

REPORT SAMPLES

PO LIMIT AUDIT REPORT
Run on 3/1/2024

Agency	PO Number	Line Item	Cand LFM Name	Req ID	Req Title	Req Fully Qualified Path	Req Project	Hiring Manager	Contract Manager	Engt Start Date	Engt Through Date	Approved Hours	Pending Approval Hours	Total Hours	Bill Rate	Expended
DOT	PO12345	L00001	Smith, John	677724	DOT - Application Programmer - Senior	Standard Job Titles/Developer/Programmer v2/DP-Senior/High Demand	KB5 Upgrade	Jones, Davey	Wilson, Sue	10/29/2023	10/28/2024	782	0	782.00	\$72.16	\$56,429.12
		L00001											Line Item Limit from PO:	1914.28		\$138,134.73
													Remaining Hrs/Funds on PO Line Item	1132.28		\$81,705.61
Agency	PO Number	Line Item	Cand LFM Name	Req ID	Req Title	Req Fully Qualified Path	Req Project	Hiring Manager	Contract Manager	Engt Start Date	Engt Through Date	Approved Hours	Pending Approval Hours	Total Hours	Bill Rate	Expended
		L00002	Doe, Jane	710648	DOT - Application Programmer - Senior	Standard Job Titles/Database Administrator v2/DBA-Senior/ Normal Demand	KB5 Upgrade	Jones, Davey	Wilson, Sue	11/25/2023	2/20/2024	176	0	176.00	\$72.16	\$12,700.16
		L00002											Line Item Limit from PO:	1960.00		\$141,433.60
													Remaining Hrs/Funds on PO Line Item	1784.00		\$128,733.44
Agency	PO Number	Line Item	Cand LFM Name	Req ID	Req Title	Req Fully Qualified Path	Req Project	Hiring Manager	Contract Manager	Engt Start Date	Engt Through Date	Approved Hours	Pending Approval Hours	Total Hours	Bill Rate	Expended
		L00003	Williams, Mary	711100	DOT - Application Programmer - Senior	Standard Job Titles/Database Administrator v2/DBA-Senior/ Normal Demand	KB5 Upgrade	Jones, Davey	Wilson, Sue	11/25/2023	11/24/2024	808	0	808.00	\$72.16	\$58,305.28
		L00003											Line Item Limit from PO:	1920.00		\$138,547.20
													Remaining Hrs/Funds on PO Line Item	1112.00		\$80,241.92
Agency	PO Number	Line Item	Cand LFM Name	Req ID	Req Title	Req Fully Qualified Path	Req Project	Hiring Manager	Contract Manager	Engt Start Date	Engt Through Date	Approved Hours	Pending Approval Hours	Total Hours	Bill Rate	Expended
		L00004	Johnson, Jim	703843	DOT - Application Programmer - Senior	Standard Job Titles/Database Administrator v2/DBA-Senior/ Normal Demand	KB5 Upgrade	Jones, Davey	Wilson, Sue	11/25/2023	11/24/2024	616	0	616.00	\$72.16	\$44,450.56
		L00004											Line Item Limit from PO:	1920.00		\$138,547.20
DOT	PO12345												Remaining Hrs/Funds on PO Line Item	1304.00		\$94,096.64

DOT Invoice Summary Report

From 3/1/24 To 3/31/24

Agency	PO Number	Candidate	Line Item	TS Submitted Date/Time	TS End Date	TS Hours	TS Approved By	Bill Rate	Billed
DMV	PO12345	Smith, John	PROG~L00001	3/15/2024	3/16/2024	24	Jones, Davey	\$112.00	\$2,688.00
		Smith, John	PROG~L00001	3/22/2024	3/23/2024	24	Jones, Davey	\$112.00	\$2,688.00
		Smith, John	PROG~L00001	3/29/2024	3/30/2024	36	Jones, Davey	\$112.00	\$4,032.00
	PO12345		PO Total:			84			\$9,408.00
Agency	PO Number	Candidate	Line Item	TS Submitted Date/Time	TS End Date	TS Hours	TS Approved By	Bill Rate	Billed
	PO67890	Doe, Jane	PROG~L00001	3/5/2024	3/2/2024	8	Jones, Davey	\$100.00	\$800.00
		Doe, Jane	PROG~L00001	3/8/2024	3/9/2024	40	Jones, Davey	\$100.00	\$4,000.00
	PO67890		PO Total:			48			\$4,800.00
Agency	PO Number	Candidate	Line Item	TS Submitted Date/Time	TS End Date	TS Hours	TS Approved By	Bill Rate	Billed
	PO98765	Williams, Mary	PROG~L00001	3/29/2024	3/30/2024	8.5	Jones, Davey	\$100.00	\$850.00
	PO98765		PO Total:			8.5			\$850.00
DOT			Agency Total:			7824.75			\$723,046.39

DOT ENGAGED CANDIDATE REPORT
RUN ON 3/1/2024

Agency	Cand LFM Name	Req ID	Req Title	Engt Reports To (LMF)	Engt Vendor Name	Engt ID	Original Start Date	Current Anniversary End Date	Engt Start Date	Engt Through Date	PO Number	Vendor Rate	Bill Rate
DOT	Johnson, Jim	703843	DOT - Application Programmer - Senior	Jones, Davey	123 Vendor	903339	1/28/2019	1/28/2021	11/25/2023	11/24/2024	PO12345	\$128.16	\$130.78
DOT	Smith, John	677724	DOT - Application Programmer - Senior	Jones, Davey	XYZ Vendor	902539	7/26/2023	7/26/2024	10/29/2023	11/24/2024	PO12345	\$122.50	\$125.00
DOT	Williams, Mary	711100	DOT - Application Programmer - Senior	Jones, Davey	ABC Vendor	902540	8/14/2023	8/14/2024	11/25/2023	11/24/2024	PO12345	\$98.75	\$100.77

Manager Dashboard

Refreshed: Tuesday, February 6, 2024 5:18:55 PM

Manager(s): All Managers

Vendor(s): All Vendors

Dashboard Statistics

Total Active Engt Count

432

Total Approved Spend

\$387,921

Total Requisition Count

31

Engagement Length by Weeks

< 4 weeks	0	0.00%
4 - 26 weeks	3	7.89%
26 - 52 weeks	4	10.53%
> 52 weeks	403	81.58%

Timesheet Count by Status

Submitted	63	50.00%
Approved	5	35.71%
Rejected	2	14.29%

Requisition Count by Status

Interviews occurring	0	10.87%
Open	8	28.26%
Pending approval	23	60.87%

Top 2 Spend by Vendor

Vendor Name

Top Notch

Staffing Solutions

ABC Temps

Top 3 Engagement by Vendor

Vendor Name

Top Notch

Staffing Solutions

ABC Temps

Direct Sourcing Partner

Top 2 Current Engagement Spend by Vendor

Top Notch Staffing Solutions	\$178,503.00	51.17%
ABC Temps	\$170,338.00	48.83%

Top 3 Current Engagement Count by Vendor

Top Notch Staffing Solutions	297	71.05%
ABC Temps	77	18.42%
Direct Sourcing Partner	44	10.53%

CAI[®]

We power
the possible[™]

© 2024, Computer Aid, Inc. Confidential – Do Not Use Without Permission

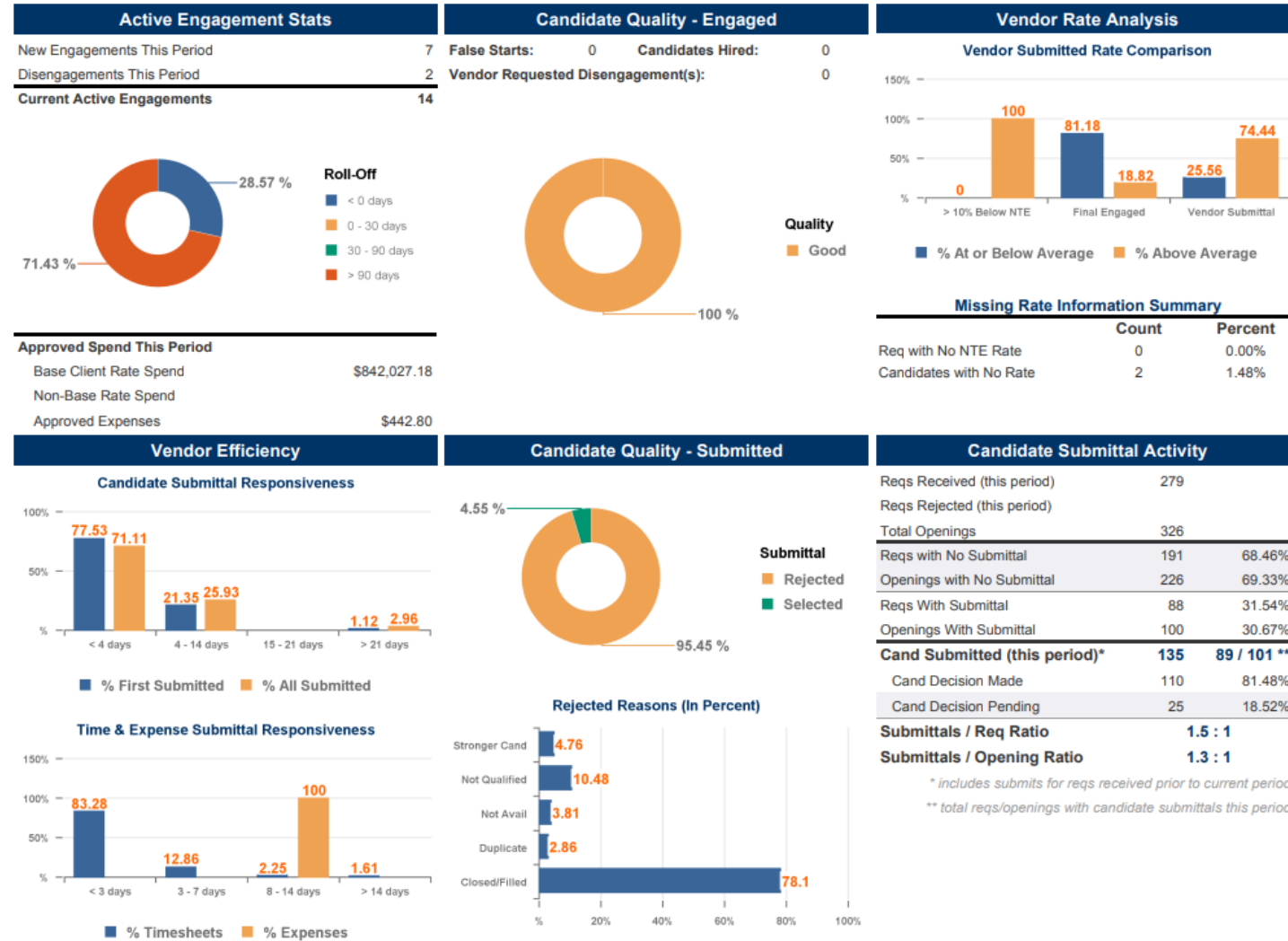
April 28, 2024 | 5

Vendor Scorecard

Refreshed: Friday, March 15, 2024 11:30:51 AM

Period: 7/1/2023 12:00:00 AM - 3/15/2024 11:30:05 AM

Vendor: RADcube LLC



Missing Compliance Items

Refreshed: Monday, December 18, 2023 5:53:49 PM

Vendor(s): All Vendors

Compliance All

Active:

Cand ID	Candidate	Job Title	Compliance Item Name	Compliance Item Due Date	Compliance Item Status
4298882	Smallwood, Charles	Warehouse Assistant	Access Badge - issue	Engagement Start Date	Not Started
4298882	Smallwood, Charles	Warehouse Assistant	Background Check (Criminal/Federal)	Candidate Submittal	Not Started
4298882	Smallwood, Charles	Warehouse Assistant	Drug Screen	Engagement Start Date	Not Started
4298882	Smallwood, Charles	Warehouse Assistant	High School Diploma/GED Verification	Candidate Submittal	Not Started
4298882	Smallwood, Charles	Warehouse Assistant	Training - Company-Wide Policies	Engagement Start Date	Not Started
4298887	Artois, Stella	Warehouse Assistant	Access Badge - issue	Engagement Start Date	Not Started
4298887	Artois, Stella	Warehouse Assistant	Background Check (Criminal/Federal)	Candidate Submittal	Not Started
4298887	Artois, Stella	Warehouse Assistant	Training - Company-Wide Policies	Engagement Start Date	Not Started
4326247	Nicks, Steven	Software Engineer	Device Provisioning	Engagement Start Date	Not Started
4326247	Nicks, Steven	Software Engineer	Systems Access	Engagement Start Date	Not Started
4337411	Robertson, Linda	Warehouse Assistant	Access Badge - issue	Engagement Start Date	Not Started
4337411	Robertson, Linda	Warehouse Assistant	Background Check (Criminal/Federal)	Candidate Submittal	Not Started
4337411	Robertson, Linda	Warehouse Assistant	Drug Screen	Engagement Start Date	Not Started
4337411	Robertson, Linda	Warehouse Assistant	High School Diploma/GED Verification	Candidate Submittal	Not Started
4337411	Robertson, Linda	Warehouse Assistant	Training - Company-Wide Policies	Engagement Start Date	Not Started
4359197	Little, Maria	Customer Service Rep	Access Badge - issue	Engagement Start Date	Not Started
4359197	Little, Maria	Customer Service Rep	Background Check	Engagement Start Date	Not Started
4359197	Little, Maria	Customer Service Rep	Drug Screen	Engagement Start Date	Not Started
4359197	Little, Maria	Customer Service Rep	Training - Company-Wide Policies	Engagement Start Date	Not Started
4395990	Steele, Jackson	Production Engineer	Access Badge - issue	Engagement Start Date	Not Started
4395990	Steele, Jackson	Production Engineer	Device Provisioning	Engagement Start Date	Not Started

Budget Audit Summary - Currently Active

Refreshed: Monday, January 29, 2024 11:40:24 AM

Engagements by Budget / Run Rate				Engagements Over Budget			
				% Over	Current Overage	Est Overage at Engt End	
Total Engagements:	10	Over Budget	0 0%	< 10%			
Avg Engt Length (in wks):	46.99	Over Run Rate*	0 0%	10 - 25%			
Avg Engagement Budget:	\$146,861.82	On Target	1 10%	25 - 50%			
		Under Run Rate*	9 90%	> 50%			
* 15% Over / Under Est Wkly Spend							

Engagements Over Budget

Engt ID	Candidate Name	Req Title	Manager Name	Client Rate	Rate Period	Est Engt Budget	Est Wkly Run Rate	Weeks To Date	Spend Incurred	Avg Wkly Run	Weeks Left	Budget Left
								0	0	0.14	0.14	\$0

Engagements Over Run Rate

Engt ID	Candidate Name	Req Title	Manager Name	Client Rate	Rate Period	Est Engt Budget	Wkly Budget	Weeks To Date	Budget Incurred	Avg Wkly Spend	Weeks Left	Budget Left
								0	0	0.14	0.14	\$0

Engagements On Target

Engt ID	Candidate Name	Req Title	Manager Name	Client Rate	Rate Period	Est Engt Budget	Est Wkly Budget	Weeks To Date	Budget Incurred	Avg Wkly Spend	Weeks Left	Budget Left
893509	Lewis, John	Call Centre Representative	Christman, Richard	\$25.00	Per Hour	\$42,750	\$970	19.71	\$40,993	\$962	1.22	\$1,757

Engagements Under Run Rate

Engt ID	Candidate Name	Req Title	Manager Name	Client Rate	Rate Period	Est Engt Budget	Est Wkly Budget	Weeks To Date	Budget Incurred	Avg Wkly Spend	Weeks Left	Budget Left
903844	Booker, Tim	Product Manager	Haines, Zach	\$55.00	Per Hour	\$115,343	\$2,200	52.43	\$0	\$0	31.00	\$115,343
877232	Cox, Frank	Accountant	Soberon, Stephanie	\$28.00	Per Hour	\$58,720	\$1,120	52.43	\$0	\$0	26.57	\$58,720
895076	Greener, Michael	Demand Supply Planner	Haines, Zach	\$28.00	Per Hour	\$58,720	\$1,120	52.43	\$1,309	\$102	39.71	\$57,411
877234	Pouros, Trevor	Accountant	Haines, Zach	\$30.00	Per Hour	\$62,914	\$1,200	52.43	\$1,380	\$53	26.57	\$61,534
877225	White, Chloe	Logistics Manager	Christman, Richard	\$95.00	Per Hour	\$133,543	\$3,800	35.14	\$937	\$27	0.57	\$132,605

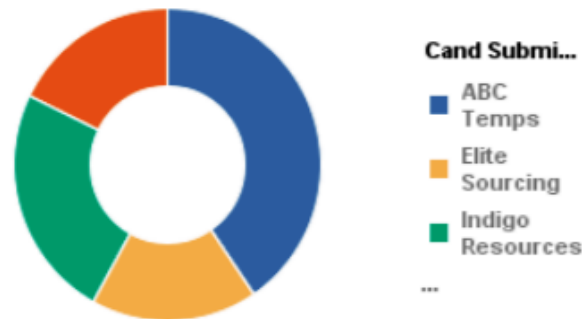
Document: VMC30 - Budget Audit Summary - Currently Active
Refreshed By: i4865\$zach.haines

Next Quarter Projection Report

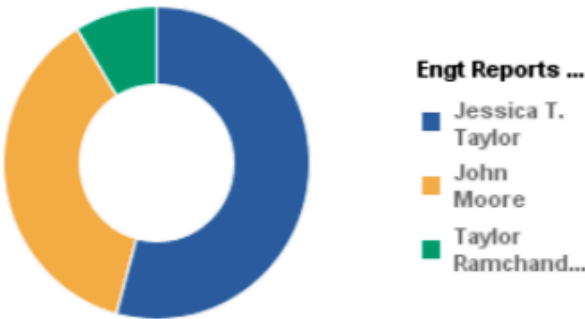
Quarter Totals:

Next Quarter Projected Hours	10,125.71
Next Quarter Projected Spend	367,242.08
Next Quarter Engagement Count	25

Spend by Vendor



Spend By Manager



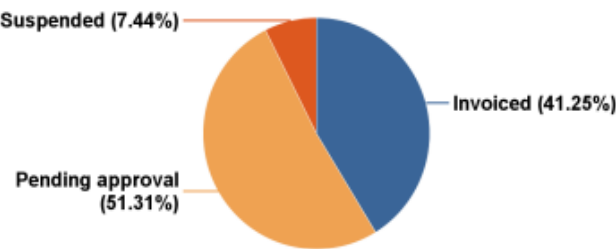
Engt ID	Contractor Name	Job Title	Manager Name	Bill Rate	Vendor Name	Estimated Hours	Estimated Spend
15886	Jenny Jones	Insurance Billing Specialist	John Moore	\$44.80	ABC Temps	514	\$23,040.00
15887	Lucy Davis	Claims Adjuster	John Moore	\$42.00	Indigo Resources	514	\$21,600.00
15889	Cory Jasper	Administrative Assistant	John Moore	\$35.00	Elite Sourcing	514	\$18,000.00
15894	Jackie Klein	Warehouse Material Handler	John Moore	\$27.00	Elite Sourcing	457	\$12,342.86
15895	Gregory King	Sorter	John Moore	\$21.00	Indigo Resources	514	\$10,800.00

Spend Overview

Refreshed: Tuesday, February 20, 2024 5:30:25 PM

Overall Timesheet Spend				
Timesheets	Total Hours	Total Spend	Avg Bill Rate	
312	4,905	\$327,812	\$66.83	
Timesheet Spend By Current Status				
Pending Approval	Approved	Suspended	Invoiced	Rejected
\$168,200		\$24,389	\$135,222	\$0
Timesheet Type				
Original	Amended			
298	14			

Timesheet Spend by Current Status



* Click on any Status to apply as filter

Top Managers

Top 4 Managers	TS Cnt	Total Spend
Christman, Richard	77	\$96,749
Haines, Zach	33	\$23,483
Soberon, Stephanie	22	\$9,875
Tilley, Chris	22	\$35,063
Total Top 4 Managers	154	\$165,169
Top 4 as % of Total	73.7%	

Top Vendors

Top 3 Vendors	TS Cnt	Total Spend
ABC Temps	77	\$118,073
Direct Sourcing Partner	7	\$7,920
Top Notch Staffing Solutions	70	\$113,539
Total Top 3 Vendors	154	\$239,532
Top 3 as % of Total	94.5%	100.0%

Top Projects

Top 3 Projects	TS Cnt	Total Spend	Project Budget	% Budget
ProjectABC	160	\$219,125	\$3,200,000	6.85%
ProjectDEF	30	\$15,720	\$1,500,000	1.05%
ProjectGHI	10	\$4,687	\$300,000	1.56%
Total Top 3 Projects	200	\$239,532		
	93.2%			

Candidate Conversion Summary

Engagement End Date Between: 12/1/2023 - 12/31/2023

Disengagement Summary				
Total Disengaged:	22		Contract/Other	Contract-Perm
Disengaged-Hired:	3	14%	100%	
Disengaged-Other:	19	86%	100%	

Engagements Converted In		
< 1 Month		
1 - 6 Months		
7 - 12 Months	2	67%
> 12 Months		

Cand ID	Candidate Name	Req Title	Vendor Name	Manager	Rate	Engt Start	Engt Thru	Total Days	Type	Engt Spend
31443	Gilbert, Brian	Software Engineer	ABC Temps	Smith, Joseph	\$90.00	3/7/24	1/13/25	313	Project	\$75,600
31450	Grey, Jordan	Software Engineer	ABC Temps	Smith, Joseph	\$90.00	2/15/24	12/7/24	297	Project	\$60,480

Current Missing Timesheets

Refreshed: Saturday, February 24, 2024 11:25:25 AM

Vendor(s): All Vendors

Manager(s): All Managers

Missing Spend Estimation Method: Avg Approved TS Spend Client Weekly Hours * Max Client Rate Est Weekly Hours * Max Client Rate

Cand ID	Candidate Name	Vendor Name	Manager	Engt Start	Engt End	Miss Cnt	Est. Spend Missing	Timesheet Period End Date							
								31 Dec	07 Jan	14 Jan	21 Jan	28 Jan	04 Feb	11 Feb	18 Feb
4248611	Booker, Tim	ABC Temps	Haines, Zach	01 Sep 23	01 Sep 24	8	\$17,600	♦	♦	♦	♦	♦	♦	♦	♦
4279719	Gonzalez, Raymond	ABC Temps	Christman, Richard	01 Sep 23	01 Aug 24	8	\$48,960	♦	♦	♦	♦	♦	♦	♦	♦
4337400	Greener, Michael	ABC Temps	Haines, Zach	01 Nov 23	01 Nov 24	8	\$5,236	♦	♦	♦	♦	♦	♦	♦	♦
4216078	Pouros, Trevor	ABC Temps	Haines, Zach	01 Aug 23	01 Aug 24	8	\$5,520	♦	♦	♦	♦	♦	♦	♦	♦
4298882	Smallwood, Charles	ABC Temps	Christman, Richard	01 Nov 23	01 Nov 24	8	\$7,360	♦	♦	♦	♦	♦	♦	♦	♦
4279679	McGregor, Tessa	ABC Temps	Tilley, Chris	01 Oct 23	01 Oct 24	7	\$12,469	♦	♦	♦	♦		♦	♦	♦
4279658	Cruz, Donte	Direct Sourcing Partner	Tilley, Chris	25 Sep 23	25 Sep 24	8	\$17,600	♦	♦	♦	♦	♦	♦	♦	♦
4337432	Morrison, Julianne	Direct Sourcing Partner	Haines, Zach	04 Oct 23	04 Apr 24	8	\$18,880	♦	♦	♦	♦	♦	♦	♦	♦
4286199	Sweet, Tiffany	Direct Sourcing Partner	Soberon, Stephanie	01 Oct 23	01 Oct 24	8	\$32,704	♦	♦	♦	♦	♦	♦	♦	♦
4396056	Donovan, Miles	Direct Sourcing Partner	Haines, Zach	17 Jan 24	17 Jan 25	5	\$15,800				♦	♦	♦	♦	♦
4298887	Artois, Stella	Top Notch Staffing Solutions	Tilley, Chris	01 Nov 23	01 Nov 24	8	\$7,680	♦	♦	♦	♦	♦	♦	♦	♦
4216074	Cox, Frank	Top Notch Staffing Solutions	Soberon, Stephanie	01 Aug 23	01 Aug 24	8	\$8,960	♦	♦	♦	♦	♦	♦	♦	♦
4337391	Dweller, Josephine	Top Notch Staffing Solutions	Haines, Zach	01 Nov 23	01 Nov 24	8	\$7,360	♦	♦	♦	♦	♦	♦	♦	♦
4278210	Golder, Isabella	Top Notch Staffing Solutions	Tilley, Chris	01 Oct 23	01 Oct 24	8	\$30,464	♦	♦	♦	♦	♦	♦	♦	♦
4279723	Justice, Mary	Top Notch Staffing Solutions	Soberon, Stephanie	01 Aug 23	01 Aug 24	8	\$53,280	♦	♦	♦	♦	♦	♦	♦	♦
4359197	Little, Maria	Top Notch Staffing Solutions	Haines, Zach	01 Nov 23	01 May 24	8	\$7,680	♦	♦	♦	♦	♦	♦	♦	♦
4286462	Monte, Paula	Top Notch Staffing Solutions	Christman, Richard	01 Oct 23	01 Oct 24	8	\$13,328	♦	♦	♦	♦	♦	♦	♦	♦
4337411	Robertson, Linda	Top Notch Staffing Solutions	Tilley, Chris	01 Nov 23	01 Nov 24	8	\$8,960	♦	♦	♦	♦	♦	♦	♦	♦
4391764	Silks, Marcella	Top Notch Staffing Solutions	Christman, Richard	01 Oct 23	01 Oct 24	8	\$33,600	♦	♦	♦	♦	♦	♦	♦	♦

Rate Analysis - Vendor Overview

Refreshed: Tuesday, January 9, 2024 2:24:07 PM

Submittal / Engt Period: 1/1/2023 12:00:00 AM - 12/31/2023 12:00:00 AM
Vendor(s): All Vendors
Parent Req Class(es): All Parent Req Classes

Candidates Submitted *					Candidates Engaged				
Total Cands	Minimum Rate	Maximum Rate	Median Rate	Average Rate	Total Cands	Minimum Rate	Maximum Rate	Median Rate	Average Rate
114	\$19.00	\$117.00	\$68.00	\$58.88	32	\$0.00	\$111.00	\$62.00	\$55.50

Top Vendors (Candidate Volume)

* - excludes candidates submitted without rate											
Top 3 Vendors	Total Cands	Candidates Submitted *					Candidates Engaged				
		# Cands	Min Rate	Max Rate	Med Rate	Avg Rate	# Cands	Min Rate	Max Rate	Med Rate	Avg Rate
Top Notch Staffing Solutions	92	72	\$19.00	\$117.00	\$68.25	\$58.92	20	\$0.00	\$111.00	\$66.50	\$59.03
ABC Temps	32	25	\$22.00	\$105.00	\$65.00	\$59.88	7	\$0.00	\$102.00	\$30.00	\$44.08
Direct Sourcing Partner	18	13	\$21.25	\$101.00	\$75.00	\$62.69	5	\$28.00	\$73.00	\$59.00	\$57.40
Total Top 3 Vendors	142	110	19	117	68	59.58	32	0	111	62	55.5
(all other Vendors)	4										
Top 3 Vendors % of Total 97.3%											

Rate Analysis - Vendor Detail by Requirement Class

Refreshed: Tuesday, January 9, 2024 2:24:07 PM

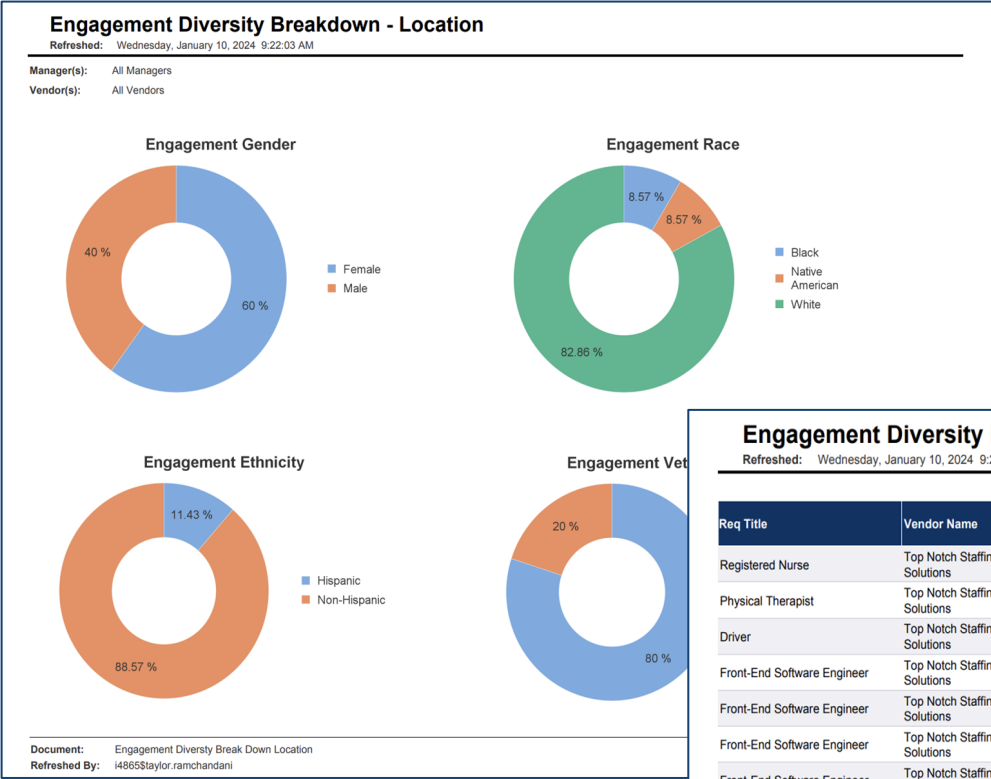
Submittal / Engt Period: 1/1/2023 12:00:00 AM - 12/31/2023 12:00:00 AM

Vendor(s): All Vendors

Parent Req Class(es): All Parent Req Classes

Vendor	Requirement Class	Total Cands	Candidates Submitted *					Candidates Submitted *				
			# Cands	Minimum Rate	Maximum Rate	Median Rate	Average Rate	# Cands	Minimum Rate	Maximum Rate	Median Rate	Average Rate
	(all requirement classes)	146	114	\$19.00	\$117.00	\$68.00	\$58.88	32	\$0.00	\$111.00	\$111.00	\$55.50
ABC Temps	Network Engineer	8	8	\$62.00	\$77.00	\$68.00	\$68.88	0				
	IT Project Manager	5	4	\$22.00	\$64.00	\$60.50	\$51.75	1	\$0.00	\$0.00	\$0.00	\$0.00
	Manufacturing Associate	4	3	\$22.00	\$23.19	\$22.00	\$22.40	1	\$30.00	\$30.00	\$30.00	\$30.00
	Nurse - Float Pool	3	2	\$70.00	\$79.00	\$74.50	\$74.50	1	\$83.00	\$83.00	\$83.00	\$83.00
	Registered Nurse	3	3	\$77.75	\$82.00	\$81.00	\$80.25	0				
	RN - Cardiovascular ICU	3	1	\$105.00	\$105.00	\$105.00	\$105.00	2	\$70.56	\$102.00	\$86.28	\$86.28
	CNA	2	2	\$26.00	\$29.00	\$27.50	\$27.50	0				
	Customer Service Rep	2	0					2	\$0.00	\$23.00	\$11.50	\$11.50
	Software Engineer	2	2	£58.00	£64.00	£61.00	£61.00	0				
		32	25	\$22.00	\$105.00	\$65.00	\$59.88	7	\$0.00	\$102.00	\$102.00	\$44.08
Direct Sourcing Partner	Nurse - Float Pool	4	2	\$71.00	\$75.00	\$73.00	\$73.00	2	\$72.00	\$73.00	\$72.50	\$72.50
	IT Project Manager	3	2	\$21.25	\$26.50	\$23.88	\$23.88	1	\$59.00	\$59.00	\$59.00	\$59.00
	Registered Nurse	3	3	\$77.00	\$83.00	\$81.50	\$80.50	0				
	Software Engineer	3	3	\$68.75	\$79.00	\$77.50	\$75.08	0				
	CNA	1	1	\$30.00	\$30.00	\$30.00	\$30.00	0				
	Customer Service Rep	1	0					1	\$28.00	\$28.00	\$28.00	\$28.00
	Manufacturing Associate	1	1	\$23.50	\$23.50	\$23.50	\$23.50	0				
	RN - Cardiovascular ICU	1	1	\$101.00	\$101.00	\$101.00	\$101.00	0				
	X-Ray Technician	1	0					1	\$55.00	\$55.00	\$55.00	\$55.00
		18	13	\$21.25	\$101.00	\$75.00	\$62.69	5	\$28.00	\$73.00	\$73.00	\$57.40

Candidate Diversity Reporting



Engagement Diversity Report

Refreshed: Wednesday, January 10, 2024 9:22:03 AM

Req Title	Vendor Name	Engt Client Rate Value	Gender
Registered Nurse	Top Notch Staffing Solutions	\$75.00	Female
Physical Therapist	Top Notch Staffing Solutions	\$58.00	Female
Driver	Top Notch Staffing Solutions	\$23.00	Male
Front-End Software Engineer	Top Notch Staffing Solutions		Male
Front-End Software Engineer	Top Notch Staffing Solutions		Male
Front-End Software Engineer	Top Notch Staffing Solutions		Male
Front-End Software Engineer	Top Notch Staffing Solutions		Male
Administrative Assistant	Top Notch Staffing Solutions	\$31.00	Female
Quality Supervisor	Direct Sourcing Partner		Male
Supply Chain Analyst	Top Notch Staffing Solutions		Male
Supply Chain Analyst	Top Notch Staffing Solutions		Male
Supply Chain Analyst	Top Notch Staffing Solutions		Male
Registered Nurse	Top Notch Staffing Solutions	\$75.00	Female
Registered Nurse	Top Notch Staffing Solutions		Male
Front-End Software Engineer	Top Notch Staffing Solutions	\$55.00	Female

Req Title	Vendor Name	Engt Client Rate Value	Gender	Non-Hispanic	White	Non-Veteran	Nebraska (Omaha)
Registered Nurse	Top Notch Staffing Solutions	\$75.00	Female	Non-Hispanic	White	Non-Veteran	Nebraska (Omaha)
Quality Supervisor	Direct Sourcing Partner		Male	Non-Hispanic	White	Non-Veteran	Nebraska (Omaha)
Supply Chain Analyst	Top Notch Staffing Solutions		Male	Non-Hispanic	White	Non-Veteran	Nebraska (Omaha)
Supply Chain Analyst	Top Notch Staffing Solutions		Male	Non-Hispanic	White	Non-Veteran	Nebraska (Omaha)
Supply Chain Analyst	Top Notch Staffing Solutions		Male	Non-Hispanic	White	Non-Veteran	Nebraska (Omaha)
Registered Nurse	Top Notch Staffing Solutions	\$75.00	Female	Non-Hispanic	White	Non-Veteran	Illinois (Franklin Park)
Registered Nurse	Top Notch Staffing Solutions		Male	Hispanic	Native American	Non-Veteran	Nebraska (Omaha)
Front-End Software Engineer	Top Notch Staffing Solutions	\$55.00	Female	Non-Hispanic	White	Non-Veteran	California (Berkeley)

