



Guide to Business Intelligence Standard Reports

For support, contact us at support@vectorvms.com

Table of Contents

VSR01 - Requisition Overview	5
VSR02 - Requisition Overview - Created Last Month	8
VSR03 - Requisition Overview with Region	11
VSR10 - Requisition Summary	14
VSR11 - Requisition Summary (with Budget)	15
VSR12 - Active Requisition Summary	17
VSR13 - Requisition Summary - Created Last Week	19
VSR20 - Requisition Details	21
VSR21 - Requisition Details - Req ID(s)	22
VSR30 - Active Requisition List	23
VSR31 - Requisition List - by Req Created Date	26
VSR32 - Requisition List - by Req Opened Date	29
VCR01 - Candidate Overview	32
VCR02 - Candidate Overview - Submitted Last Month	36
VCR10 - Engaged Candidate Summary	39
VCR20 - Candidate Detail	40
VCR30 - Submitted Candidate List	41
VCR31 - Submitted Candidate List - Req ID(s)	43
VCR35 - Candidate Interview List	45
VCR40 - Candidate Certification List	47
VCR41 - Candidate Certification List - Achieved (All)	49
VCR42 - Candidate Certification List - Achieved (Specific)	50
VCR43 - Candidate Certification List - Expiring (All)	52
VCR44 - Candidate Certification List - Expiring (Specific)	54
VCR50 - Candidate Compliance Item List	56
VCR51 - Candidate Compliance Item List - Achieved (All)	58
VCR52 - Candidate Compliance Item List - Achieved (Specific)	60
VCR53 - Candidate Compliance Item List - Expiring (All)	62
VCR54 - Candidate Compliance Item List - Expiring (Specific)	64
VCR55 - Candidate Compliance Item List - Completed (All)	66
VCR56 - Candidate Compliance Item List - Completed (Specific)	68
VCR57 - Candidate Compliance Item List - Conducted (All)	70
VCR58 - Candidate Compliance Item List - Conducted (Specific)	72
VSE01 - Engagement Overview	74
VSE02 - Engagement Overview with Region	78
VSE10 - Active Engagement Summary	81
VSE11 - Engagement Summary - Active Between	83
VSE12 - Engagement Summary - Starting Between	85

VSE13 - Engagement Summary - Ending Between	87
VSE14 - Engagement Summary - Created Last Week	89
VSE20 - Engagement Detail	91
VSE21 - Engagement Detail - Req ID(s)	93
VSE30 - Active Engagements List	95
VSE31 - Active Engagements Logistics List	97
VSE35 - Disengagements List	100
VSE36 - Disengagements List - Ending Next Week	103
VSE40 - New Engagements List	106
VSE41 - New Engagements List - Starting Next Week	109
VSE42 - New Engagements List - by Engt Created Date	112
VTE01 - Timesheet Overview	115
VTE02 - Timesheet Spend Overview	118
VTE03 - Timesheet Spend Overview with Region	121
VTE05 - Timesheet Next Approver	124
VTE10 - Timesheet Summary by Approved Date	126
VTE11 - Timesheet Summary by Submitted Date	129
VTE12 - Timesheet Summary by Week End Date	132
VTE20 - Timesheet Details	135
VTE21 - Timesheet Details - TS ID(s)	136
VTE22 - Timesheet Details - Cand ID(s)	137
VTE25 - Current Missing Timesheets	138
VTE26 - Current Missing Timesheets by Engagement	140
VTE30 - Submitted Timesheet List	142
VTE31 - Approved Timesheet List	145
VTE32 - Approved Timesheet List - by Week Ending Date	148
VTE40 - Expense Overview	151
VTE50 - Expense Summary by Approved Date	154
VTE51 - Expense Summary by Submitted Date	156
VTE60 - Expense Detail	158
VTE61 - Expense Detail - Cand ID(s)	160
VTE70 - Approved Expense List	162
VTE71 - Submitted Expense List	164
VTE80 - Engagement Spend Analysis	166
VTE81 - Engagement Spend by Vendor	168
VTE82 - Engagement Spend by Manager	170
VTE83 - Engagement Spend by Diversity Category	172
VTE84 - Vendor Spend by Diversity Category (SOW & Contingent)	174
VMC01 - Vendor Scorecard	176
VMC02 - Vendor Scorecard Companion	178

VMC03 - Vendor Scorecard - Last Month	184
VMC10 - Vendor Specialization	186
VMC11 - Requisition Class Specialization	188
VMC15 - Year-to-Date Diverse Vendor Analysis	190
VMC20 - Requisition Cycle Time Summary	192
VMC21 - Requisition Cycle Time Summary with Req Class	194
VMC30 - Budget Audit Summary - Currently Active	196
VMC31 - Budget Audit Summary - Active Between	199
VMC40 - Candidate Length of Stay Audit Summary	201
VMC41 - Candidate Conversion Summary	203
VMC50 - Rate Analysis - Req Class	205
VMC51 - Rate Analysis - Vendors	208
VMC60 - Budget to Actual - Active Between	211
VMC70 - Client Overview	213
VMC80 - Manager Dashboard	215
VMC90 - Vendor Scoreboard	217
VMC91 - Vendor Scoreboard with Prompt KPIs	219
VPR01 - Project Requisition Summary	221
VPR01 - Service Requisition Summary	223
VPR10 - Service Requisition Detail	225
VPR11 - Service Requisition Detail - Req ID(s)	226
VPR20 - Service Engagement Summary	227
VPR30 - Service Engagement Detail	229
VPR31 - Service Engagement Detail - Req ID(s)	230
VCD01 - Active User Overview	231
VCD02 - Active User Summary	232
VCD10 - User List	233
VCD15 - Location List	235
VCD20 - Project List	237
VCD21 - Project List - 2 Levels	239
VCD22 - Project List - 3 Levels	241
VCD25 - Requisition Class List - 2 Levels	243
VCD26 - Requisition Class List - 3 Levels	244
VCD27 - Requisition Class List - 4 Levels	246
VCD30 - Cost Center List	248
VCD35 - Vendor List	249
VPN01 - User Privacy Notice Current Status	251
VPN10 - User Privacy Notice Action History	252
VPN20 - User Views of Remove Account Instructions	253

VSR01 - Requisition Overview

Description:

This report provides an aggregate view of the current status for all the requisitions created within a certain date range. This report will include list of top contributors of creating requisitions by:

- Location
- Manager
- Requisition Class

This report also has a detailed breakdown of created requisitions by status for all locations, managers and requisition classes.

Prompts:

Required: Req Created Date Range

Optional: Manager(s), Location(s), Root Req Class(es)

When to run:

This report should be used to get an overview of the requisitions you have in the system. It will give you a complete overview of all requisitions as well as report tabs broken down by location, manager and root req class.

Report Samples:

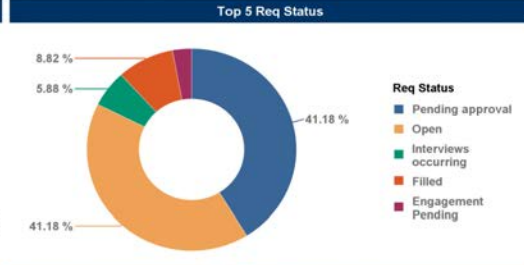
Requisition Overview

Refreshed: Tuesday, October 4, 2022 11:11:19 AM



Req Created Between: 2/1/2020 12:00:00 AM - 10/4/2022 11:11:18 AM
 Manager(s): All Managers
 Location(s): All Locations
 Root Req Class(es): All Root Req Classes

Overall Counts				Requisition Counts by Current Status				
Total Reqs	Total Openings	Openings Filled	% of Openings Filled	Pending Approval	Open / Interviews	Filled	Closed / Cancelled	Not Approved
34	41	5	12.2%	14	16	3		



Document: VSR01 - Requisition Overview
 Refreshed By: D08\$John.Taylor

Page: 1 of 1

Requisition Overview By Location

Refreshed: Tuesday, October 4, 2022 11:11:19 AM



Req Created Between: 2/1/2020 12:00:00 AM - 10/4/2022 11:11:18 AM
 Manager(s): All Managers
 Location(s): All Locations
 Root Req Class(es): All Root Req Classes

Region	Overall Counts				Requisition Counts by Current Status				
	Total Reqs	Total Openings	Openings Filled	% of Openings Filled	Pending Approval	Open / Interviews	Filled	Closed / Cancelled	Not Approved
(all regions)	34	41	5	12.2%	14	16	3		
Harrisburg, PA	2	2	0	0.0%	2				
Raleigh, NC	32	39	5	12.8%	12	16	3		

Document: VSR01 - Requisition Overview
 Refreshed By: D08\$John.Taylor

Page: 1 of 1

Requisition Overview By Manager

Refreshed: Tuesday, October 4, 2022 11:11:19 AM

Req Created Between: 2/1/2020 12:00:00 AM - 10/4/2022 11:11:18 AM

Manager(s): All Managers

Location(s): All Locations

Root Req Class(es): All Root Req Classes

Manager	Overall Counts				Requisition Counts by Current Status				
	Total Reqs	Total Openings	Openings Filled	% of Openings Filled	Pending Approval	Open / Interviews	Filled	Closed / Cancelled	Not Approved
(all managers)	34	41	5	12.2%	14	16	3		
Hamilton, George	1	1	0	0.0%	1				
Morris, David	2	2	0	0.0%	2				
Taylor, Jessica T.	28	35	5	14.3%	8	16	3		
Williams, Anthony	3	3	0	0.0%	3				

Document: VSR01 - Requisition Overview
 Refreshed By: D08S.John.Taylor

Page: 1 of 1

Requisition Overview by Req Class

Refreshed: Tuesday, October 4, 2022 11:11:19 AM

Req Created Between: 2/1/2020 12:00:00 AM - 10/4/2022 11:11:18 AM

Manager(s): All Managers

Location(s): All Locations

Root Req Class(es): All Root Req Classes

Root Requisition Class	Overall Counts				Requisition Counts by Current Status				
	Total Reqs	Total Openings	Openings Filled	% of Openings Filled	Pending Approval	Open / Interviews	Filled	Closed / Cancelled	Not Approved
(all root requisition classes)	34	41	5	12.2%	14	16	3		
Admin/Clerical	4	4	1	25.0%	2	1	1		
Healthcare	2	2	0	0.0%	2				
ID Management	1	1	0	0.0%	1				
Independent Contractor	2	2	0	0.0%		2			
Information Technology	24	31	4	12.9%	8	13	2		
Retail	1	1	0	0.0%	1				

Document: VSR01 - Requisition Overview
 Refreshed By: D08S.John.Taylor

Page: 1 of 1

VSR02 - Requisition Overview - Created Last Month

Description:

This report provides an aggregate view of the current status for all the requisitions created during the last month. This report will include list of top contributors of creating requisitions by:

- Location
- Manager
- Requisition Class

This report also has a detailed breakdown of created requisitions by status for all locations, managers and requisition classes.

Prompts:

Optional: Manager(s), Location(s), Root Req Class(es)

When to run:

This report should be used to get an overview of the requisitions you have in the system. It will give you a complete overview of the requisitions created during the last month as well as report tabs broken down by location, manager and root req class.

Report Samples:

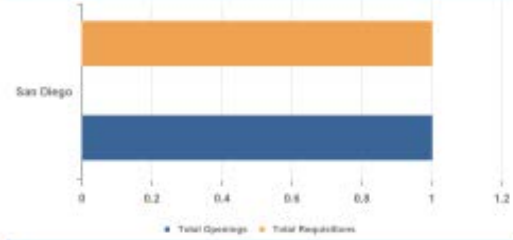
Requisition Overview - Created Last Month

Refreshed: Thursday, October 6, 2022 2:32:02 PM

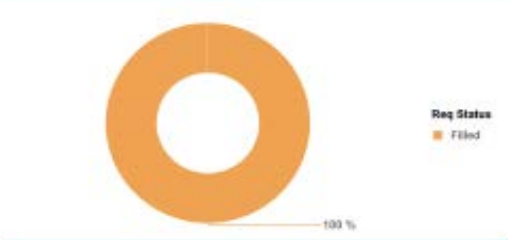
Manager(s): All Managers
 Location(s): All Locations
 Root Req Class(es): All Root Req Classes

Overall Counts				Requisition Counts by Current Status				
Total Reqs	Total Openings	Openings Filled	% of Openings Filled	Pending Approval	Open / Interviews	Filled	Closed / Cancelled	Not Approved
1	1	1	100.0%			1		

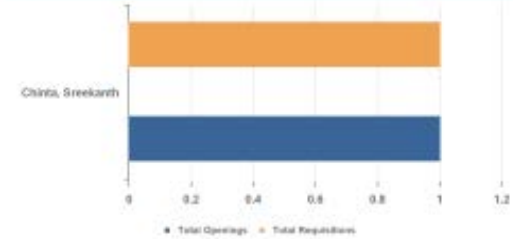
Top 1 Locations



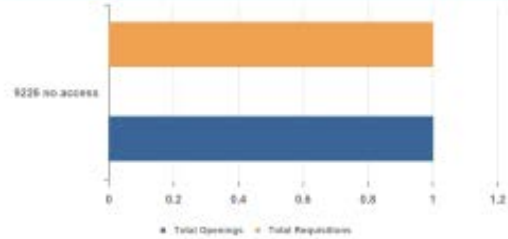
Top 1 Req Status



Top 1 Managers



Top 1 Req Classes



Document: VSR02 - Requisition Overview - Created Last Month
 Refreshed By: 92245Stephanie Soboron

Page: 1 of 1

Requisition Overview By Location

Refreshed: Thursday, October 6, 2022 2:32:02 PM

Manager(s): All Managers
 Location(s): All Locations
 Root Req Class(es): All Root Req Classes

Location	Overall Counts				Requisition Counts by Current Status				
	Total Reqs	Total Openings	Openings Filled	% of Openings Filled	Pending Approval	Open / Interviews	Filled	Closed / Cancelled	Not Approved
(all locations)	1	1	1	100.0%			1		
San Diego	1	1	1	100.0%			1		

Document: VSR02 - Requisition Overview - Created Last Month
 Refreshed By: 92245Stephanie Soboron

Page: 1 of 1

Requisition Overview By Manager

Refreshed: Thursday, October 6, 2022 2:32:02 PM

Manager(s): All Managers
 Location(s): All Locations
 Root Req Class(es): All Root Req Classes

Manager	Overall Counts				Requisition Counts by Current Status				
	Total Reqs	Total Openings	Openings Filled	% of Openings Filled	Pending Approval	Open / Interviews	Filled	Closed / Cancelled	Not Approved
(all managers)	1	1	1	100.0%			1		
Chris, Swelborth	1	1	1	100.0%			1		

Document: VSR02 - Requisition Overview - Created Last Month
 Refreshed By: 92245Stephanie Soberon

Page: 1 of 1

Requisition Overview by Req Class

Refreshed: Thursday, October 6, 2022 2:32:02 PM

Manager(s): All Managers
 Location(s): All Locations
 Root Req Class(es): All Root Req Classes

Root Requisition Class	Overall Counts				Requisition Counts by Current Status				
	Total Reqs	Total Openings	Openings Filled	% of Openings Filled	Pending Approval	Open / Interviews	Filled	Closed / Cancelled	Not Approved
(all root requisition classes)	1	1	1	100.0%			1		
9226 no access	1	1	1	100.0%			1		

Document: VSR02 - Requisition Overview - Created Last Month
 Refreshed By: 92245Stephanie Soberon

Page: 1 of 1

VSR03 - Requisition Overview with Region

Description:

This report provides an aggregate view of the current status for all the requisitions created within a certain date range. This report will include list of top contributors of creating requisitions by:

- Location
- Manager
- Requisition Class

This report also has a detailed breakdown of created requisitions for all regions, managers and requisition classes

Prompts:

Required: Req Created Date Range

Optional: Region(s), Manager(s), Root Req Class(es)

When to run:

This report should be used to get an overview of the requisitions you have in the system. It will give you a complete overview of all requisitions as well as report tabs broken down by location, manager and root req class.

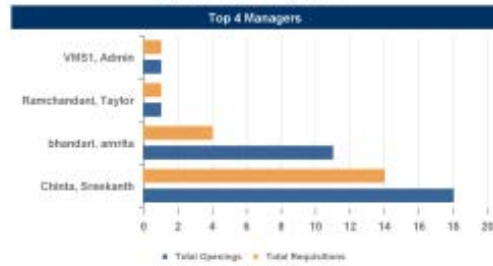
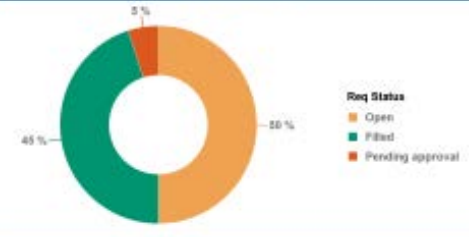
Report Samples:

Requisition Overview with Region

Refreshed: Thursday, October 6, 2022 3:16:53 PM

Req Created Between: 1/1/2022 12:00:00 AM - 10/6/2022 12:00:00 AM
 Manager(s): All Managers
 Region(s): All Regions
 Root Req Class(es): All Root Req Classes

Overall Counts				Requisition Counts by Current Status				
Total Reqs	Total Openings	Openings Filled	% of Openings Filled	Pending Approval	Open / Interviews	Filled	Closed / Cancelled	Not Approved
20	31	13	41.9%	1	10	9		



Document: VSR03 - Requisition Overview with Region
 Refreshed By: 92245Stephanie Soberon

Page: 1 of 1

Requisition Overview By Location

Refreshed: Thursday, October 6, 2022 3:16:53 PM

Req Created Between: 1/1/2022 12:00:00 AM - 10/6/2022 12:00:00 AM
 Manager(s): All Managers
 Region(s): All Regions
 Root Req Class(es): All Root Req Classes

Region	Overall Counts				Requisition Counts by Current Status				
	Total Reqs	Total Openings	Openings Filled	% of Openings Filled	Pending Approval	Open / Interviews	Filled	Closed / Cancelled	Not Approved
All Regions	20	31	13	41.9%	1	10	9		
Client 3 Testing	2	3	1	33.3%	1		1		
Sanity- Peopleclick QA Client	15	24	10	41.7%		8	7		
Timesheet Redesign	3	4	2	50.0%		2	1		

Document: VSR03 - Requisition Overview with Region
 Refreshed By: 92245Stephanie Soberon

Page: 1 of 1

Requisition Overview By Manager

Refreshed: Thursday, October 6, 2022 3:16:53 PM

Req Created Between: 1/1/2022 12:00:00 AM - 10/6/2022 12:00:00 AM

Manager(s): All Managers

Region(s): All Regions

Root Req Class(es): All Root Req Classes

Manager	Overall Counts				Requisition Counts by Current Status				
	Total Reqs	Total Openings	Openings Filled	% of Openings Filled	Pending Approval	Open / Interviews	Filled	Closed / Cancelled	Not Approved
(all managers)	20	31	13	41.9%	1	16	9		
bhandari, smrita	4	11	2	18.2%		3	1		
Chinta, Sreekanth	14	18	10	55.6%	1	6	7		
Ramchandani, Taylor	1	1	0	0.0%		1			
VMS1, Admin	1	1	1	100.0%			1		

Document: VSR03 - Requisition Overview with Region
Refreshed By: 92245Stephanie.Soboron

Page: 1 of 1

Requisition Overview by Req Class

Refreshed: Thursday, October 6, 2022 3:16:53 PM

Req Created Between: 1/1/2022 12:00:00 AM - 10/6/2022 12:00:00 AM

Manager(s): All Managers

Region(s): All Regions

Root Req Class(es): All Root Req Classes

Root Requisition Class	Overall Counts				Requisition Counts by Current Status				
	Total Reqs	Total Openings	Openings Filled	% of Openings Filled	Pending Approval	Open / Interviews	Filled	Closed / Cancelled	Not Approved
(all root requisition classes)	20	31	13	41.9%	1	16	9		
9226 no access	1	1	1	100.0%			1		
Executive Staff	2	2	1	50.0%		1	1		
Long form class	1	1	1	100.0%			1		
Medium Form	2	2	1	50.0%		1	1		
New Req Class 1	7	13	4	30.8%		5	2		
QA Template	2	4	1	25.0%		1	1		
Quality Assurance	1	1	1	100.0%			1		
Salaried Contractor Class	1	2	0	0.0%	1				
Sr. Director Engineering	1	2	1	50.0%		1			
Test Level 1 Req Class	1	1	1	100.0%			1		
Test Level 4.1 Req Class	1	2	1	50.0%		1			

Document: VSR03 - Requisition Overview with Region
Refreshed By: 92245Stephanie.Soboron

Page: 1 of 1

VSR10 - Requisition Summary

Description:

This report provides a summary of key req information for all reqs created within a specified date range. Includes graphs for Reqs by Status and Reqs by Days to Status.

Prompts:

Required: Req Created Date Range

Optional: Status(es), Location(s), Manager(s)

When to run:

This report should be used to get an overview of the requisitions you have in the system. It will give you a complete overview of all requisitions as well as a summary table listing location, manager, reqs by status and reqs by days to status.

Report Samples:

Requisition Summary													
Refreshed: Thursday, October 6, 2022 3:30:52 PM													
Req Created Between:		1/1/2022 12:00:00 AM - 10/6/2022 12:00:00 AM											
Status(es):		All Statuses (excluding draft)											
Location(s):		All Locations											
Manager(s):		All Managers											
Total # Requisitions:		20		Requisitions by Status					Requisitions by Days To Status				
Total # Openings/Filled (%):		31 / 13 (41.9%)		Pending Approval 1 5%					< 7 Days 19 95%				
Avg Days TO Current Status:		7.5		Open / Interviewing 10 50%					7 - 14 Days 0 0%				
Avg Days IN Current Status:		83.75		Filled / Closed 9 45%					15 - 30 days 0 0%				
					Other 0 0%					> 30 days 1 5%			
Sort Order: Manager, Location, Status, Start Date													
ID	Req Title	Manager	Work Location	Start Date	End Date	# Open	# Filled	Req Created	Days to Status	Current Status	Days in Status		
689042	Test Release	bhandari, amrita	Qa test	28 May 22	28 Jul 22	1	1	28 Jul 22	0	Filled			
689352	Test123	bhandari, amrita	Qa test	01 Jun 22	01 Aug 22	3	0	02 Aug 22	0	Open	65		
690811	Test New	bhandari, amrita	Qa test	18 Jun 22	18 Aug 22	2	1	18 Aug 22	0	Open	49		
690845	Test Comp	bhandari, amrita	Qa test	18 Jun 22	18 Aug 22	5	0	18 Aug 22	0	Open	49		
674974	Req 4 Xchk replace	Chinta, Sreekanth	Houston	10 Jan 22	04 Feb 22	1	0	26 Jan 22	0	Open	253		
694783	Req NL Welsh	Chinta, Sreekanth	Houston	26 Sep 22	28 Oct 22	2	1	02 Oct 22	0	Open	4		
691313	Test Req	Chinta, Sreekanth	qa locale	08 Aug 22	09 Sep 22	1	0	25 Aug 22	0	Open	42		
677030	PrePatch Req	Chinta, Sreekanth	Raleigh	31 Jan 22	11 Mar 22	1	1	25 Feb 22	0	Filled			
676040	Req 0210	Chinta, Sreekanth	Raleigh	07 Feb 22	06 May 22	1	1	10 Feb 22	0	Filled			
684497	Req 0526	Chinta, Sreekanth	Raleigh	09 May 22	10 Jun 22	1	1	26 May 22	0	Filled			
676898	Req 0224	Chinta, Sreekanth	San Diego	07 Feb 22	09 Sep 22	1	1	24 Feb 22	0	Filled			
692807	Req VT0908	Chinta, Sreekanth	San Diego	05 Sep 22	07 Oct 22	1	1	08 Sep 22	0	Filled			
677101	test	Chinta, Sreekanth	San Diego	14 Feb 22	11 Mar 22	1	0	28 Feb 22	150	Open	70		
687342	REQ 0705	Chinta, Sreekanth	San Diego	27 Jun 22	05 Aug 22	2	1	05 Jul 22	0	Open	93		
692216	Req 0831	Chinta, Sreekanth	Test spring	22 Aug 22	07 Oct 22	1	1	31 Aug 22	0	Filled			
682574	Req 0505	Chinta, Sreekanth	Test spring	02 May 22	10 Jun 22	2	1	04 May 22	0	Open	155		
691306	Test Req 08/25	Chinta, Sreekanth		08 Aug 22	09 Sep 22	1	1	25 Aug 22	0	Filled			
690432	TestReq	Chinta, Sreekanth		08 Aug 22	02 Sep 22	2	0	15 Aug 22	0	Pending	52		
685349	Medium Form	Ramchandani, Taylor	Raleigh	16 Jun 22	19 Apr 23	1	0	07 Jun 22	0	Open	121		
675145	Req 0127	VMS1, Admin	Houston	10 Jan 22	05 Feb 22	1	1	27 Jan 22	0	Filled			

VSR11 - Requisition Summary (with Budget)

Description:

This report provides a summary of key req information for all reqs created within a specified date range, including estimated budget information, if available. Includes graphs for Reqs by Status and Reqs by Estimated Budget.

Prompts:

Required: Req Created Date Range

Optional: Status(es), Location(s), Manager(s)

When to run:

This report should be used to get an overview of the requisitions you have in the system. It will give you a complete overview of all requisitions including estimated budget as well as a summary table listing location, manager, reqs by status and reqs by days to status.

Report Samples:

Requisition Summary (with Budget)

Refreshed: Friday, October 7, 2022 9:52:16 AM

Req Created Between: 1/1/2022 12:00:00 AM - 10/7/2022 12:00:00 AM
Status(es): All Statuses (excluding draft)
Location(s): All Locations
Manager(s): All Managers

Total # Requisitions: 21
Total # Openings/Filled (%): 32 / 14 (43.8%)
Total Budget: \$763,141.04
Avg Days to Current Status: 7.14

Requisitions by Status			Requisitions by Estimated Budget		
Pending Approval	1	5%	< \$25,000	10	48%
Open / Interviewing	10	48%	\$25,001 - \$75,000	6	29%
Filled / Closed	10	48%	\$75,001 - \$150,000	1	5%
Other	0	0%	> \$150,000	1	5%

Sort Order: Manager, Location, Status, Start Date

ID	Req Title	Manager	Work Location	Start Date	End Date	Estimated Budget	# Open	# Filled	Req Created	Days to Status	Current Status
689042	Test Release	bhandari, amrita	Qa test	28 May 22	28 Jul 22	£13,286	1	1	28 Jul 22	0	Filled
695150	TestRelease06	bhandari, amrita	Qa test	06 Aug 22	10 Oct 22	£18,857	1	1	06 Oct 22	0	Filled
689352	Test123	bhandari, amrita	Qa test	01 Jun 22	01 Aug 22	£39,857	3	0	02 Aug 22	0	Open
690811	Test New	bhandari, amrita	Qa test	18 Jun 22	18 Aug 22	£26,571	2	1	18 Aug 22	0	Open
690845	Test Comp	bhandari, amrita	Qa test	18 Jun 22	18 Aug 22	£66,428	5	0	18 Aug 22	0	Open
674974	Req 4 Xchk repleace	Chinta, Sreekanth	Houston	10 Jan 22	04 Feb 22	£13,000	1	0	26 Jan 22	0	Open
694783	Req NL Welsh	Chinta, Sreekanth	Houston	26 Sep 22	28 Oct 22	£37,714	2	1	02 Oct 22	0	Open
691313	Test Req	Chinta, Sreekanth	qa locale	08 Aug 22	09 Sep 22		1	0	25 Aug 22	0	Open
677030	PrePatch Req	Chinta, Sreekanth	Raleigh	31 Jan 22	11 Mar 22	£22,857	1	1	25 Feb 22	0	Filled
676040	Req 0210	Chinta, Sreekanth	Raleigh	07 Feb 22	06 May 22	£38,213	1	1	10 Feb 22	0	Filled
684497	Req 0526	Chinta, Sreekanth	Raleigh	09 May 22	10 Jun 22	£14,143	1	1	26 May 22	0	Filled
676898	Req 0224	Chinta, Sreekanth	San Diego	07 Feb 22	09 Sep 22	£138,214	1	1	24 Feb 22	0	Filled
692807	Req VT0908	Chinta, Sreekanth	San Diego	05 Sep 22	07 Oct 22	£18,857	1	1	08 Sep 22	0	Filled
677101	test	Chinta, Sreekanth	San Diego	14 Feb 22	11 Mar 22	£14,857	1	0	28 Feb 22	150	Open
687342	REQ 0705	Chinta, Sreekanth	San Diego	27 Jun 22	05 Aug 22	£28,572	2	1	05 Jul 22	0	Open
692216	Req 0831	Chinta, Sreekanth	Test spring	22 Aug 22	07 Oct 22		1	1	31 Aug 22	0	Filled
682574	Req 0505	Chinta, Sreekanth	Test spring	02 May 22	10 Jun 22		2	1	04 May 22	0	Open
691306	Test Req 08/25	Chinta, Sreekanth		08 Aug 22	09 Sep 22	\$15,086	1	1	25 Aug 22	0	Filled
690432	TestReq	Chinta, Sreekanth		08 Aug 22	02 Sep 22	\$23,772	2	0	15 Aug 22	0	Pending
685349	Medium Form	Ramchandani, Taylor	Raleigh	16 Jun 22	19 Apr 23	£220,000	1	0	07 Jun 22	0	Open
675145	Req 0127	VMS1, Admin	Houston	10 Jan 22	05 Feb 22	£12,857	1	1	27 Jan 22	0	Filled

Document: VSR11 - Requisition Summary (with Budget)
Refreshed By: 9224\$Stephanie Soberon

Page: 1 of 1

VSR12 - Active Requisition Summary

Description:

This report provides a summary of key req information for active reqs (defined as in Pending Approval, Open or Interviews Occurring statuses). Includes graphs for Reqqs by Active Status and Reqqs by Days to Start.

Prompts:

Optional: Location(s), Manager(s)

When to run:

This report should be used to get an overview of the active requisitions you have in the system. It will give you a complete overview of active requisitions including a summary table listing location, manager, reqs by status and reqs by days to status.

Report Samples:

Active Requisition Summary													
Refreshed: Friday, October 7, 2022 10:06:30 AM													
Location(s): All Locations													
Manager(s): All Managers													
Total # Requisitions:		662		Requisitions by Status				Requisitions by Days To Start					
Total # Openings/Filled (%):		2,857 / 600 (21.0%)		Pending Approval		37 6%		< 0 days		484 100%			
Open Reqqs w/ No Submittals:		218		Open		490 74%		0 - 7 days		0 0%			
Avg Days in Current Status:		4,916.61		Interviews Occurring		135 20%		8 - 14 days		0 0%			
Reqqs with No Start Date:		178						15 - 21 days		0 0%			
								> 21 days		0 0%			
Requisition Status: Pending Approval													
ID	Req Title	Manager	Work Location	Start Date	Days to Start	End Date	# Open	# Filled	Req Created	Days in Status	# Cand		
29771	QA2 Testing	Admin, QA2					8	0	12 Aug 03	6,996	0		
29774	Lisa Test	User, QA2Create					1	0	12 Aug 03	6,996	0		
29783	PC Region 222	System, VMS					4	0	12 Aug 03	6,996	0		
29862	QA4 Phone Operator	User, QA4Create					6	0	14 Aug 03	6,804	0		
37496	2004-01-06 SIT Test	User, QA2Create					3	0	06 Jan 04	6,849	0		
39497	Lisa QA2 test - 02/16 (copy of original)	User, QA2Create					10	0	16 Feb 04	6,808	0		
57534	test prod 12/18/04	APIA, QA2					1	0	18 Dec 04	6,502	0		
81663	email	System, VMS		05 Nov 05	(6180)	05 Nov 06	2	0	05 Nov 05	6,180	0		
81664	email2	System, VMS		05 Nov 05	(6180)	05 Nov 06	1	0	05 Nov 05	6,180	0		
81667	test1	create, client 3.					1	0	05 Nov 05	6,180	0		
81668	test t	create, client 3.		05 Nov 05	(6180)	05 Nov 06	1	0	05 Nov 05	6,180	0		
81669	ttt	create, client 3.		05 Nov 05	(6180)	05 Nov 06	1	0	05 Nov 05	6,180	0		
81670	tr	create, client 3.		05 Nov 05	(6180)	05 Nov 06	1	0	05 Nov 05	6,180	0		
128898	Budget Calc MF Test	pc_Dudley, Kristy	ok	01 Jun 07	(5607)	30 Jun 07	1	0	25 May 07	5,614	0		
128899	Budget Calc MF Test II	pc_Dudley, Kristy	ok	01 Jun 07	(5607)	30 Jun 07	1	0	25 May 07	5,614	0		
128900	Budget Calc LF Test	pc_Dudley, Kristy	ok	01 Jun 07	(5607)	30 Jun 07	1	0	25 May 07	5,614	0		
128903	Budget Calc LF Test II	pc_Dudley, Kristy	ok	01 Jun 07	(5607)	30 Jun 07	1	0	25 May 07	5,614	0		
151616	Testing Med Form	pc_Crespo, Carlos	ok	01 Jan 08	(5393)	30 May 08	1	0	26 Jan 08	5,368	0		
151618	CCRReq	pc_Ruiz, Alejandro	ok	01 Jan 08	(5393)	30 Jan 08	1	0	26 Jan 08	5,368	0		
167256	VMS TstReq	pc_Ruiz, Alejandro	ok	01 Jan 08	(5393)	01 Apr 08	2	0	08 Mar 08	5,326	0		
175086	Carlos Test	pc_Crespo, Carlos	Qa test	01 Jun 08	(5241)	30 Sep 08	1	0	24 May 08	5,249	0		
245371	testing after big ip 0114	pc_Copes, Laric_Prod1		01 Dec 10	(4328)	01 Sep 11	1	0	14 Jan 11	4,284	0		
Document: VSR12 - Active Requisition Summary													
Refreshed By: 92245Stephanie Soberon													
												Page: 1 of 24	

Active Requisition Summary

Refreshed: Friday, October 7, 2022 10:06:30 AM

Requisition Status: **Open**

ID	Req Title	Manager	Work Location	Start Date	Days to Start	End Date	# Open	# Filled	Req Created	Days in Status	# Cand
31871	QA Manager1	User, Create					4	0	15 Sep 03	6,962	0
31872	Tester 123	User, Create					1	0	15 Sep 03	6,962	0
31888	Chu Test	User, Create					1	0	15 Sep 03	6,962	0
31889	Tester 123	User, Create					1	0	15 Sep 03	6,962	0
31893	QAManager1	User, Create		01 Jan 04	(6854)	14 Jan 04	4	0	15 Sep 03	6,962	0
31894	QA Test	User, Create		01 Jan 04	(6854)		4	0	15 Sep 03	6,962	0
31895	QA Test	User, Create		01 Jan 04	(6854)		4	0	15 Sep 03	6,962	0
31902	Sanity Test	User, Create					7	0	16 Sep 03	6,961	0
31904	Sanity TestTue Sep 16 09:27:22 2003	User, Create					7	0	16 Sep 03	6,961	0
31905	Sanity TestTue Sep 16 09:47:27 2003	User, Create					7	0	16 Sep 03	6,961	0
31906	Sanity TestTue Sep 16 09:50:00 2003	User, Create					7	0	16 Sep 03	6,961	0
31908	Sanity TestTue Sep 16 09:56:55 2003	User, Create					7	0	16 Sep 03	6,961	1
31909	Sanity TestTue Sep 16 10:07:33 2003	User, Create					7	0	16 Sep 03	6,961	2
31912	Sanity TestTue Sep 16 10:28:14 2003	User, Create					7	0	16 Sep 03	6,961	0
31921	Sanity TestTue Sep 16 12:49:51 2003	User, Create					7	0	16 Sep 03	6,961	0
31924	Sanity TestTue Sep 16 13:26:06 2003	User, Create					7	0	16 Sep 03	6,961	0
32099	TesterFri Sep 19 15:43:11 2003	User, Create		01 Jan 04	(6854)		4	0	19 Sep 03	6,958	0
32101	TesterFri Sep 19 15:49:38 2003	User, Create		01 Jan 04	(6854)		4	0	19 Sep 03	6,958	0
32102	Test Manager	User, Create		01 Jan 04	(6854)		4	0	19 Sep 03	6,958	0
32159	Test Manager	User, Create		01 Jan 04	(6854)		4	0	22 Sep 03	6,955	0
32162	Test Manager Mon Sep 22 15:00:56 2003	User, Create		01 Jan 04	(6854)		4	0	22 Sep 03	6,955	0
32163	Test Manager Mon Sep 22 15:00:56 2003	User, Create		01 Jan 04	(6854)		4	0	22 Sep 03	6,955	0
32164	Test Manager Mon Sep 22 15:13:30 2003	User, Create		01 Jan 04	(6854)		4	0	22 Sep 03	6,955	0
32167	Test Manager Mon Sep 22 15:17:14 2003	User, Create		01 Jan 04	(6854)		4	0	22 Sep 03	6,955	0

Document: VSR12 - Active Requisition Summary
Refreshed By: 9224\$Stephanie.Soberon

Page: 3 of 24

Active Requisition Summary

Refreshed: Friday, October 7, 2022 10:06:30 AM

Requisition Status: **Interviews Occurring**

ID	Req Title	Manager	Work Location	Start Date	Days to Start	End Date	# Open	# Filled	Req Created	Days in Status	# Cand
36386	Test Manager Wed Nov 26 11:41:44 2003	User, Create		01 Jan 04	(6854)		4	3	26 Nov 03	6,890	4
36402	Test Manager Wed Nov 26 13:40:07 2003	User, Create		01 Jan 04	(6854)		4	0	26 Nov 03	6,890	4
36406	Test Manager Wed Nov 26 13:54:59 2003	User, Create		01 Jan 04	(6854)		4	3	26 Nov 03	6,890	4
36418	Test Manager Wed Nov 26 14:24:39 2003	User, Create		01 Jan 04	(6854)		4	3	26 Nov 03	6,890	4
36436	Test Manager Wed Nov 26 14:54:25 2003	User, Create		01 Jan 04	(6854)		4	3	26 Nov 03	6,890	4
36615	Test Manager Wed Dec 03 13:32:03 2003	User, Create		01 Jan 04	(6854)		4	3	03 Dec 03	6,883	4
36623	Test Manager Wed Dec 03 14:44:09 2003	User, Create		01 Jan 04	(6854)		4	3	03 Dec 03	6,883	4
36625	Test Manager Wed Dec 03 15:05:54 2003	User, Create		01 Jan 04	(6854)		4	3	03 Dec 03	6,883	4
36675	Test Manager Thu Dec 04 11:21:22 2003	User, Create		01 Jan 04	(6854)		4	3	04 Dec 03	6,882	4
36685	Test Manager Thu Dec 04 13:24:12 2003	User, Create		01 Jan 04	(6854)		4	3	04 Dec 03	6,882	4
36715	Test Manager Fri Dec 05 09:02:29 2003	User, Create		01 Dec 03	(6885)		5	4	05 Dec 03	6,881	5
36789	Test Manager Mon Dec 08 13:57:46 2003	User, Create		01 Dec 03	(6885)		5	3	08 Dec 03	6,878	4
36805	Test Manager Mon Dec 08 16:21:51 2003	User, Create		01 Dec 03	(6885)		5	3	08 Dec 03	6,878	4
36821	Test Manager Tue Dec 09 09:37:30 2003	User, Create		01 Dec 03	(6885)		5	4	09 Dec 03	6,877	4
36924	Test Manager Thu Dec 11 09:52:15 2003	User, Create		01 Dec 03	(6885)		5	3	11 Dec 03	6,875	4
36947	Test Manager Thu Dec 11 16:44:16 2003	User, Create		01 Dec 03	(6885)		5	3	11 Dec 03	6,875	4
36950	Test Manager Thu Dec 11 17:27:39 2003	User, Create		01 Dec 03	(6885)		5	3	11 Dec 03	6,875	4
36998	Test Manager Fri Dec 12 13:48:08 2003	User, Create		01 Dec 03	(6885)		5	4	12 Dec 03	6,874	6
37069	Test Manager Tue Dec 16 11:31:54 2003	User, Create		01 Dec 03	(6885)		5	4	16 Dec 03	6,870	5
37078	Test Manager Tue Dec 16 14:39:04 2003	User, Create		01 Dec 03	(6885)		5	3	16 Dec 03	6,870	4

Document: VSR12 - Active Requisition Summary
Refreshed By: 9224\$Stephanie.Soberon

Page: 20 of 24

VSR13 - Requisition Summary - Created Last Week

Description:

This report provides a summary of key req information for reqs created during the previous calendar week. Includes graphs for Reqs by Days to Start and Reqs by Length.

Prompts:

Optional: Location(s), Manager(s)

When to run:

This report should be used to get an overview of the requisitions you have in the system that were created during the previous calendar week. It will give you a complete overview of requisitions including a summary table listing location, manager, reqs by days to start and reqs by length in weeks.

Report Samples:

Requisition Summary - Created Last Week

Refreshed: Friday, October 14, 2022 9:42:40 AM

Location(s): All Locations

Manager(s): All Managers

Total # Requisitions: 1
 # Missing Start/End Dates: 0
 Total # Openings: 1
 Average Length (weeks): 52

Requisitions by Days To Start

Days To Start	#	%
< 0 days	0	0%
0 - 7 days	0	0%
8 - 14 days	0	0%
> 14 days	1	100%

Requisitions by Length (weeks)

Length (weeks)	#	%
< 4 weeks	0	0%
4 - 8 weeks	0	0%
8 - 25 weeks	0	0%
> 25 weeks	1	100%

sort order: Manager, Days to Start

Req ID	Req Title	Manager	Work Location	Req Created	# Open	Start Date	Days to Start	Req Status	End Date	Length (weeks)
114713	HR Generalist	Soberon, Stephanie	Raleigh	07 Oct 22	1	01 Nov 22	18	Open	31 Oct 23	52

Document: VSR13 - Requisition Summary - Created Last Week
 Refreshed By: i4870DEMOSpc-Stephanie.Soberon

Page: 1 of 1

VSR20 - Requisition Details

Description:

This report provides detailed information on requisitions including key attributes, approval and status history, as well as a candidate submittal summary by vendor.

Prompts:

Optional: Status(es), Location(s), Manager(s)

When to run:

This report should be used to get detailed information of the requisitions you have in the system. It will give you a complete overview of requisitions including a summary table listing approval and status history, as well as a candidate submittal summary by vendor.

Report Samples:

Requisition Detail

Refreshed: Friday, October 14, 2022 9:35:39 AM

Req ID / Title 28782 - Tester
Short Description This is the testers's position description.

Days from First to Last Action:

Action Date/Time	Level	Approver	Action

Requisition Details

Current Status Filled

Req Created Date (by) 12 Jul 03 (Create User)

Manager User, Create

Work Location

Cost Center

Region Sanity- Peopleclick QA Client

Requisition Class Tester

Openings / Filled (%) 4 / 5 (125%)

Start Date 07 Jul 03 **Duration (days):** 12

End Date 18 Jul 03

Approval History

Days to Current Status: 12

Status	Begin Date	Changed by	Days in Status
Open	12 Jul 03 12:52 PM	User, Create	0.02
Interviews occurring	12 Jul 03 01:16 PM	User, Create	11.98
Filled	24 Jul 03 12:45 PM	Admin, Client	7,021.87

Vendor Candidate Submittal Summary Total Candidate Submittals: 3

Vendor Name	Vendor Tier	Req Received	First Cand Submittal	# Cands Submitted
Sanity- Peopleclick QA Client		12 Jul 03 12:52 PM	12 Jul 03 01:10 PM	3

Document: VSR20 - Requisition Detail
 Refreshed By: 9224\$Stephanie.Soberon Page: 2 of 887

VSR21 - Requisition Details - Req ID(s)

Description:

This report provides detailed information on selected requisitions including key attributes, approval and status history, as well as a candidate submittal summary by vendor.

Prompts:

Required: Req ID(s)

When to run:

This report should be used to get detailed information of a specific requisition(s) you have in the system. It will give you a complete overview of requisitions including a summary table listing approval and status history, as well as a candidate submittal summary by vendor.

Report Samples:

Requisition Detail - Req ID(s)

Refreshed: Friday, October 14, 2022 1:42:45 PM

Req ID(s): 687342

Req ID / Title	687342 - REQ 0705			
Short Description	tezt			

Requisition Details

Current Status	Open
Req Created Date (by)	05 Jul 22 (Sreekanth Chinta)
Manager	Chinta, Sreekanth
Work Location	San Diego
Cost Center	NandMoor CC
Region	Sanity- Peopleclick QA Client
Requisition Class	New Req Class 1
# Openings / Filled (%)	2 / 1 (50%)

Start Date	27 Jun 22	Duration (days):	40
End Date	05 Aug 22		

Approval History

Days from First to Last Action: 0

Action Date/Time	Level	Approver	Action
05 Jul 22 04:38 PM	Director	Sreekanth Chinta	Submitted - Client Approval
05 Jul 22 04:39 PM	Director	Sreekanth Chinta	Approved

Status History

Days to Current Status: 0

Status Begin Date	Status	Changed by	Days In Status
05 Jul 22 04:38 PM	Draft	Chinta, Sreekanth	0
05 Jul 22 04:38 PM	Pending approval	Chinta, Sreekanth	0
05 Jul 22 04:39 PM	Open	Chinta, Sreekanth	100.88

Vendor Candidate Submittal Summary

Total Candidate Submittals: 2

Vendor Name	Vendor Tier	Req Received	First Cand Submittal	# Cands Submitted
Peopleclick QA Vendor	Tier 1	05 Jul 22 04:38 PM	05 Jul 22 04:38 PM	1
Sanity- Peopleclick QA Client		05 Jul 22 04:38 PM	05 Jul 22 04:38 PM	1

Document: VSR21 - Requisition Detail - Req ID(s) Page: 1 of 1

Refreshed By: 9224\$Stephanie.Soberon

VSR30 - Active Requisition List

Description:

This report provides a list of active requisitions and associated attributes, including custom fields if applicable. There is the ability to select which statuses are considered “active”.

Prompts:

Optional: Status(es)

When to run:

This report should be used to get a list of all active requisitions you have in the system. It will give you a complete overview of requisitions including associated attributes, and custom fields if applicable.

Report Samples:

Active Requisitions List									
Refreshed: Friday, October 14, 2022 1:52:27 PM									
Active Status(es): Open; Interviews occurring									
Req ID	Job Title	# Openings	# Filled	Current Status	Created By	Created Date	Start Date	Days to Start	Estimated End Date
28760	Tester	4	3	Open	VMS System	11 Jul 03	07 Jul 03	-7,039	18 Jul 03
28783	Tester - PCSUPPORT	4	2	Open	VMS System	12 Jul 03			
28936	Tester	4	2	Interviews occurring	Create User	17 Jul 03	14 Jul 03	-7,032	28 Jul 03
29773	QA2Create	8	0	Open	QA2Create User	12 Aug 03			
29782	QA22X	4	0	Open	QA2Create User	12 Aug 03			
29790	Network Tester	6	0	Open	QA2Create User	13 Aug 03			
29864	Second Shift Operator	6	3	Open	QA4Create User	14 Aug 03	23 Feb 04	-6,808	
29999	QA5 Testser	8	1	Open	QA5 Admin	15 Aug 03			
31469	Budget - Reach Approval Level - <\$50K	5	1	Open	QA8Create User	08 Sep 03	01 Sep 03	-6,983	30 Sep 03
31523	Budget - Reach Approval Level - >\$50K, <	3	1	Open	QA8Create User	08 Sep 03	01 Sep 03	-6,983	30 Sep 03
31570	Budget - Reach Approval Level - >\$125K	1	0	Open	QA8Director Approver	09 Sep 03	01 Sep 03	-6,983	30 Sep 04
31792	SepArriba Tester	3	0	Open	Create User	12 Sep 03			
31871	QA Manager1	4	0	Open	Create User	15 Sep 03			
31872	Tester 123	1	0	Open	Create User	15 Sep 03			
31888	Chu Test	1	0	Open	Create User	15 Sep 03			
31889	Tester 123	1	0	Open	Create User	15 Sep 03			
31893	QAManager1	4	0	Open	Create User	15 Sep 03	01 Jan 04	-6,861	14 Jan 04
31894	QA Test	4	0	Open	Create User	15 Sep 03	01 Jan 04	-6,861	
31895	QA Test	4	0	Open	Create User	15 Sep 03	01 Jan 04	-6,861	
31902	Sanity Test	7	0	Open	Create User	16 Sep 03			
31904	Sanity TestTue Sep 16 09:27:22 2003	7	0	Open	Create User	16 Sep 03			
31905	Sanity TestTue Sep 16 09:47:27 2003	7	0	Open	Create User	16 Sep 03			
31906	Sanity TestTue Sep 16 09:50:00 2003	7	0	Open	Create User	16 Sep 03			
31908	Sanity TestTue Sep 16 09:56:55 2003	7	0	Open	Create User	16 Sep 03			
31909	Sanity TestTue Sep 16 10:07:33 2003	7	0	Open	Create User	16 Sep 03			
31912	Sanity TestTue Sep 16 10:28:14 2003	7	0	Open	Create User	16 Sep 03			
31921	Sanity TestTue Sep 16 12:49:51 2003	7	0	Open	Create User	16 Sep 03			
31924	Sanity TestTue Sep 16 13:26:06 2003	7	0	Open	Create User	16 Sep 03			

Document: VSR30 - Active Requisitions List
 Refreshed By: 9224\$Stephanie.Soberon

Page: 1 of 112

Active Requisitions List

Refreshed: Friday, October 14, 2022 1:52:27 PM

Req ID (continued)	Req Opened Date	Days Open	Location	Not to Exceed Rate	Reports To	Submittal Count	Cost Center Level 1
28760	11 Jul 03	7,035		£0.00	System, VMS	4	
28783	12 Jul 03	7,034		£0.00	System, VMS	2	
28936	17 Jul 03	7,029		£0.00	User, Create	6	
29773	12 Aug 03	7,003		\$0.00	User, QA2Create	0	
29782	12 Aug 03	7,003		\$0.00	User, QA2Create	0	
29790	13 Aug 03	7,002		\$13.00	User, QA2Create	2	
29864	14 Aug 03	7,001		\$25.00	User, QA4Create	9	
29999	15 Aug 03	7,000		\$0.00	Admin, QA5	2	
31469	08 Sep 03	6,976		\$0.00	User, QA8Create	1	
31523	08 Sep 03	6,976		\$0.00	User, QA8Create	1	
31570	09 Sep 03	6,975		\$0.00	Approver, QA8Director	0	
31792	12 Sep 03	6,972		£0.00	User, Create	0	
31871	15 Sep 03	6,969		£0.00	User, Create	0	
31872	15 Sep 03	6,969		£0.00	User, Create	0	
31888	15 Sep 03	6,969		£0.00	User, Create	0	
31889	15 Sep 03	6,969		£0.00	User, Create	0	
31893	15 Sep 03	6,969		£0.00	User, Create	0	
31894	15 Sep 03	6,969		£0.00	User, Create	0	
31895	15 Sep 03	6,969		£0.00	User, Create	0	
31902	16 Sep 03	6,968		£0.00	User, Create	0	
31904	16 Sep 03	6,968		£0.00	User, Create	0	
31905	16 Sep 03	6,968		£0.00	User, Create	0	
31906	16 Sep 03	6,968		£0.00	User, Create	0	
31908	16 Sep 03	6,968		£0.00	User, Create	1	
31909	16 Sep 03	6,968		£0.00	User, Create	2	
31912	16 Sep 03	6,968		£0.00	User, Create	0	
31921	16 Sep 03	6,968		£0.00	User, Create	0	
31924	16 Sep 03	6,968		£0.00	User, Create	0	

Document: VSR30 - Active Requisitions List
Refreshed By: 9224\$Stephanie Soberon

Page: 2 of 112

Active Requisitions List

Refreshed: Friday, October 14, 2022 1:52:27 PM

Req ID (continued)	Cost Center Level 2	Cost Center Level 3	Cost Center Level 4	GL Name	Req Proj Fully Qualified Path	Test field	Test CF	Custom Field list test	Custom Field Date Test
28760									
28783						test			
28936									
29773									
29782									
29790									
29864									
29999									
31469									
31523									
31570									
31792									
31871									
31872									
31888									
31889									
31893									
31894									
31895									
31902									
31904									
31905									
31906									
31908									
31909									
31912									
31921									
31924									

Document: VSR30 - Active Requisitions List
Refreshed By: 9224\$Stephanie Soberon

Page: 3 of 112

Active Requisitions List

Refreshed: Friday, October 14, 2022 1:52:27 PM

Req ID (continued)	May 15	new CF	Client Region
28760			Sanity- Peopleclick QA Client
28783			Sanity- Peopleclick QA Client
28936			Sanity- Peopleclick QA Client
29773			QA2
29782			QA2
29790			QA2
29864			QA4
29999			QA5
31469			QA8
31523			QA8
31570			QA8
31792			Sanity- Peopleclick QA Client
31871			Sanity- Peopleclick QA Client
31872			Sanity- Peopleclick QA Client
31888			Sanity- Peopleclick QA Client
31889			Sanity- Peopleclick QA Client
31889			Sanity- Peopleclick QA Client
31893			Sanity- Peopleclick QA Client
31894			Sanity- Peopleclick QA Client
31895			Sanity- Peopleclick QA Client
31902			Sanity- Peopleclick QA Client
31904			Sanity- Peopleclick QA Client
31905			Sanity- Peopleclick QA Client
31906			Sanity- Peopleclick QA Client
31908			Sanity- Peopleclick QA Client
31909			Sanity- Peopleclick QA Client
31912			Sanity- Peopleclick QA Client
31921			Sanity- Peopleclick QA Client
31924			Sanity- Peopleclick QA Client

Document: VSR30 - Active Requisitions List
Refreshed By: 9224\$Stephanie.Soberon

Page: 4 of 112

VSR31 - Requisition List - by Req Created Date

Description:

This report provides a list of requisitions and associated attributes based on a selected req created date range.

Prompts:

Required: Req Created Date Range

Optional: Status(es), Manager(s)

When to run:

This report should be used to get a list of all requisitions you have in the system for a specific req created date range. It will give you a complete overview of requisitions including associated attributes, and custom fields if applicable.

Report Samples:

Requisitions List - by Req Created Date								
Refreshed: Monday, October 17, 2022 3:22:01 PM								
Req Created: 2/1/2022 12:00:00 AM - 10/17/2022 12:00:00 AM								
Status(es): All Statuses								
Manager(s): All Managers								
Req ID	Job Title	# Openings	# Filled	Current Status	Created By	Created Date	Start Date	Estimated End Date
675573	TestMarkup and Mergin	1	0	Draft	Sreekanth Chinta	03 Feb 22	31 Jan 22	08 Apr 22
676040	Req 0210	1	1	Filled	Sreekanth Chinta	10 Feb 22	07 Feb 22	06 May 22
676898	Req 0224	1	1	Filled	Sreekanth Chinta	24 Feb 22	07 Feb 22	09 Sep 22
676900	Medium Form	2	0	Open	Sreekanth Chinta	24 Feb 22	31 Jan 22	11 Mar 22
676903	Medium Form	2	0	Open	Sreekanth pc_Chinta	24 Feb 22	31 Jan 22	11 Mar 22
676904	Medium Form	2	1	Open	Sreekanth Chinta	24 Feb 22	31 Jan 22	11 Mar 22
677030	PrePatch Req	1	1	Filled	Sreekanth Chinta	25 Feb 22	31 Jan 22	11 Mar 22
677031	9226 no access	1	0	Open	Sreekanth Chinta	25 Feb 22	31 Jan 22	11 Mar 22
677032	9226 no access	1	0	Open	Sreekanth pc_Chinta	25 Feb 22	31 Jan 22	11 Mar 22
677033	9226 no access	1	0	Open	Sreekanth Chinta	25 Feb 22	31 Jan 22	11 Mar 22
677101	test	1	0	Open	Sreekanth Chinta	28 Feb 22	14 Feb 22	11 Mar 22
682574	Req 0505	2	1	Open	Sreekanth Chinta	04 May 22	02 May 22	10 Jun 22
684497	Req 0526	1	1	Filled	Sreekanth Chinta	26 May 22	09 May 22	10 Jun 22
684498	New Req Class 1	1	0	Open	Sreekanth Chinta	26 May 22	01 May 22	10 Jun 22
684499	New Req Class 1	1	0	Open	Sreekanth pc_Chinta	26 May 22	01 May 22	10 Jun 22
684503	New Req Class 1	1	0	Open	Sreekanth Chinta	26 May 22	01 May 22	10 Jun 22
685349	Medium Form	1	0	Open	Taylor Ramchandani	07 Jun 22	16 Jun 22	19 Apr 23
687342	REQ 0705	2	1	Open	Sreekanth Chinta	05 Jul 22	27 Jun 22	05 Aug 22
689042	Test Release	1	1	Filled	amrita bhandari	28 Jul 22	28 May 22	28 Jul 22
689352	Test123	3	0	Open	amrita bhandari	02 Aug 22	01 Jun 22	01 Aug 22
689750	RN	1	0	Draft	Taylor Ramchandani	04 Aug 22		
690432	TestReq	2	0	Pending approval	Sreekanth Chinta	15 Aug 22	08 Aug 22	02 Sep 22

Document: VSR31 - Requisitions List - by Req Created Date
 Refreshed By: 9224Stephanie.Soberon Page: 1 of 6

Requisitions List - by Req Created Date

Refreshed: Monday, October 17, 2022 3:22:01 PM

Req ID (continued)	Req Opened Date	Location	Not to Exceed Rate	Reports To	Cost Center Level 1	Cost Center Level 2	Cost Center Level 3	Cost Center Level 4
675573		San Diego		Chinta, Sreekanth	HoTh Icy Payment Center			
676040	10 Feb 22	Raleigh		Chinta, Sreekanth	HoTh Icy Payment Center			
676898	24 Feb 22	San Diego		Chinta, Sreekanth	NandMoor CC			
676900		Raleigh	£40.00	Chinta, Sreekanth				
676903		Raleigh	£40.00	Chinta, Sreekanth				
676904		Raleigh	£40.00	Chinta, Sreekanth				
677030	25 Feb 22	Raleigh		Chinta, Sreekanth	NandMoor CC			
677031		San Diego	£50.00	Chinta, Sreekanth				
677032		San Diego	£50.00	Chinta, Sreekanth				
677033		San Diego	£50.00	Chinta, Sreekanth				
677101	28 Jul 22	San Diego		Chinta, Sreekanth	HoTh Icy Payment Center			
682574	04 May 22	Test spring		Chinta, Sreekanth	C2 BUG 101			
684497	26 May 22	Raleigh		Chinta, Sreekanth	HoTh Icy Payment Center			
684498		Houston	£70.00	Chinta, Sreekanth				
684499		Houston	£70.00	Chinta, Sreekanth				
684503		Houston	£70.00	Chinta, Sreekanth				
685349	07 Jun 22	Raleigh		Ramchandani, Taylor	HoTh Icy Payment Center			
687342	05 Jul 22	San Diego		Chinta, Sreekanth	NandMoor CC			
689042	28 Jul 22	Qa test		bhandari, amrita	Test QA - Cost Center			
689352	02 Aug 22	Qa test		bhandari, amrita	Test QA - Cost Center			
689750		Raleigh	£80.00	Ramchandani, Taylor				
690432				Chinta, Sreekanth	HoTh Icy Payment Center			

Document: VSR31 - Requisitions List - by Req Created Date
Refreshed By: 92245Stephanie.Soberon

Page: 2 of 8

Requisitions List - by Req Created Date

Refreshed: Monday, October 17, 2022 3:22:01 PM

Req ID (continued)	GL Name	Req Proj Fully Qualified Path	Test field	Test CF	Custom Field list test	Custom Field Date Test	May 15	new Cf
675573	QAGL01	CIP - IS GROUP			Item 1			
676040	QAGL01	ANNUAL CAPITAL Project A			Item 1			
676898	QAGL01	ANNUAL CAPITAL Project A			Item 1			
676900								
676903								
676904								
677030	QAGL01	ANNUAL CAPITAL Project A			Item 1			
677031								
677032								
677033								
677101	QAGL01	ANNUAL CAPITAL 11111			Item 1			
682574	xxx C2 GL							
684497	QAGL01	ANNUAL CAPITAL			Item 1			
684498								
684499								
684503								
685349	new	ANNUAL CAPITAL			Item 1			
687342	QAGL01	ANNUAL CAPITAL			Item 1			
689042	QAGL01	engagementproject - 05/21/05			Item 1			
689352	new	ANNUAL CAPITAL 11111			Item 1			
689750					Item 1			
690432	xxx C2 GL							

Document: VSR31 - Requisitions List - by Req Created Date
Refreshed By: 92245Stephanie.Soberon

Page: 3 of 8

Requisitions List - by Req Created Date

Refreshed: Monday, October 17, 2022 3:22:01 PM

Req ID (continued)	Client Region
675573	Sanity- Peopleclick QA Client
676040	Sanity- Peopleclick QA Client
676898	Sanity- Peopleclick QA Client
676900	Sanity- Peopleclick QA Client
676903	Sanity- Peopleclick QA Client
676904	Sanity- Peopleclick QA Client
677030	Sanity- Peopleclick QA Client
677031	Sanity- Peopleclick QA Client
677032	Sanity- Peopleclick QA Client
677033	Sanity- Peopleclick QA Client
677101	Sanity- Peopleclick QA Client
682574	Timesheet Redesign
684497	Sanity- Peopleclick QA Client
684498	Sanity- Peopleclick QA Client
684499	Sanity- Peopleclick QA Client
684503	Sanity- Peopleclick QA Client
685349	Sanity- Peopleclick QA Client
687342	Sanity- Peopleclick QA Client
689042	Sanity- Peopleclick QA Client
689352	Sanity- Peopleclick QA Client
689750	Sanity- Peopleclick QA Client
690432	Client 3 Testing

Document: VSR31 - Requisitions List - by Req Created Date
Refreshed By: 9224\$Stephanie.Soberon

Page: 4 of 8

VSR32 - Requisition List - by Req Opened Date

Description:

This report provides a list of requisitions and associated attributes based on a selected req open date range.

Prompts:

Required: Req Open Date Range

Optional: Manager(s)

When to run:

This report should be used to get a list of all requisitions you have in the system for a specific req open date range. It will give you a complete overview of requisitions including associated attributes, and custom fields if applicable.

Report Samples:

Requisitions List - by Req Opened Date								
Refreshed: Monday, October 17, 2022 4:11:47 PM								
Req Opened: 2/1/2022 12:00:00 AM - 10/17/2022 12:00:00 AM								
Manager(s): All Managers								
Req ID	Job Title	# Openings	# Filled	Current Status	Created By	Created Date	Start Date	Estimated End Date
648315	Medium Form	2	0	Open	Create User VMS1	18 Mar 21	01 Mar 21	02 Apr 21
676040	Req 0210	1	1	Filled	Sreekanth Chinta	10 Feb 22	07 Feb 22	06 May 22
676896	Req 0224	1	1	Filled	Sreekanth Chinta	24 Feb 22	07 Feb 22	09 Sep 22
677030	PrePatch Req	1	1	Filled	Sreekanth Chinta	25 Feb 22	31 Jan 22	11 Mar 22
677101	test	1	0	Open	Sreekanth Chinta	28 Feb 22	14 Feb 22	11 Mar 22
682574	Req 0605	2	1	Open	Sreekanth Chinta	04 May 22	02 May 22	10 Jun 22
684497	Req 0526	1	1	Filled	Sreekanth Chinta	26 May 22	09 May 22	10 Jun 22
685349	Medium Form	1	0	Open	Taylor Ramchandani	07 Jun 22	16 Jun 22	19 Apr 23
687342	REQ 0705	2	1	Open	Sreekanth Chinta	05 Jul 22	27 Jun 22	05 Aug 22
689042	Test Release	1	1	Filled	amrita bhandari	28 Jul 22	28 May 22	28 Jul 22
689352	Test123	3	0	Open	amrita bhandari	02 Aug 22	01 Jun 22	01 Aug 22
690811	Test New	2	1	Open	amrita bhandari	18 Aug 22	18 Jun 22	18 Aug 22
690845	Test Comp	5	0	Open	amrita bhandari	18 Aug 22	18 Jun 22	18 Aug 22
691306	Test Req 08/25	1	1	Filled	Sreekanth Chinta	25 Aug 22	08 Aug 22	09 Sep 22
691313	Test Req	1	0	Open	Sreekanth Chinta	25 Aug 22	08 Aug 22	09 Sep 22
692216	Req 0831	1	1	Filled	Sreekanth Chinta	31 Aug 22	22 Aug 22	07 Oct 22
692807	Req VT0908	1	1	Filled	Sreekanth Chinta	08 Sep 22	05 Sep 22	07 Oct 22
694783	Req NL Welsh	2	1	Open	Sreekanth Chinta	02 Oct 22	26 Sep 22	28 Oct 22
695150	TestRelease06	1	1	Filled	amrita bhandari	06 Oct 22	06 Aug 22	10 Oct 22

Document: VSR32 - Requisitions List - by Req Opened Date
 Refreshed By: 92245Stephanie.Soberon

Page: 1 of 4

Requisitions List - by Req Opened Date

Refreshed: Monday, October 17, 2022 4:11:47 PM

Req ID (continued)	Req Opened Date	Location	Not to Exceed Rate	Reports To	Cost Center Level 1	Cost Center Level 2	Cost Center Level 3	Cost Center Level 4
648315	18 Aug 22	San Diego		VMS1, Create User	NandMoor CC			
676040	10 Feb 22	Raleigh		Chinta, Sreekanth	Hotl Icy Payment Center			
676898	24 Feb 22	San Diego		Chinta, Sreekanth	NandMoor CC			
677030	25 Feb 22	Raleigh		Chinta, Sreekanth	NandMoor CC			
677101	28 Jul 22	San Diego		Chinta, Sreekanth	Hotl Icy Payment Center			
682574	04 May 22	Test spring		Chinta, Sreekanth	C2 BUG 101			
684497	26 May 22	Raleigh		Chinta, Sreekanth	Hotl Icy Payment Center			
685349	07 Jun 22	Raleigh		Ramchandani, Taylor	Hotl Icy Payment Center			
687342	05 Jul 22	San Diego		Chinta, Sreekanth	NandMoor CC			
689042	28 Jul 22	Qa test		bhandari, amrita	Test QA - Cost Center			
689352	02 Aug 22	Qa test		bhandari, amrita	Test QA - Cost Center			
690811	18 Aug 22	Qa test		bhandari, amrita	Test QA - Cost Center			
690845	18 Aug 22	Qa test		bhandari, amrita	Test QA - Cost Center			
691306	25 Aug 22			Chinta, Sreekanth	Hotl Icy Payment Center			
691313	25 Aug 22	qa locale		Chinta, Sreekanth	C2 BUG 101			
692216	31 Aug 22	Test spring		Chinta, Sreekanth	C2 BUG 101			
692807	08 Sep 22	San Diego		Chinta, Sreekanth	Hotl Icy Payment Center			
694783	02 Oct 22	Houston		Chinta, Sreekanth	Hotl Icy Payment Center			
695150	06 Oct 22	Qa test		bhandari, amrita	Test QA - Cost Center			

Document: VSR32 - Requisitions List - by Req Opened Date
 Refreshed By: 92245Stephanie.Soberon

Page: 2 of 4

Requisitions List - by Req Opened Date

Refreshed: Monday, October 17, 2022 4:11:47 PM

Req ID (continued)	GL Name	Req Proj Fully Qualified Path	Test field	Test CF	Custom Field list test	Custom Field Date Test	May 15	new Cf
648315	QAGLD1	ENDOWMENTS			item 1			
676040	QAGLD1	ANNUAL CAPITAL Project A			item 1			
676898	QAGLD1	ANNUAL CAPITAL Project A			item 1			
677030	QAGLD1	ANNUAL CAPITAL Project A			item 1			
677101	QAGLD1	ANNUAL CAPITAL 11111			item 1			
682574	xxx C2 GL							
684497	QAGLD1	ANNUAL CAPITAL			item 1			
685349	new	ANNUAL CAPITAL			item 1			
687342	QAGLD1	ANNUAL CAPITAL			item 1			
689042	QAGLD1	engagementproject - 05/21/05			item 1			
689352	new	ANNUAL CAPITAL 11111			item 1			
690811	QAGLD1	engagementproject - 05/21/05			item 1			
690845	QAGLD1	engagementproject - 05/21/05			item 1			
691306	xxx C2 GL							
691313	xxx C2 GL							
692216	xxx C2 GL							
692807	QAGLD1	ANNUAL CAPITAL Project A			item 1			
694783	QAGLD1	engagementproject - 05/21/05			item 1			
695150	QAGLD1	ENDOWMENTS			item 1			

Document: VSR32 - Requisitions List - by Req Opened Date
 Refreshed By: 92245Stephanie.Soberon

Page: 3 of 4

Requisitions List - by Req Opened Date

Refreshed: Monday, October 17, 2022 4:11:47 PM

Req ID (continued)	Client Region
648315	Sanity- Peopleclick QA Client
676040	Sanity- Peopleclick QA Client
676898	Sanity- Peopleclick QA Client
677030	Sanity- Peopleclick QA Client
677101	Sanity- Peopleclick QA Client
682574	Timesheet Redesign
684497	Sanity- Peopleclick QA Client
685349	Sanity- Peopleclick QA Client
687342	Sanity- Peopleclick QA Client
689042	Sanity- Peopleclick QA Client
689352	Sanity- Peopleclick QA Client
690811	Sanity- Peopleclick QA Client
690845	Sanity- Peopleclick QA Client
691306	Client 3 Testing
691313	Timesheet Redesign
692216	Timesheet Redesign
692807	Sanity- Peopleclick QA Client
694783	Sanity- Peopleclick QA Client
695150	Sanity- Peopleclick QA Client

Document: VSR32 - Requisitions List - by Req Opened Date
Refreshed By: 9224\$Stephanie.Soberon

Page: 4 of 4

VCR01 - Candidate Overview

Description:

This report provides an aggregate view of the current status for all candidates submitted within a certain date range. This report will include list of top contributors of submitted candidates by:

- Vendor
- Manager
- Requisition Class

This report also has a detailed breakdown of submitted candidates by status for all vendors, managers and requisition classes.

Prompts:

Required: Candidate Submitted Date Range

Optional: Vendor(s), Manager(s), Root Req Class(es)

When to run:

This report should be used to get an overview of all the candidate statuses you have in the system for a specific submitted date range. It will give you a high level overview of candidate statuses as well as report tabs broken down by status for by vendors, managers and requisition classes.

Report Samples:

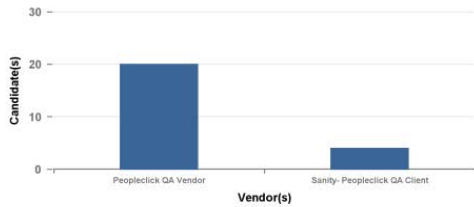
Candidate Overview

Refreshed: Monday, October 17, 2022 4:29:04 PM

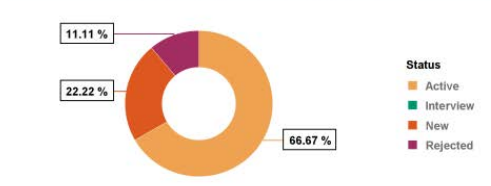
Cands Submitted Between: 1/1/2022 12:00:00 AM - 10/17/2022 12:00:00 AM
 Vendor(s): All Vendors
 Manager(s): All Managers
 Root Req Class(es): All Root Req Classes

Overall Counts			Candidate Counts by Current Status														
Total Cands	Total Reqs	Total Openings	Pending Decision			Selected			Rejected								
			New	Active	Interview	Pend Engt	Engaged	No Longer Engaged	Duplicate / Inadeq Info	Not Qual / Stronger Cand	Rate Issue	Not Avail	Req Closed / Filled				
24	21	30	2	6	0	0	15										1

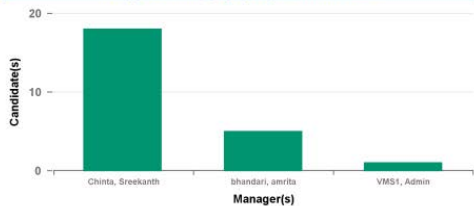
Top 2 Vendor(s) By Candidates



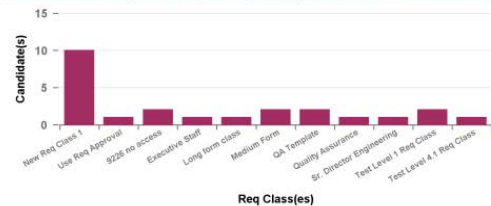
Percent Candidates by Status



Top 3 Manager(s) By Candidates



Top 11 Req Class(es) By Candidates



Document: VCR01 - Candidate Overview
 Refreshed By: 9224SSStephanie.Soberon

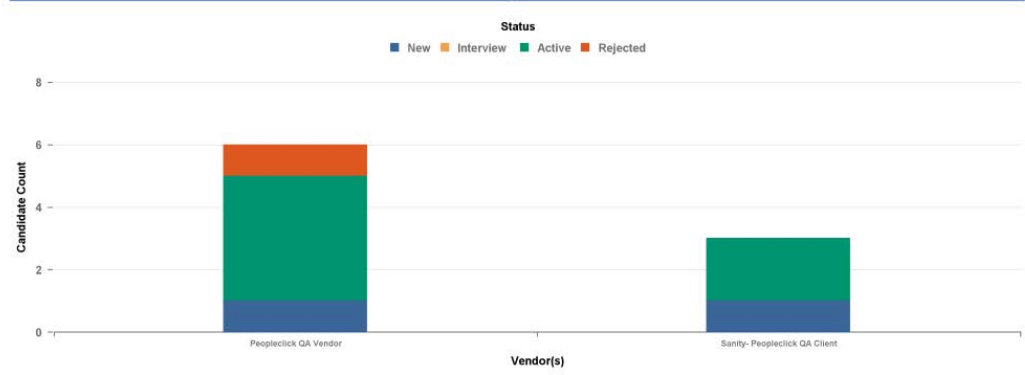
Page: 1 of 1

Candidate Overview by Vendor

Refreshed: Monday, October 17, 2022 4:29:04 PM

Cands Submitted Between: 1/1/2022 12:00:00 AM - 10/17/2022 12:00:00 AM
 Vendor(s): All Vendors
 Manager(s): All Managers
 Root Req Class(es): All Root Req Classes

Candidate Count By Status And Vendor



Vendors	Overall Counts			Candidate Counts by Current Status														
	Total Cands	Total Reqs	Total Openings	Pending Decision			Selected			Rejected								
				New	Active	Interview	Pend Engt	Engaged	No Longer Engaged	Duplicate / Inadeq Info	Not Qual / Stronger Cand	Rate Issue	Not Avail	Req Closed / Filled				
(all vendors)	24	21	30	2	6	0	0	15										1
Peopleclick QA Vendor	20	18	23	1	4			14										1
Sanity- Peopleclick QA Client	4	4	9	1	2			1										

Document: VCR01 - Candidate Overview
 Refreshed By: 9224SSStephanie.Soberon

Page: 1 of 1

Candidate Overview by Manager

Refreshed: Monday, October 17, 2022 4:29:04 PM

Cands Submitted Between: 1/1/2022 12:00:00 AM - 10/17/2022 12:00:00 AM
 Vendor(s): All Vendors
 Manager(s): All Managers
 Root Req Class(es): All Root Req Classes

Candidate Count By Status And Manager



Managers	Overall Counts			Candidate Counts by Current Status											
	Total Cands	Total Reqs	Total Openings	Pending Decision			Selected			Rejected					
				New	Active	Interview	Pend Engt	Engaged	No Longer Engaged	Duplicate / Inadeq Info	Not Qual / Stronger Cand	Rate Issue	Not Avail	Req Closed / Filled	
(all managers)	24	21	30	2	6	0	0	15							1
bhandari, amrita	5	4	9		1			3							1
Chinta, Sreekanth	18	16	20	2	5			11							
VMS1, Admin	1	1	1					1							

Document: VCR01 - Candidate Overview
 Refreshed By: 9224\$Stephanie.Soberon

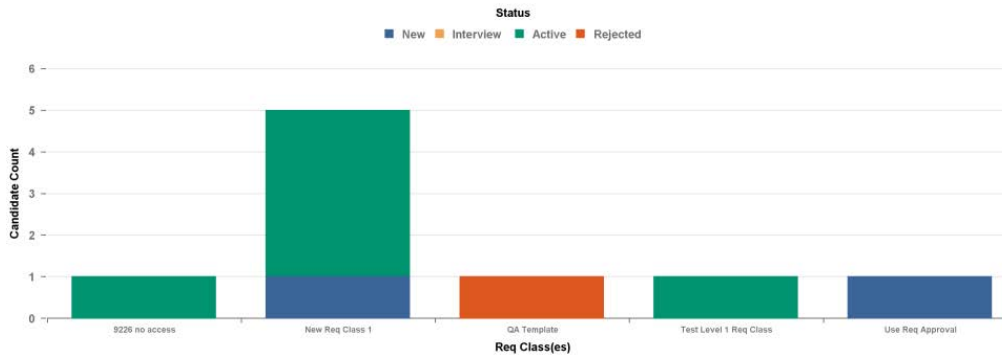
Page: 1 of 1

Candidate Overview by Root Req Class

Refreshed: Monday, October 17, 2022 4:29:04 PM

Cands Submitted Between: 1/1/2022 12:00:00 AM - 10/17/2022 12:00:00 AM
 Vendor(s): All Vendors
 Manager(s): All Managers
 Root Req Class(es): All Root Req Classes

Candidate Count By Status And Req Class



Root Req Classes	Overall Counts			Candidate Counts by Current Status											
	Total Cands	Total Reqs	Total Openings	Pending Decision			Selected			Rejected					
				New	Active	Interview	Pend Engt	Engaged	No Longer Engaged	Duplicate / Inadeq Info	Not Qual / Stronger Cand	Rate Issue	Not Avail	Req Closed / Filled	
(all root req classes)	24	21	30	2	6	0	0	15							1
9226 no access	2	2	2		1			1							
Executive Staff	1	1	1					1							
Long form class	1	1	1					1							

Document: VCR01 - Candidate Overview
 Refreshed By: 9224\$Stephanie.Soberon

Page: 1 of 2

Candidate Overview by Root Req Class

Refreshed: Monday, October 17, 2022 4:29:04 PM

Root Req Classes	Overall Counts			Candidate Counts by Current Status										
	Total Cands	Total Reqs	Total Openings	Pending Decision			Selected			Rejected				
				New	Active	Interview	Pend Engt	Engaged	No Longer Engaged	Duplicate / Inadeq Info	Not Qual / Stronger Cand	Rate Issue	Not Avail	Req Closed / Filled
(all root req classes)	24	21	30	2	6	0	0	15						1
Medium Form	2	2	3					2						
New Req Class 1	10	8	14	1	4			5						
QA Template	2	1	1					1						1
Quality Assurance	1	1	1					1						
Sr. Director Engineering	1	1	2					1						
Test Level 1 Req Class	2	2	2		1			1						
Test Level 4.1 Req Class	1	1	2					1						
Use Req Approval	1	1	1	1										

Document: VCR01 - Candidate Overview
 Refreshed By: 9224\$Stephanie.Soberon

Page: 2 of 2

VCR02 - Candidate Overview - Submitted Last Month

Description:

This report provides an aggregate view of the current status for all candidates submitted within the last calendar month. This report will include list of top contributors of submitted candidates by:

- Vendor
- Manager
- Requisition Class

This report also has a detailed breakdown of submitted candidates by status for all vendors, managers and requisition classes.

Prompts:

Optional: Vendor(s), Manager(s), Root Req Class(es)

When to run:

This report should be used to get an overview of all the candidate statuses you have in the system submitted within the last calendar month. It will give you a high level overview of candidate statuses as well as report tabs broken down by status for by vendors, managers and requisition classes.

Report Samples:

Candidate Overview - Submitted Last Month

Refreshed: Tuesday, October 18, 2022 3:41:56 PM

Vendor(s): All Vendors
 Manager(s): All Managers
 Root Req Class(es): All Root Req Classes

Overall Counts			Candidate Counts by Current Status										
Total Cands	Total Reqs	Total Openings	Pending Decision			Selected			Rejected				
			New	Active	Interview	Pend Engt	Engaged	No Longer Engaged	Duplicate / Inadeq Info	Not Qual / Stronger Cand	Rate Issue	Not Avail	Req Closed / Filled
11	7	9	6	4	0	0	1						

Top Vendors

Top 2 Vendors	Cand Cnt
ABC Test Vendor	10
Admin Staffing	1
Total Top 2 Vendors	11
(all other Vendors)	0
Top 2 Vendors % of Total	100.0%

Top Managers

Top 1 Managers	Cand Cnt
Soberon, Stephanie	11
Total Top 1 Managers	11
(all other Managers)	0
Top 1 Managers % of Total	100.0%

Top Root Req Classes

Top 2 Root Requisition Classes	Cand Cnt
Medical	8
Human Resources	3
Total Top 2 Root Req Classes	11
(all other Root Req Classes)	0
Top 2 Root Req Classes % of Total	100.0%

Document: VCR02 - Candidate Overview - Submitted Last Month
 Refreshed By: i4870DEMO\$pc-Stephanie.Soberon

Page: 1 of 1

Candidate Overview by Vendor

Refreshed: Tuesday, October 18, 2022 3:41:56 PM

Vendor(s): All Vendors
 Manager(s): All Managers
 Root Req Class(es): All Root Req Classes

Vendors	Overall Counts			Candidate Counts by Current Status										
	Total Cands	Total Reqs	Total Openings	Pending Decision			Selected			Rejected				
				New	Active	Interview	Pend Engt	Engaged	No Longer Engaged	Duplicate / Inadeq Info	Not Qual / Stronger Cand	Rate Issue	Not Avail	Req Closed / Filled
(all vendors)	11	7	9	6	4	0	0	1						
ABC Test Vendor	10	6	8	6	4									
Admin Staffing	1	1	1				1							

Document: VCR02 - Candidate Overview - Submitted Last Month
 Refreshed By: i4870DEMO\$pc-Stephanie.Soberon

Page: 1 of 1

Candidate Overview by Manager

Refreshed: Tuesday, October 18, 2022 3:41:56 PM

Vendor(s): All Vendors
 Manager(s): All Managers
 Root Req Class(es): All Root Req Classes

Managers	Overall Counts			Candidate Counts by Current Status										
	Total Cands	Total Reqs	Total Openings	Pending Decision			Selected			Rejected				
				New	Active	Interview	Pend Engt	Engaged	No Longer Engaged	Duplicate / Inadeq Info	Not Qual / Stronger Cand	Rate Issue	Not Avail	Req Closed / Filled
(all managers)	11	7	9	6	4	0	0	1						
Soberon, Stephanie	11	7	9	6	4			1						

Document: VCR02 - Candidate Overview - Submitted Last Month
 Refreshed By: i4870DEMO\$pc-Stephanie.Soberon

Page: 1 of 1

Candidate Overview by Root Req Class

Refreshed: Tuesday, October 18, 2022 3:41:56 PM

Vendor(s): All Vendors
 Manager(s): All Managers
 Root Req Class(es): All Root Req Classes

Root Req Classes	Overall Counts			Candidate Counts by Current Status										
	Total Cands	Total Reqs	Total Openings	Pending Decision			Selected			Rejected				
				New	Active	Interview	Pend Engt	Engaged	No Longer Engaged	Duplicate / Inadeq Info	Not Qual / Stronger Cand	Rate Issue	Not Avail	Req Closed / Filled
(all root req classes)	11	7	9	6	4	0	0	1						
Human Resources	3	3	3	2	1									
Medical	8	4	6	4	3			1						

Document: VCR02 - Candidate Overview - Submitted Last Month
 Refreshed By: i4870DEMO\$pc-Stephanie.Soberon

Page: 1 of 1

VCR10 - Engaged Candidate Summary

Description:

This report provides a summary of the key information for engaged candidates. It includes graphs for candidates by engagement length, and candidate by weeks remaining.

Prompts:

Optional: Vendor(s), Manager(s)

When to run:

This report should be used to get a list of engaged candidates you have in the system. It will give you an overview of engaged candidates as well as graphs for candidates by engagement length, and candidate by weeks remaining.

Report Samples:

Engaged Candidate Summary

Refreshed: Tuesday, October 18, 2022 4:17:40 PM

Vendor(s): All Vendors
Manager(s): All Managers

Total Engaged Candidates:	598	Candidates by Engagement Length		Candidates by Weeks Remaining
Avg Eng't Length (weeks):	50.31	< 4 weeks	79 13%	< 2 weeks
Average Client Rate:	114,127,992.89	4 - 12 weeks	147 25%	2 - 6 weeks
Median Client Rate:	\$22.00	12 - 26 weeks	113 19%	6 - 12 weeks
		> 26 weeks	265 44%	> 12 weeks
				8 1%

Sort Order: Vendor Name, Candidate Name

Cand ID	Candidate Name	Req Title	Vendor Name	Manager Name	Client Rate	Start Date	Weeks Eng'd	End Date	Weeks Left
126945	2Doe, 2Jane	test2	Auto	Admin, Client	\$12.00	07 Apr 04	966.86	12 Dec 04	-931.14
127511	2Doe, 2Jane	Dev Tester Thu Apr 08 17:30:38 2004	Auto	User, Create	\$25.00	01 Jan 04	980.71	10 Oct 04	-940.14
127535	2Doe, 2Jane	TesterThu Apr 08 18:19:43 2004	Auto	User, Create	\$15.00	12 Jan 04	979.14	05 May 04	-962.71
129483	2Doe, 2Jane	Heather-Req	Auto	Admin, Client	\$54.00	01 Apr 04	967.71	01 Aug 04	-950.14
145158	2Doe, 2Jane	TesterWed Jun 16 16:24:16 2004	Auto	User, Create	\$15.00	12 Jan 04	979.14	05 May 04	-962.71
145344	2Doe, 2Jane	TesterThu Jun 17 10:53:20 2004	Auto	User, Create	\$15.00	12 Jan 04	979.14	05 May 04	-962.71
145372	2Doe, 2Jane	TesterThu Jun 17 11:31:17 2004	Auto	User, Create	\$15.00	12 Jan 04	979.14	05 May 04	-962.71
129098	Candidate09:25:37, Client	TesterFri Apr 16 09:25:37 2004	Auto	User, Create	\$15.00	12 Jan 04	979.14	05 May 04	-962.71
267835	Candidate09:43:12, Client	TesterThu Aug 11 09:43:12 2005	Auto	Admin, Client	\$22.00	01 Jan 05	928.43	30 Dec 05	-876.43
267863	Candidate10:09:01, Client	TesterThu Aug 11 10:09:01 2005	Auto	Admin, Client	\$22.00	01 Jan 05	928.43	30 Dec 05	-876.43
129481	Candidate10:18:46, Client	TesterSat Apr 17 10:18:46 2004	Auto	User, Create	\$15.00	12 Jan 04	979.14	05 May 04	-962.71
129121	Candidate10:38:04, Client	TesterFri Apr 16 10:38:04 2004	Auto	User, Create	\$15.00	12 Jan 04	979.14	05 May 04	-962.71
146186	Candidate10:39:54, Client	TesterSat Jun 19 10:39:54 2004	Auto	User, Create	\$15.00	12 Jan 04	979.14	05 May 04	-962.71
145343	Candidate10:53:20, Client	TesterThu Jun 17 10:53:20 2004	Auto	User, Create	\$15.00	12 Jan 04	979.14	05 May 04	-962.71
274083	Candidate11:20:19, Client	TesterMon Aug 29 11:20:19 2005	Auto	Admin, Client	\$22.00	01 Jan 05	928.43	30 Dec 05	-876.43
289861	Candidate11:24:44, Client	TesterWed Oct 05 11:24:44 2005	Auto	Admin, Client	\$22.00	01 Jan 05	928.43	30 Dec 05	-876.43

Document: VCR10 - Engaged Candidate Summary
Refreshed By: 9224\$Stephanie.Soberon

VectorVMS

Page: 1 of 22

VCR20 - Candidate Detail

Description:

This report provides detailed information on selected candidates including key attributes, employment info and required skills and candidate skill match information.

Prompts:

Required: Candidate ID(s)

When to run:

This report should be used to get detailed information on candidates you have in the system. It will give you an overview of the candidates including key attributes, employment info, required skills and candidate skill match information.

Report Samples:

Candidate Detail

Refreshed: Wednesday, October 19, 2022 2:21:28 PM

Candidate ID(s): 0; 40196

Candidate ID - Name: 40196 - Cand1548, Cand1548

Req ID - Title: 113956 - Registered Nurse

Candidate Status: Client: Active

Cand Submitter Org ID: 2344

Cand Engagement Type: Contract

Cand Eligible to Return: Yes

Employment Info

Cand Employer:

Citizen / Work Status: US Citizen

Is Indep. Contractor? (Type): Yes (Incorporated)

Will be Paid W2 by Vendor: Yes

Prior Client Experience: Yes

Primary Candidate Info

Candidate Email: Cand1548Cand1548@Test.com

Submitted Date: 16 Sep 2022 07:16 PM

Vendor Name: (2344) ABC Test Vendor

Vendor Contact: Soberon, Stephanie

Engagement Type: Contract

Submitted Client Rate: \$70.00 Per Hour

Cand Created By: Stephanie Soberon

Candidate Status History Days To Current Status: 33

Status	Status Date/Time	Changed By
Incomplete	16 Sep 2022 07:16 PM	Stephanie Soberon
New	16 Sep 2022 07:18 PM	Soberon, Stephanie
Active	17 Oct 2022 02:43 PM	Soberon, Stephanie

Requirement Details and Candidate Match Skills **Composite Score:** 104.1%

Skill Requirements			Candidate Responses	
Type	Skill	Required / Desired	Rating	Exp. Level
Specific	ADN or BSN Degree	Required	Meets	
Specific	Board Certification	Highly desired	Meets	
Specific	Direct Care Experience	Required	Exceeds	
Specific	NCLEX-RN Certification	Required	Meets	
Specific	State Licensure	Required	Meets	

Document: VCR20 - Candidate Detail Page: 1 of 1

Refreshed By: i4870DEMO\$pc-Stephanie.Soberon

VCR30 - Submitted Candidate List

Description:

This report provides a list of key candidate information including candidate custom fields, if applicable, for candidates submitted during a specified period of time.

Prompts:

Required: Candidate Submitted Date Range

Optional: Vendor(s)

When to run:

This report should be used to get a list of candidates you have in the system for a specific submitted date range. It will give you an overview of the candidates including key attributes and candidate custom fields, if applicable.

Report Samples:

Submitted Candidates List						
Refreshed: Wednesday, October 19, 2022 2:52:04 PM						
Submitted Date Range: 2/1/2022 12:00:00 AM - 10/19/2022 12:00:00 AM						
Vendor(s): All Vendors						
Cand ID	Candidate	Vendor	Req ID	Job Title	Candidate Submitted Date	Current Candidate Status
3846757	0210, Cand	Peopleclick QA Vendor	676040	Req 0210	10 Feb 22	Engaged
3854511	0224, Cand	Peopleclick QA Vendor	676898	Req 0224	24 Feb 22	Engaged
3854524	VTE, Resource	Peopleclick QA Vendor	676904	Medium Form	24 Feb 22	Engaged
3855571	Prepat, Cand	Sanity- Peopleclick QA Client	677030	PrePatch Req	25 Feb 22	Engaged
3855572	0127, Cand	Peopleclick QA Vendor	674974	Req 4 Xchk replace	25 Feb 22	Active
3855573	Test001, Cand	Sanity- Peopleclick QA Client	677033	9226 no access	25 Feb 22	Active
3895784	0505, Cand	Peopleclick QA Vendor	682574	Req 0505	04 May 22	Engaged
3911891	0526, Cand	Peopleclick QA Vendor	684497	Req 0526	26 May 22	Engaged
3911904	0526, Resource	Peopleclick QA Vendor	684503	New Req Class 1	26 May 22	Active
3937498	0705, Cand	Peopleclick QA Vendor	687342	REQ 0705	05 Jul 22	Engaged
3953631	Release, Test	Peopleclick QA Vendor	689042	Test Release	28 Jul 22	Reject-Req Closed/Filled
3953632	Rel2, Test	Peopleclick QA Vendor	689042	Test Release	28 Jul 22	Engaged
3969271	VMS, Test	Peopleclick QA Vendor	690811	Test New	18 Aug 22	Engaged
3969745	Comp, Test	Sanity- Peopleclick QA Client	690845	Test Comp	18 Aug 22	Active
3973281	TestSubm, Cand	Sanity- Peopleclick QA Client	687342	REQ 0705	24 Aug 22	Active
3974848	0825, Cand	Peopleclick QA Vendor	691306	Test Req 08/25	25 Aug 22	Engaged
3978620	0831, Cand	Peopleclick QA Vendor	692216	Req 0831	31 Aug 22	Engaged
3982971	VT0908, Cand	Peopleclick QA Vendor	692807	Req VT0908	08 Sep 22	Engaged
3982989	VT0908, Reso	Peopleclick QA Vendor	692812	Use Req Approval	08 Sep 22	New
4001506	Welsh, Cand	Peopleclick QA Vendor	694783	Req NL Welsh	02 Oct 22	Engaged
4005282	Cand06, Test	Peopleclick QA Vendor	695150	TestRelease06	06 Oct 22	Engaged

Submitted Candidates List

Refreshed: Wednesday, October 19, 2022 2:52:04 PM

Cand ID (continued)	Current Req Status	Submitted Client Rate	Test field	Test CF	Custom Field list test	Custom Field Date Test	May 15	new Cf
3846757	Filled	£21.00			item 1			
3854511	Filled	£25.00			item 1			
3854524	Open	£21.00						
3855571	Filled	£21.00			item 1			
3855572	Open	£21.00			item 1			
3855573	Open	£21.00						
3895784	Open	\$0.00						
3911891	Filled	£21.00			item 1			
3911904	Open	£21.00						
3937498	Open	£21.00			item 1			
3953631	Filled	£20.00			item 1			
3953632	Filled	£20.00			item 1			
3969271	Open	£10.00			item 1			
3969745	Open	£10.00			item 1			
3973281	Open	£21.00			item 1			
3974848	Filled	\$21.74						
3978620	Filled	\$0.00						
3982971	Filled	£21.00			item 1			
3982989	Open	£21.00						
4001506	Open	£21.00			item 1			
4005282	Filled	£5.00			item 1			

Document: VCR30 - Submitted Candidates List
Refreshed By: 92245Stephanie.Soberon



Page: 2 of 3

Submitted Candidates List

Refreshed: Wednesday, October 19, 2022 2:52:04 PM

Cand ID (continued)	Contingent Client Region Name
3846757	Sanity- Peopleclick QA Client
3854511	Sanity- Peopleclick QA Client
3854524	Sanity- Peopleclick QA Client
3855571	Sanity- Peopleclick QA Client
3855572	Sanity- Peopleclick QA Client
3855573	Sanity- Peopleclick QA Client
3895784	Timesheet Redesign
3911891	Sanity- Peopleclick QA Client
3911904	Sanity- Peopleclick QA Client
3937498	Sanity- Peopleclick QA Client
3953631	Sanity- Peopleclick QA Client
3953632	Sanity- Peopleclick QA Client
3969271	Sanity- Peopleclick QA Client
3969745	Sanity- Peopleclick QA Client
3973281	Sanity- Peopleclick QA Client
3974848	Client 3 Testing
3978620	Timesheet Redesign
3982971	Sanity- Peopleclick QA Client
3982989	Sanity- Peopleclick QA Client
4001506	Sanity- Peopleclick QA Client
4005282	Sanity- Peopleclick QA Client

Document: VCR30 - Submitted Candidates List
Refreshed By: 92245Stephanie.Soberon



Page: 3 of 3

VCR31 - Submitted Candidate List - Req ID(s)

Description:

This report provides a list of key candidate information including candidate custom fields, if applicable, for candidates submitted against a specific Req ID(s).

Prompts:

Required: Req ID(s)

When to run:

This report should be used to get a list of candidates you have in the system submitted against a specific Req ID(s). It will give you an overview of the candidates including key attributes and candidate custom fields, if applicable.

Report Samples:

Submitted Candidates List - Req ID(s)						
Refreshed: Wednesday, October 19, 2022 3:10:54 PM						
Req ID(s): 674974						
Cand ID	Candidate	Vendor	Req ID	Job Title	Candidate Submitted Date	Current Candidate Status
3836637	4Xcheck, Cand	Peopleclick QA Vendor	674974	Req 4 Xchk replace	26 Jan 22	Need Info
3855572	0127, Cand	Peopleclick QA Vendor	674974	Req 4 Xchk replace	25 Feb 22	Active

Document: VCR31 - Submitted Candidates List - Req ID(s)
Refreshed By: 9224\$Stephanie.Soberon

VectorVMS

Page: 1 of 3

■ Submitted Candidates List - Req ID(s)

Refreshed: Wednesday, October 19, 2022 3:10:54 PM

Cand ID (continued)	Current Req Status	Submitted Client Rate	Test for Client infor	Test for client infor 2	Custom Field list test	Custom Field Date Test	May 15	new Cf
3836637	Open	£21.00			item 1			
3855572	Open	£21.00			item 1			

Document: VCR31 - Submitted Candidates List - Req ID(s)
Refreshed By: 9224SSStephanie.Soberon



Page: 2 of 3

■ Submitted Candidates List - Req ID(s)

Refreshed: Wednesday, October 19, 2022 3:10:54 PM

Cand ID (continued)	Contingent Client Region Name
3836637	Sanity- Peopleclick QA Client
3855572	Sanity- Peopleclick QA Client

Document: VCR31 - Submitted Candidates List - Req ID(s)
Refreshed By: 9224SSStephanie.Soberon



Page: 3 of 3

VCR35 - Candidate Interview List

Description:

This report provides a list of candidates and key information for candidates having an interview scheduled during a specified time period.

Prompts:

Required: Candidate Interview Date Range

When to run:

This report should be used to get a list of candidates you have in the system for a specific interview date range. It will give you an overview of the candidates including key information and interview details.

Report Samples:

Candidate Interview List								
Refreshed: Wednesday, October 19, 2022 3:20:19 PM								
Interview Scheduled Date Range: 1/1/2021 12:00:00 AM - 10/19/2022 12:00:00 AM								
Cand ID	Candidate	Interview Scheduled Date	Interview Type	Interviewer	Interview Location	Interview Contact Phone Number	Interview Notes	Interview Complete Date
3645132	0107WP, Cand	05 Jan 21 09:15 AM	Web	VMS1,Admin				07 Jan 2
3646989	011121, Cand	12 Jan 21 09:45 AM	Web	VMS1,Admin				12 Jan 2
3733883	0629, Cand	23 Jun 21 09:00 AM	Phone	VMS1,Admin				23 Jun 2

Document: VCR35 - Candidate Interview List
Refreshed By: 9224\$Stephanie.Soberon

VectorVMS

Page: 1 of 3

■ Candidate Interview List

Refreshed: Wednesday, October 19, 2022 3:20:19 PM

W ed	Interview Completed Comments	Interview Completed By	Vendor	Req ID	Job Title	Req Report To Name
:1	asda	VMS1.Admin	Peopleclick QA Vendor	643592	Req 0107 WP	Chinta, Sreekanth
:1	asd	VMS1.Admin	Peopleclick QA Vendor	643889	Req 0111	Chinta, Sreekanth
:1	ddd	VMS1.Admin	Peopleclick QA Vendor	656663	Req 0629	Chinta, Sreekanth

Document: VCR35 - Candidate Interview List
Refreshed By: 9224\$Stephanie.Soberon



Page: 2 of 3

■ Candidate Interview List

Refreshed: Wednesday, October 19, 2022 3:20:19 PM

is	Cand ID (continued)	Current Candidate Status	Current Req Status	Client Region
	3645132	Engaged	Filled	Sanity- Peopleclick QA Client
	3646989	Engaged	Filled	Sanity- Peopleclick QA Client
	3733883	No longer engaged	Filled	Sanity- Peopleclick QA Client

Document: VCR35 - Candidate Interview List
Refreshed By: 9224\$Stephanie.Soberon



Page: 3 of 3

VCR40 - Candidate Certification List

Description:

This report provides a list of candidate certification information for candidates associated with the selected vendor(s).

Prompts:

Optional: Vendor(s)

When to run:

This report should be used to get a list of candidates you have in the system that have certifications. It will give you an overview of the candidates including certifications details and related comments.

Report Samples:

Candidate Certification List				
Refreshed: Thursday, October 20, 2022 4:06:09 PM				
Vendor(s): All Vendors				
Cand ID	Candidate	Job Title	Certification Name	Req Cert Achieved (Yes/No)
198151	Day, Last	ML Script Test	Yes	Yes
219785	Spring, ML	Testing 4.3.2	one cert	Yes
301184	spring110505, candidate	HY-Phen Testing110505	one cert	Yes
652702	Brown, MAd	Testing Certifications	Cert 1	Yes
2274365	Lamora, Locke	DE30817 Testing	Extra Scenario 4	No
2274365	Lamora, Locke	DE30817 Testing	Extra Scenario 7	No
2274365	Lamora, Locke	DE30817 Testing	Broken Scenario	No
2274365	Lamora, Locke	DE30817 Testing	Extra Scenario 3	No
609024	Sam, David	Test Engineer	Driver's License	Yes
268902	Cand1, 20149	HY-Phen Testing81305	on cert	Yes
609024	Sam, David	Test Engineer	Drug Screening	Yes
609025	joe, joe	C4 certs and screen	cert 2	No
661755	Vms494a, Post1	post 4945a certs	BLANK Y/N REQ'D ON ENGT	No
661755	Vms494a, Post1	post 4945a certs	Y/N REQ'D ON ENGT	Yes
854506	adams, patch	patch validation	cert	No
854506	adams, patch	patch validation	cert12	Yes
854506	adams, patch	patch validation	cert123	No
2274365	Lamora, Locke	DE30817 Testing	Extra Scenario 1	No
2274365	Lamora, Locke	DE30817 Testing	Extra Scenario 2	No
2274365	Lamora, Locke	DE30817 Testing	Extra Scenario 5	No
2274365	Lamora, Locke	DE30817 Testing	Extra Scenario 8	No

■ Candidate Certification List

Refreshed: Thursday, October 20, 2022 4:06:09 PM

Cand ID (continued)	Cand Cert Achieved (Yes/No)	Req Cert Date (Yes/No)	Cand Cert Date	Req Cert Expiration Date (Yes/No)	Cand Cert Expiration Date	Req Cert Location (Yes/No)	Cand Cert Location	Req Cert Number (Yes/No)	Cand Cert Number	Req Cert Comment (Yes/No)	Cand Cert Comments
198151	Yes	Yes	30 Nov 04	Yes	30 Nov 05	Yes	Raleigh	Yes	ewew	Yes	
219785	Yes	Yes	01 Jan 04	Yes	01 Jan 06	Yes	Raleigh	Yes	dfid	Yes	Test Comment
301184	No	Yes	22 Oct 03	Yes	23 Oct 06	Yes	Raleigh	Yes	222	No	
652702	Yes	Yes	01 Jun 08	Yes	01 Jun 08	Yes	dsfasd	Yes	czvzc	Yes	zxcvzc
2274365	No	Yes	08 Sep 15	Yes	01 Sep 15	No		No		Yes	eadfas
2274365	No	No		Yes	16 Sep 15	No		No		Yes	test
2274365	No	No		Yes	24 Sep 15	Yes	Raleigh	Yes	test	Yes	test
2274365	No	Yes	24 Sep 15	Yes	24 Sep 15	Yes	hello	Yes	test	Yes	test
609024	Yes	No		Yes	07 Nov 22	No		No		No	
268902	No	Yes	01 Jan 01	No		Yes	12121	Yes	22	No	
609024	Yes	Yes	01 Feb 08	No		No		No		No	
609025	No	No		No		No		Yes	1234	No	
661755	No	Yes	01 Jan 08	No		No		No		No	
661755	No	Yes		No		No		No		No	
854506	No	No		No		Yes	sfd	No		Yes	saf
854506	No	Yes	01 Jan 08	Yes		Yes	sfd	Yes	sf	Yes	saf
854506	No	No		No		Yes	any	No		No	
2274365	No	Yes	24 Sep 15	No		Yes	test	No		Yes	test
2274365	No	No		No		Yes	test	No		Yes	test
2274365	No	Yes	24 Sep 15	No		No		No		Yes	test
2274365	No	No		No		No		No		Yes	test

Document: VCR40 - Candidate Certifications List
 Refreshed By: 9224\$Stephanie.Soberon



Page: 2 of 2

VCR41 - Candidate Certification List - Achieved (All)

Description:

This report provides a list of certification information for all certifications achieved by candidates within a specified time period for the candidates of selected vendors.

Prompts:

Required: Certification Achieved Date Range

Optional: Vendor(s)

When to run:

This report should be used to get a list of candidates with certifications you have in the system for a specific certification achieved date range. It will give you an overview of the candidates including certification name and achieved date.

Report Samples:

Candidate Certifications List - Achieved (All)					
Refreshed: Thursday, October 20, 2022 4:19:14 PM					
Achieved Date: 10/31/2003 12:00:00 AM - 10/20/2022 12:00:00 AM					
Vendor(s): All Vendors					
Cand ID	Candidate	Vendor	Job Title	Certification Name	Achieved Date
219785	Spring, ML	Peopleclick QA Vendor	Testing 4.3.2	one cert	01 Jan 04
198151	Day, Last	Peopleclick QA Vendor	ML Script Test	Yes	30 Nov 04
661755	Vms494a, Post1	Peopleclick QA Vendor	post 4945a certs	BLANK Y/N REQ'D ON ENGT	01 Jan 08
854506	adams, patch	Peopleclick QA Vendor	patch validation	cert12	01 Jan 08
609024	Sam, David	Peopleclick QA Vendor	Test Engineer	Drug Screening	01 Feb 08
652702	Brown, MAd	Peopleclick QA Vendor	Testing Certifications	Cert 1	01 Jun 08
2274365	Lamora, Locke	Peopleclick QA Vendor	DE30817 Testing	Extra Scenario 4	08 Sep 15
2274365	Lamora, Locke	Peopleclick QA Vendor	DE30817 Testing	Extra Scenario 1	24 Sep 15
2274365	Lamora, Locke	Peopleclick QA Vendor	DE30817 Testing	Extra Scenario 3	24 Sep 15
2274365	Lamora, Locke	Peopleclick QA Vendor	DE30817 Testing	Extra Scenario 5	24 Sep 15

VCR42 - Candidate Certification List - Achieved (Specific)

Description:

This report provides a list of certification information for specific certifications achieved by candidates within a specified time period for the candidates of selected vendors.

Prompts:

Required: Certification Achieved Date Range

Optional: Certification(s), Vendor(s)

When to run:

This report should be used to get a list of candidates with certifications you have in the system for a specific certification achieved date range and certification name. It will give you an overview of the candidates including certification name and achieved date

Report Samples:

■ Candidate Certifications List - Achieved (Specific)

Refreshed: Thursday, October 20, 2022 4:24:32 PM

Achieved Date: 10/20/2002 12:00:00 AM - 10/20/2022 12:00:00 AM

Certification(s): All Certifications

Vendor(s): All Vendors

Cand ID	Candidate	Vendor	Job Title	Certification Name	Achieved Date
301184	spring110505, candidate	QA Spring Vendor	HY-Phen Testing110505	one cert	22 Oct 03
219785	Spring, ML	Peopleclick QA Vendor	Testing 4.3.2	one cert	01 Jan 04
198151	Day, Last	Peopleclick QA Vendor	ML Script Test	Yes	30 Nov 04
661755	Vms494a, Post1	Peopleclick QA Vendor	post 4945a certs	BLANK Y/N REQ'D ON ENGT	01 Jan 08
854506	adams, patch	Peopleclick QA Vendor	patch validation	cert12	01 Jan 08
609024	Sam, David	Peopleclick QA Vendor	Test Engineer	Drug Screening	01 Feb 08
652702	Brown, MAd	Peopleclick QA Vendor	Testing Certifications	Cert 1	01 Jun 08
2274365	Lamora, Locke	Peopleclick QA Vendor	DE30817 Testing	Extra Scenario 4	08 Sep 15
2274365	Lamora, Locke	Peopleclick QA Vendor	DE30817 Testing	Extra Scenario 1	24 Sep 15
2274365	Lamora, Locke	Peopleclick QA Vendor	DE30817 Testing	Extra Scenario 3	24 Sep 15
2274365	Lamora, Locke	Peopleclick QA Vendor	DE30817 Testing	Extra Scenario 5	24 Sep 15

Document: VCR42 - Candidate Certifications List - Achieved (Specific)
 Refreshed By: 9224\$Stephanie.Soberon



Page: 1 of 2

VCR43 - Candidate Certification List - Expiring (All)

Description:

This report provides a list of certification information for all candidate certifications that expire within a specified time period for the candidates of selected vendors.

Prompts:

Required: Certification Expiration Date Range

Optional: Vendor(s)

When to run:

This report should be used to get a list of candidates with certifications you have in the system for a specific certification expiration date range. It will give you an overview of the candidates including certification name and expiration date.

Report Samples:

■ Candidate Certifications List - Expiring (All)

Refreshed: Thursday, October 20, 2022 4:29:11 PM

Expiration Date Range: 10/20/2002 12:00:00 AM - 10/20/2022 12:00:00 AM

Vendor(s): All Vendors

Cand ID	Candidate	Vendor	Job Title	Certification Name
198151	Day, Last	Peopleclick QA Vendor	ML Script Test	Yes
219785	Spring, ML	Peopleclick QA Vendor	Testing 4.3.2	one cert
301184	spring110505, candidate	QA Spring Vendor	HY-Phen Testing110505	one cert
652702	Brown, MAd	Peopleclick QA Vendor	Testing Certifications	Cert 1
2274365	Lamora, Locke	Peopleclick QA Vendor	DE30817 Testing	Extra Scenario 4
2274365	Lamora, Locke	Peopleclick QA Vendor	DE30817 Testing	Extra Scenario 7
2274365	Lamora, Locke	Peopleclick QA Vendor	DE30817 Testing	Broken Scenario
2274365	Lamora, Locke	Peopleclick QA Vendor	DE30817 Testing	Extra Scenario 3

Document: VCR43 - Candidate Certifications List - Expiring (All)
Refreshed By: 9224\$Stephanie.Soberon



Page: 1 of 2

■ Candidate Certifications List - Expiring (All)

Refreshed: Thursday, October 20, 2022 4:29:11 PM

Cand ID (continued)	Cand Cert Expiration Date	Days to Expiration
198151	30 Nov 05	-6,168
219785	01 Jan 06	-6,136
301184	23 Oct 06	-5,841
652702	01 Jun 08	-5,254
2274365	01 Sep 15	-2,606
2274365	16 Sep 15	-2,591
2274365	24 Sep 15	-2,583
2274365	24 Sep 15	-2,583

Document: VCR43 - Candidate Certifications List - Expiring (All)
Refreshed By: 9224\$Stephanie.Soberon



Page: 2 of 2

VCR44 - Candidate Certification List - Expiring (Specific)

Description:

This report provides a list of certification information for specified candidate certifications that expire within a specified time period for the candidates of selected vendors.

Prompts:

Required: Certification Expiration Date Range

Optional: Certification(s), Vendor(s)

When to run:

This report should be used to get a list of candidates with certifications you have in the system for a specific certification expiration date range and certification name. It will give you an overview of the candidates including certification name and expiration date.

Report Samples:

■ Candidate Certifications List - Expiring (Specific)

Refreshed: Thursday, October 20, 2022 4:41:18 PM

Expiration Date Range: 10/20/2002 12:00:00 AM - 10/20/2022 12:00:00 AM

Certification(s): All Certifications

Vendor(s): All Vendors

Cand ID	Candidate	Vendor	Job Title	Certification Name
198151	Day, Last	Peopleclick QA Vendor	ML Script Test	Yes
219785	Spring, ML	Peopleclick QA Vendor	Testing 4.3.2	one cert
301184	spring110505, candidate	QA Spring Vendor	HY-Phen Testing110505	one cert
652702	Brown, MAd	Peopleclick QA Vendor	Testing Certifications	Cert 1
2274365	Lamora, Locke	Peopleclick QA Vendor	DE30817 Testing	Extra Scenario 4
2274365	Lamora, Locke	Peopleclick QA Vendor	DE30817 Testing	Extra Scenario 7
2274365	Lamora, Locke	Peopleclick QA Vendor	DE30817 Testing	Broken Scenario
2274365	Lamora, Locke	Peopleclick QA Vendor	DE30817 Testing	Extra Scenario 3

Document: VCR44 - Candidate Certifications List - Expiring (Specific)
Refreshed By: 9224\$Stephanie.Soberon



Page: 1 of 2

■ Candidate Certifications List - Expiring (Specific)

Refreshed: Thursday, October 20, 2022 4:41:18 PM

Cand ID (continued)	Cand Cert Expiration Date	Expiration Status (in Days)
198151	30 Nov 05	-6,168
219785	01 Jan 06	-6,136
301184	23 Oct 06	-5,841
652702	01 Jun 08	-5,254
2274365	01 Sep 15	-2,606
2274365	16 Sep 15	-2,591
2274365	24 Sep 15	-2,583
2274365	24 Sep 15	-2,583

Document: VCR44 - Candidate Certifications List - Expiring (Specific)
Refreshed By: 9224\$Stephanie.Soberon



Page: 2 of 2

VCR50 - Candidate Compliance Item List

Description:

This report provides a list of candidate compliance item information for candidates in a status of engaged and associated with the selected vendor(s).

Prompts:

Optional: Vendor(s), Exclude inactive compliance from candidate

When to run:

This report should be used to get a list of engaged candidates compliance item information you have in the system. It will give you an overview of the candidates including compliance item details, status, and expiration date.

Report Samples:

Candidate Compliance Items List									
Refreshed: Friday, October 21, 2022 1:26:26 PM									
Vendor(s): All Vendors									
Compliance: All									
Active:									
Cand ID	Candidate	Job Title	Compliance Item Name	Compliance Item Due Date	Compliance Item Status	Cand Comp Item Cert # Response	Req Comp Item Achieved Date (Yes/No)	Cand Comp Item Achieved Date Response	Req Com Date (Y
114830	QA7, NewCandSubmit	HSNewQA7 02/12	CM Item 1.3	Candidate Submittal	Complete	12345	No		No
1590575	Cand001, Clint A	TS issue req	CM Item 1.1	Engagement Through Date	Complete		No		No
1590575	Cand001, Clint A	TS issue req	CM Item 1.3	Candidate Submittal	Complete		No		No
1590575	Cand001, Clint A	TS issue req	Paula Item 1a	Candidate Submittal	Complete		No		No
1590575	Cand001, Clint A	TS issue req	Paula Item 2	Candidate Submittal	Complete		Yes		No
1590575	Cand001, Clint A	TS issue req	Paula WP data item 1a	Engagement Through Date	Complete		No		No
1590575	Cand001, Clint A	TS issue req	Paula WP data item 2	Engagement Through Date	Complete		No		No
1657106	Chowdary, Rajesh	TS issue req	CM Item 1.1	Engagement Through Date	Complete	1	No		No
1657106	Chowdary, Rajesh	TS issue req	CM Item 1.3	Candidate Submittal	Complete	2	No		No
1657106	Chowdary, Rajesh	TS issue req	CM Item 1.3	Candidate Submittal	Complete	Test1	No		No
1657106	Chowdary, Rajesh	TS issue req	Paula Item 1a	Candidate Submittal	Complete		No		No
1657106	Chowdary, Rajesh	TS issue req	Paula Item 2	Candidate Submittal	Not Started		Yes		No
1657106	Chowdary, Rajesh	TS issue req	Paula WP data item 1a	Engagement Through Date	Complete	12	No		No
1657106	Chowdary, Rajesh	TS issue req	Paula WP data item 1a	Engagement Through Date	Complete	2	No		No
1657106	Chowdary, Rajesh	TS issue req	Paula WP data item 2	Engagement Through Date	Complete	32	No		No
1657106	Chowdary, Rajesh	TS issue req	Paula WP data item 2	Engagement Through Date	Not Started		No		No
1939900	Devineni, Pavani	Test Exp allowance	CM Item 1.1	Engagement Through Date	Complete		No		No
1939900	Devineni, Pavani	Test Exp allowance	CM Item 1.3	Candidate Submittal	Complete		No		No

■ Candidate Compliance Items List

Refreshed: Friday, October 21, 2022 1:28:26 PM

Req Comp Item Completed Date Response	Cand Comp Item Completed Date Response	Req Comp Item Conducted Date (Yes/No)	Cand Comp Item Conducted Date Response	Req Comp Item Expired Date (Yes/No)	Cand Comp Item Expired Date Response
No				Yes	11/30/2013 00:00:00
No				Yes	
No				Yes	
No				Yes	
No				No	
No				Yes	
No				Yes	
No				Yes	07/29/2013 00:00:00
No				Yes	07/30/2013 00:00:00
No				Yes	07/01/2013 00:00:00
No				Yes	
No				No	
No				Yes	08/06/2013 00:00:00
No				Yes	07/29/2013 00:00:00
No				Yes	07/29/2013 00:00:00
No				Yes	
No				Yes	
No				Yes	

Document: VCR50 - Candidate Compliance Items List
 Refreshed By: 9224SSStephanie.Soberon



Page: 2 of 22

VCR51 - Candidate Compliance Item List - Achieved (All)

Description:

This report provides a list of compliance item information for all compliance items achieved within a specified time period for the candidates of selected vendors.

Prompts:

Required: Compliance Item Achieved Date Range

Optional: Vendor(s)

When to run:

This report should be used to get a list of candidate compliance item information you have in the system for a specific compliance item achieved date range. It will give you an overview of the candidates including compliance item name, and achieved date.

Report Samples:

■ Candidate Compliance Items List - Achieved (All)

Refreshed: Friday, October 21, 2022 1:35:59 PM

Achieved Date: 10/1/2003 12:00:00 AM - 10/21/2022 12:00:00 AM

Vendor(s): All Vendors

Cand ID	Candidate	Vendor	Job Title	Engagement Status	Compliance Item Name
2465286	20, April	Peopleclick QA Vendor	4/20 Req	Engaged	Paula Item 2
2465286	20, April	Peopleclick QA Vendor	4/20 Req	Engaged	Paula Item 2
2464755	Blackburn, Rebecca	Timesheet Redesign	Mitzi Test Req 1 - 4/19/16	Engaged	Paula Item 2
2464755	Blackburn, Rebecca	Timesheet Redesign	Mitzi Test Req 1 - 4/19/16	Engaged	Paula Item 2
2326639	Bravo, Johnny	Peopleclick QA Vendor	Kvothe Timesheet Approvals	Engaged	Paula Item 2
3261365	Cand. Comp	Peopleclick QA Vendor	Test Engineer	Engaged	Paula Item 2
2099518	Devineni, Sowmya	Peopleclick QA Vendor	CM Items	Engaged	Paula Item 2
2099518	Devineni, Sowmya	Peopleclick QA Vendor	CM Items	Engaged	Paula Item 2
2856952	Fifteen, June	Sanity- Peopleclick QA Client	New Test	Engaged	Paula Item 2
2802860	Jones, David	Peopleclick QA Vendor	Test Director	Engaged	Paula Item 2
2894004	New, User	Peopleclick QA Vendor	Compliance Tester	No longer engaged	Paula Item 2
2712565	Newwen, Testcan	Peopleclick QA Vendor	Test Director	Engaged	Paula Item 2
2712565	Newwen, Testcan	Peopleclick QA Vendor	Test Director	Engaged	Paula Item 2
1822653	One, CEO	Peopleclick QA Vendor	CEO1	No longer engaged	Paula Item 2
2465268	Orange1, Peter1 T	Peopleclick QA Vendor	Kvothe Timesheet Approvals	Engaged	Paula Item 2
2465268	Orange1, Peter1 T	Peopleclick QA Vendor	Kvothe Timesheet Approvals	Engaged	Paula Item 2
2465293	Springle, Patrick	Peopleclick QA Vendor	Mitzi Test Req 1 - 4/20/16	Engaged	Paula Item 2
2465293	Springle, Patrick	Peopleclick QA Vendor	Mitzi Test Req 1 - 4/20/16	Engaged	Paula Item 2

Document: VCR51 - Candidate Compliance Items List - Achieved (All)
Refreshed By: 9224\$Stephanie.Soberon



Page: 1 of 2

■ Candidate Compliance Items List - Achieved (All)

Refreshed: Friday, October 21, 2022 1:35:59 PM

Cand ID (continued)	Achieved Date
2465286	4/20/16
2465286	7/23/16
2464755	4/5/16
2464755	4/29/16
2326639	11/19/15
3261365	1/17/19
2099518	3/9/15
2099518	3/26/15
2856952	6/15/17
2802860	4/12/17
2894004	6/29/17
2712565	1/2/17
2712565	1/31/17
1822653	4/10/14
2465268	1/21/17
2465268	7/15/17
2465293	4/1/16
2465293	4/30/16

Document: VCR51 - Candidate Compliance Items List - Achieved (All)
Refreshed By: 9224\$Stephanie.Soberon



Page: 2 of 2

VCR52 - Candidate Compliance Item List - Achieved (Specific)

Description:

This report provides a list of compliance item information for specific compliance items achieved within a specified time period for the candidates of selected vendors.

Prompts:

Required: Compliance Item Achieved Date Range

Optional: Compliance Item(s), Vendor(s)

When to run:

This report should be used to get a list of candidate compliance item information you have in the system for a specific compliance item achieved date range and compliance item name. It will give you an overview of the candidates including compliance item name, and achieved date.

Report Samples:

■ Candidate Compliance Items List - Achieved (Specific)

Refreshed: Friday, October 21, 2022 1:41:43 PM

Achieved Date:

Compliance Item(s):

Vendor(s):

Cand ID	Candidate	Vendor	Job Title	Engagement Status	Compliance Item Name
2465286	20, April	Peopleclick QA Vendor	4/20 Req	Engaged	Paula Item 2
2465286	20, April	Peopleclick QA Vendor	4/20 Req	Engaged	Paula Item 2
2464755	Blackburn, Rebecca	Timesheet Redesign	Mitzi Test Req 1 - 4/19/16	Engaged	Paula Item 2
2464755	Blackburn, Rebecca	Timesheet Redesign	Mitzi Test Req 1 - 4/19/16	Engaged	Paula Item 2
2326639	Bravo, Johnny	Peopleclick QA Vendor	Kvothe Timesheet Approvals	Engaged	Paula Item 2
3261365	Cand_Comp	Peopleclick QA Vendor	Test Engineer	Engaged	Paula Item 2
2099518	Devineni, Sowmya	Peopleclick QA Vendor	CM Items	Engaged	Paula Item 2
2099518	Devineni, Sowmya	Peopleclick QA Vendor	CM Items	Engaged	Paula Item 2
2856952	Fifteen, June	Sanity- Peopleclick QA Client	New Test	Engaged	Paula Item 2
2802860	Jones, David	Peopleclick QA Vendor	Test Director	Engaged	Paula Item 2
2894004	New, User	Peopleclick QA Vendor	Compliance Tester	No longer engaged	Paula Item 2
2712565	Newwen, Testcan	Peopleclick QA Vendor	Test Director	Engaged	Paula Item 2
2712565	Newwen, Testcan	Peopleclick QA Vendor	Test Director	Engaged	Paula Item 2
1822653	One, CEO	Peopleclick QA Vendor	CEO1	No longer engaged	Paula Item 2
2465268	Orange1, Peter1 T	Peopleclick QA Vendor	Kvothe Timesheet Approvals	Engaged	Paula Item 2
2465268	Orange1, Peter1 T	Peopleclick QA Vendor	Kvothe Timesheet Approvals	Engaged	Paula Item 2
2465293	Springle, Patrick	Peopleclick QA Vendor	Mitzi Test Req 1 - 4/20/16	Engaged	Paula Item 2
2465293	Springle, Patrick	Peopleclick QA Vendor	Mitzi Test Req 1 - 4/20/16	Engaged	Paula Item 2

Document: VCR52 - Candidate Compliance Items List - Achieved (Specific)
Refreshed By: 9224\$Stephanie.Soberon



Page: 1 of 2

■ Candidate Compliance Items List - Achieved (Specific)

Refreshed: Friday, October 21, 2022 1:41:43 PM

10/1/2002 12:00:00 AM - 10/21/2022 12:00:00 AM

All Compliance Items

All Vendors

Cand ID (continued)	Achieved Date
2465286	4/20/16
2465286	7/23/16
2464755	4/5/16
2464755	4/29/16
2326639	11/19/15
3261365	1/17/19
2099518	3/9/15
2099518	3/26/15
2856952	6/15/17
2802860	4/12/17
2894004	6/29/17
2712565	1/2/17
2712565	1/31/17
1822653	4/10/14
2465268	1/21/17
2465268	7/15/17
2465293	4/1/16
2465293	4/30/18

Document: VCR52 - Candidate Compliance Items List - Achieved (Specific)
Refreshed By: 9224\$Stephanie.Soberon



Page: 2 of 2

VCR53 - Candidate Compliance Item List - Expiring (All)

Description:

This report provides a list of compliance item information for all candidate compliance items that expire within a specified time period for the candidates of selected vendors.

Prompts:

Required: Compliance Item Expiration Date Range

Optional: Vendor(s), Exclude inactive compliance from candidate

When to run:

This report should be used to get a list of compliance item information you have in the system for all candidates compliance items that expire within a specified time period for the candidates of selected vendors. It will give you an overview of the candidates including compliance item name, and expiration date.

Report Samples:

■ Candidate Compliance Items List - Expiring (All)

Refreshed: Friday, October 21, 2022 1:47:29 PM

Expiration Date: 10/1/2002 12:00:00 AM - 10/21/2022 12:00:00 AM

Vendor(s): All Vendors

Compliance

Active: All

Cand ID	Candidate	Vendor	Job Title	Compliance Item Name	Expiration Date	Days Expir
3895784	0505, Cand	Peopleclick QA Vendor	Req 0505	test item 1	5/20/22	-154
3766051	0902CM, Cand	Peopleclick QA Vendor	Req CM	test item 1	9/16/21	-400
2465286	20, April	Peopleclick QA Vendor	4/20 Req	CM Item 1.1	6/18/16	-2,316
2465286	20, April	Peopleclick QA Vendor	4/20 Req	CM Item 1.3	6/18/16	-2,316
2465286	20, April	Peopleclick QA Vendor	4/20 Req	CM Item 1.3	7/16/16	-2,286
2465286	20, April	Peopleclick QA Vendor	4/20 Req	Paula Item 1a	7/16/16	-2,286
2465286	20, April	Peopleclick QA Vendor	4/20 Req	Paula WP data item 1a	7/2/16	-2,302
2465286	20, April	Peopleclick QA Vendor	4/20 Req	Paula WP data item 1a	7/16/16	-2,286
2465286	20, April	Peopleclick QA Vendor	4/20 Req	Paula WP data item 2	6/30/16	-2,304
2464755	Blackburn, Rebecca	Timesheet Redesign	Mitzi Test Req 1 - 4/19/16	CM Item 1.1	4/13/20	-921
2464755	Blackburn, Rebecca	Timesheet Redesign	Mitzi Test Req 1 - 4/19/16	CM Item 1.3	4/22/18	-1,643
2464755	Blackburn, Rebecca	Timesheet Redesign	Mitzi Test Req 1 - 4/19/16	CM Item 1.3	4/5/19	-1,295
2464755	Blackburn, Rebecca	Timesheet Redesign	Mitzi Test Req 1 - 4/19/16	CM Item 1.3	4/20/20	-914
2464755	Blackburn, Rebecca	Timesheet Redesign	Mitzi Test Req 1 - 4/19/16	Paula Item 1a	4/12/20	-922
2464755	Blackburn, Rebecca	Timesheet Redesign	Mitzi Test Req 1 - 4/19/16	Paula WP data item 1a	4/28/20	-906
2464755	Blackburn, Rebecca	Timesheet Redesign	Mitzi Test Req 1 - 4/19/16	Paula WP data item 2	4/13/20	-921
2464755	Blackburn, Rebecca	Timesheet Redesign	Mitzi Test Req 1 - 4/19/16	test item 1	4/30/20	-904
2326639	Bravo, Johnny	Peopleclick QA Vendor	Kvothe Timesheet Approvals	CM Item 1.1	11/19/15	-2,526
2326639	Bravo, Johnny	Peopleclick QA Vendor	Kvothe Timesheet Approvals	CM Item 1.3	11/19/15	-2,526
2326639	Bravo, Johnny	Peopleclick QA Vendor	Kvothe Timesheet Approvals	Paula Item 1a	11/19/15	-2,526

Document: VCR53 - Candidate Compliance Items List - Expiring (All)
Refreshed By: 9224\$Stephanie.Soberon



Page: 1 of 8

VCR54 - Candidate Compliance Item List - Expiring (Specific)

Description:

This report provides a list of compliance item information for specific candidate compliance items that expire within a specified time period for the candidates of selected vendors.

Prompts:

Required: Compliance Item Expiration Date Range

Optional: Compliance Item(s), Vendor(s), Exclude inactive compliance from candidate

When to run:

This report should be used to get a list of compliance item information you have in the system for specific candidate compliance items that expire within a specified time period for the candidates of selected vendors. It will give you an overview of the candidates including vendor compliance item name, and expiration date.

Report Samples:

■ Candidate Compliance Items List - Expiring (Specific)

Refreshed: Friday, October 21, 2022 1:57:48 PM

Expiration Date:

Compliance Item(s):

Vendor(s):

Compliance Active:

Cand ID	Candidate	Vendor	Job Title	Compliance Item Name	Expiration Date	Days to Expire
3895784	0505, Cand	Peopleclick QA Vendor	Req 0505	test item 1	5/20/22	-154
3766051	0902CM, Cand	Peopleclick QA Vendor	Req CM	test item 1	9/16/21	-400
2465286	20, April	Peopleclick QA Vendor	4/20 Req	CM Item 1.1	6/18/16	-2,316
2465286	20, April	Peopleclick QA Vendor	4/20 Req	CM Item 1.3	6/18/16	-2,316
2465286	20, April	Peopleclick QA Vendor	4/20 Req	CM Item 1.3	7/16/16	-2,288
2465286	20, April	Peopleclick QA Vendor	4/20 Req	Paula Item 1a	7/16/16	-2,288
2465286	20, April	Peopleclick QA Vendor	4/20 Req	Paula WP data item 1a	7/2/16	-2,302
2465286	20, April	Peopleclick QA Vendor	4/20 Req	Paula WP data item 1a	7/16/16	-2,288
2465286	20, April	Peopleclick QA Vendor	4/20 Req	Paula WP data item 2	6/30/16	-2,304
2464755	Blackburn, Rebecca	Timesheet Redesign	Mitzi Test Req 1 - 4/19/16	CM Item 1.1	4/13/20	-921
2464755	Blackburn, Rebecca	Timesheet Redesign	Mitzi Test Req 1 - 4/19/16	CM Item 1.3	4/22/18	-1,643
2464755	Blackburn, Rebecca	Timesheet Redesign	Mitzi Test Req 1 - 4/19/16	CM Item 1.3	4/5/19	-1,295
2464755	Blackburn, Rebecca	Timesheet Redesign	Mitzi Test Req 1 - 4/19/16	CM Item 1.3	4/20/20	-914
2464755	Blackburn, Rebecca	Timesheet Redesign	Mitzi Test Req 1 - 4/19/16	Paula Item 1a	4/12/20	-922
2464755	Blackburn, Rebecca	Timesheet Redesign	Mitzi Test Req 1 - 4/19/16	Paula WP data item 1a	4/28/20	-906
2464755	Blackburn, Rebecca	Timesheet Redesign	Mitzi Test Req 1 - 4/19/16	Paula WP data item 2	4/13/20	-921
2464755	Blackburn, Rebecca	Timesheet Redesign	Mitzi Test Req 1 - 4/19/16	test item 1	4/30/20	-904
2326639	Bravo, Johnny	Peopleclick QA Vendor	Kvothe Timesheet Approvals	CM Item 1.1	11/19/15	-2,528
2326639	Bravo, Johnny	Peopleclick QA Vendor	Kvothe Timesheet Approvals	CM Item 1.3	11/19/15	-2,528
2326639	Bravo, Johnny	Peopleclick QA Vendor	Kvothe Timesheet Approvals	Paula Item 1a	11/19/15	-2,528

Document: VCR54 - Candidate Compliance Items List - Expiring (Specific)
 Refreshed By: 9224\$Stephanie.Soberon



Page: 1 of 8

VCR55 - Candidate Compliance Item List - Completed (All)

Description:

This report provides a list of compliance item information for all compliance items completed within a specified time period for the candidates of selected vendors.

Prompts:

Required: Compliance Item Completed Date Range

Optional: Vendor(s)

When to run:

This report should be used to get a list of compliance item information you have in the system for all compliance items completed within a specified time period for the candidates of selected vendors. It will give you an overview of the candidates including compliance item name, and completed date.

Report Samples:

Candidate Compliance Items List - Completed (All)



Refreshed: Friday, October 21, 2022 2:26:33 PM

Completed Date: 10/21/2010 12:00:00 AM - 10/21/2022 12:00:00 AM

Vendor(s): All Vendors

Cand ID	Candidate	Vendor	Job Title	Engagement Status	Compliance Item Name
30561	Abreu, Greg	Direct Sourcing Talent	Administrative Assistant	Engaged	Drug Screen
30986	Adams, Norene	ABC Temps	PLC Programmer	No longer engaged	Drug Screen
30986	Adams, Norene	ABC Temps	PLC Programmer	No longer engaged	Security Badge Request Form
30788	Alberti, Kaelyn	Premium Staffing Inc	Certified Nursing Assistant (CNA)	Engaged	Drug Screen
30788	Alberti, Kaelyn	Premium Staffing Inc	Certified Nursing Assistant (CNA)	Engaged	Orientation Sign-Off
30788	Alberti, Kaelyn	Premium Staffing Inc	Certified Nursing Assistant (CNA)	Engaged	Security Badge Request Form
30826	Alvarez, Adriana	ABC Temps	Software Engineer	No longer engaged	Drug Screen
30826	Alvarez, Adriana	ABC Temps	Software Engineer	No longer engaged	Laptop assigned at Onboarding
30826	Alvarez, Adriana	ABC Temps	Software Engineer	No longer engaged	Orientation Sign-Off
30826	Alvarez, Adriana	ABC Temps	Software Engineer	No longer engaged	Security Badge Request Form
30761	Bailey, Monica	Indigo Resources	Medical Receptionist	Engaged	Drug Screen
30761	Bailey, Monica	Indigo Resources	Medical Receptionist	Engaged	Orientation Sign-Off
30761	Bailey, Monica	Indigo Resources	Medical Receptionist	Engaged	Security Badge Request Form
30823	Barry, Jason	ABC Temps	Business Analyst	Engaged	Drug Screen
30823	Barry, Jason	ABC Temps	Business Analyst	Engaged	Laptop assigned at Onboarding
30823	Barry, Jason	ABC Temps	Business Analyst	Engaged	Orientation Sign-Off
30823	Barry, Jason	ABC Temps	Business Analyst	Engaged	Security Badge Request Form
30790	Berry, Harrison	Premium Staffing Inc	RN	Engaged	ACA Statement
30790	Berry, Harrison	Premium Staffing Inc	RN	Engaged	Background Check
30790	Berry, Harrison	Premium Staffing Inc	RN	Engaged	OIP/ EPLS Verification
31035	Boyd, Patty	Direct Sourcing Talent	RN Travel	Engaged	Background Check
31035	Boyd, Patty	Direct Sourcing Talent	RN Travel	Engaged	Drug Screen
31035	Boyd, Patty	Direct Sourcing Talent	RN Travel	Engaged	OIP/ EPLS Verification
31035	Boyd, Patty	Direct Sourcing Talent	RN Travel	Engaged	Orientation Sign-Off
31035	Boyd, Patty	Direct Sourcing Talent	RN Travel	Engaged	Security Badge Request Form
31035	Boyd, Patty	Direct Sourcing Talent	RN Travel	Engaged	Security Badge Request Form

Document: VCR55 - Candidate Compliance Items List - Completed (All)
Refreshed By: D08\$Stephanie.Soberon

Page: 1 of 34

Candidate Compliance Items List - Completed (All)



Refreshed: Friday, October 21, 2022 2:26:33 PM

Cand ID (continued)	Completed Date
30561	7/8/17
30986	12/15/17
30986	12/8/17
30788	9/13/17
30788	10/2/17
30788	10/6/17
30826	9/26/17
30826	8/30/17
30826	10/24/17
30826	9/12/17
30761	9/10/17
30761	7/30/17
30761	7/24/17
30823	10/3/17
30823	10/5/17
30823	10/4/17
30823	9/25/17
30790	7/27/17
30790	7/31/17
30790	8/1/17
31035	12/18/17
31035	12/18/17
31035	12/20/17
31035	12/18/17
31035	12/11/17
31035	12/18/17

Document: VCR55 - Candidate Compliance Items List - Completed (All)
Refreshed By: D08\$Stephanie.Soberon

Page: 2 of 34

VCR56 - Candidate Compliance Item List - Completed (Specific)

Description:

This report provides a list of compliance item information for specific compliance items completed within a specified time period for the candidates of selected vendors.

Prompts:

Required: Compliance Item Completed Date Range

Optional: Compliance Item(s), Vendor(s)

When to run:

This report should be used to get a list of compliance item information you have in the system for a specific compliance item completed within a specified time period for the candidates of selected vendors. It will give you an overview of the candidates including compliance item name, and completed date.

Report Samples:

Candidate Compliance Items List - Completed (Specific)



Refreshed: Friday, October 21, 2022 2:31:18 PM

Completed Date:

Compliance Item(s):

Vendor(s):

Cand ID	Candidate	Vendor	Job Title	Engagement Status	Compliance Item Name
30561	Abreu, Greg	Direct Sourcing Talent	Administrative Assistant	Engaged	Drug Screen
30986	Adams, Norene	ABC Temps	PLC Programmer	No longer engaged	Drug Screen
30986	Adams, Norene	ABC Temps	PLC Programmer	No longer engaged	Security Badge Request Form
30788	Alberti, Kaelyn	Premium Staffing Inc	Certified Nursing Assistant (CNA)	Engaged	Drug Screen
30788	Alberti, Kaelyn	Premium Staffing Inc	Certified Nursing Assistant (CNA)	Engaged	Orientation Sign-Off
30788	Alberti, Kaelyn	Premium Staffing Inc	Certified Nursing Assistant (CNA)	Engaged	Security Badge Request Form
30826	Alvarez, Adriana	ABC Temps	Software Engineer	No longer engaged	Drug Screen
30826	Alvarez, Adriana	ABC Temps	Software Engineer	No longer engaged	Laptop assigned at Onboarding
30826	Alvarez, Adriana	ABC Temps	Software Engineer	No longer engaged	Orientation Sign-Off
30826	Alvarez, Adriana	ABC Temps	Software Engineer	No longer engaged	Security Badge Request Form
30761	Bailey, Monica	Indigo Resources	Medical Receptionist	Engaged	Drug Screen
30761	Bailey, Monica	Indigo Resources	Medical Receptionist	Engaged	Orientation Sign-Off
30761	Bailey, Monica	Indigo Resources	Medical Receptionist	Engaged	Security Badge Request Form
30823	Barry, Jason	ABC Temps	Business Analyst	Engaged	Drug Screen
30823	Barry, Jason	ABC Temps	Business Analyst	Engaged	Laptop assigned at Onboarding
30823	Barry, Jason	ABC Temps	Business Analyst	Engaged	Orientation Sign-Off
30823	Barry, Jason	ABC Temps	Business Analyst	Engaged	Security Badge Request Form
30790	Berry, Harrison	Premium Staffing Inc	RN	Engaged	ACA Statement
30790	Berry, Harrison	Premium Staffing Inc	RN	Engaged	Background Check
30790	Berry, Harrison	Premium Staffing Inc	RN	Engaged	OIP/ EPLS Verification
31035	Boyd, Patty	Direct Sourcing Talent	RN Travel	Engaged	Background Check
31035	Boyd, Patty	Direct Sourcing Talent	RN Travel	Engaged	Drug Screen
31035	Boyd, Patty	Direct Sourcing Talent	RN Travel	Engaged	OIP/ EPLS Verification
31035	Boyd, Patty	Direct Sourcing Talent	RN Travel	Engaged	Orientation Sign-Off
31035	Boyd, Patty	Direct Sourcing Talent	RN Travel	Engaged	Security Badge Request Form

Document: VCR56 - Candidate Compliance Items List - Completed (Specif
Refreshed By: D08SStephanie.Soberon

Page: 1 of 34

Candidate Compliance Items List - Completed (Specific)



Refreshed: Friday, October 21, 2022 2:31:18 PM

10/21/2010 12:00:00 AM - 10/21/2022 12:00:00 AM

All Compliance Items

All Vendors

Cand ID (continued)	Completed Date
30561	7/8/17
30986	12/15/17
30986	12/8/17
30788	9/13/17
30788	10/2/17
30788	10/6/17
30826	9/26/17
30826	8/30/17
30826	10/24/17
30826	9/12/17
30761	9/10/17
30761	7/30/17
30761	7/24/17
30823	10/3/17
30823	10/5/17
30823	10/4/17
30823	9/25/17
30790	7/27/17
30790	7/31/17
30790	8/1/17
31035	12/18/17
31035	12/18/17
31035	12/20/17
31035	12/18/17
31035	12/11/17

Document: VCR56 - Candidate Compliance Items List - Completed (Specif
Refreshed By: D08SStephanie.Soberon

Page: 2 of 34

VCR57 - Candidate Compliance Item List - Conducted (All)

Description:

This report provides a list of compliance item information for all compliance items conducted within a specified time period for the candidates of selected vendors.

Prompts:

Required: Compliance Item Conducted Date Range

Optional: Vendor(s)

When to run:

This report should be used to get a list of compliance item information you have in the system for all compliance items conducted within a specified time period for the candidates of selected vendors. It will give you an overview of the candidates including compliance item name, and conducted date.

Report Samples:

Candidate Compliance Items List - Conducted (All)

Refreshed: Friday, October 21, 2022 2:35:24 PM



Conducted Date: 10/21/2010 12:00:00 AM - 10/21/2022 12:00:00 AM

Vendor(s): All Vendors

Cand ID	Candidate	Vendor	Job Title	Engagement Status	Compliance Item Name
30561	Abreu, Greg	Direct Sourcing Talent	Administrative Assistant	Engaged	Drug Screen
30986	Adams, Norene	ABC Temps	PLC Programmer	No longer engaged	Drug Screen
30788	Alberti, Kaelyn	Premium Staffing Inc	Certified Nursing Assistant (CNA)	Engaged	Chest X-Ray
30788	Alberti, Kaelyn	Premium Staffing Inc	Certified Nursing Assistant (CNA)	Engaged	Drug Screen
30826	Alvarez, Adriana	ABC Temps	Software Engineer	No longer engaged	Drug Screen
30761	Bailey, Monica	Indigo Resources	Medical Receptionist	Engaged	Drug Screen
30761	Bailey, Monica	Indigo Resources	Medical Receptionist	Engaged	TB Test
30823	Barry, Jason	ABC Temps	Business Analyst	Engaged	Drug Screen
30790	Berry, Harrison	Premium Staffing Inc	RN	Engaged	OIP/ EPLS Verification
31035	Boyd, Patty	Direct Sourcing Talent	RN Travel	Engaged	Drug Screen
31035	Boyd, Patty	Direct Sourcing Talent	RN Travel	Engaged	OIP/ EPLS Verification
31035	Boyd, Patty	Direct Sourcing Talent	RN Travel	Engaged	Security Badge Returned Off boarding
30667	Brown, Janet	Indigo Resources	Network Support Analyst	No longer engaged	Drug Screen
30827	Burton, Heidi	Direct Sourcing Talent	Claims Adjuster	Engaged	Drug Screen
30492	Calvert, TJ	Direct Sourcing Talent	Software Engineer	No longer engaged	Drug Screen
30831	Charles, Linus	Indigo Resources	Sorter	Engaged	Drug Screen
30874	Clarkson, Jennifer	Indigo Resources	RN- Per Diem	Engaged	Drug Screen
30874	Clarkson, Jennifer	Indigo Resources	RN- Per Diem	Engaged	OIP/ EPLS Verification
30666	Clausing, Kim	Indigo Resources	Programmer	No longer engaged	Drug Screen
30829	Conwell, Kylie	Direct Sourcing Talent	Insurance Billing Specialist	Engaged	Drug Screen
31121	Culligan, Joe	ABC Temps	Network Support Analyst	Engaged	Drug Screen
30435	Dans, Juanna	ABC Temps	RN- Per Diem	No longer engaged	Drug Screen
30435	Dans, Juanna	ABC Temps	RN- Per Diem	No longer engaged	OIP/ EPLS Verification
30647	Dans, Juanna	ABC Temps	Business Analyst	No longer engaged	Drug Screen
30647	Dans, Juanna	ABC Temps	Business Analyst	No longer engaged	Security Badge Returned Off boarding
31062	Davidson, Paul	PeopleFluent (D08) - United States	RN	Engaged	Drug Screen

Document: VCR57 - Candidate Compliance Items List - Conducted (All)
Refreshed By: D08Stephanie.Soberon

Page: 1 of 14

Candidate Compliance Items List - Conducted (All)

Refreshed: Friday, October 21, 2022 2:35:24 PM



Cand ID (continued)	Conducted Date
30561	6/29/17
30986	11/30/17
30788	9/7/17
30788	9/6/17
30826	9/13/17
30761	9/8/17
30761	6/5/17
30823	9/26/17
30790	7/27/17
31035	12/14/17
31035	12/7/17
31035	12/11/17
30667	7/2/17
30827	8/9/17
30492	5/4/17
30831	9/7/17
30874	11/21/17
30874	11/21/17
30666	7/8/17
30829	10/1/17
31121	7/1/18
30435	5/4/17
30435	1/21/17
30647	4/28/17
30647	11/24/16
31062	1/30/18

Document: VCR57 - Candidate Compliance Items List - Conducted (All)
Refreshed By: D08Stephanie.Soberon

Page: 2 of 14

VCR58 - Candidate Compliance Item List - Conducted (Specific)

Description:

This report provides a list of compliance item information for specific compliance items conducted within a specified time period for the candidates of selected vendors.

Prompts:

Required: Compliance Item Conducted Date Range

Optional: Compliance Item(s), Vendor(s)

When to run:

This report should be used to get a list of compliance item information you have in the system for a specific compliance item conducted within a specified time period for the candidates of selected vendors. It will give you an overview of the candidates including compliance item name, and conducted date.

Report Samples:

Candidate Compliance Items List - Conducted (Specific)

Refreshed: Friday, October 21, 2022 2:38:49 PM



Conducted Date:

Compliance Item(s):

Vendor(s):

Cand ID	Candidate	Vendor	Job Title	Engagement Status	Compliance Item Name
30561	Abreu, Greg	Direct Sourcing Talent	Administrative Assistant	Engaged	Drug Screen
30986	Adams, Norene	ABC Temps	PLC Programmer	No longer engaged	Drug Screen
30788	Alberti, Kaelyn	Premium Staffing Inc	Certified Nursing Assistant (CNA)	Engaged	Chest X-Ray
30788	Alberti, Kaelyn	Premium Staffing Inc	Certified Nursing Assistant (CNA)	Engaged	Drug Screen
30826	Alvarez, Adriana	ABC Temps	Software Engineer	No longer engaged	Drug Screen
30761	Bailey, Monica	Indigo Resources	Medical Receptionist	Engaged	Drug Screen
30761	Bailey, Monica	Indigo Resources	Medical Receptionist	Engaged	TB Test
30823	Barry, Jason	ABC Temps	Business Analyst	Engaged	Drug Screen
30790	Berry, Harrison	Premium Staffing Inc	RN	Engaged	OIP/ EPLS Verification
31035	Boyd, Patty	Direct Sourcing Talent	RN Travel	Engaged	Drug Screen
31035	Boyd, Patty	Direct Sourcing Talent	RN Travel	Engaged	OIP/ EPLS Verification
31035	Boyd, Patty	Direct Sourcing Talent	RN Travel	Engaged	Security Badge Returned Off boarding
30667	Brown, Janet	Indigo Resources	Network Support Analyst	No longer engaged	Drug Screen
30827	Burton, Heidi	Direct Sourcing Talent	Claims Adjuster	Engaged	Drug Screen
30492	Calvert, TJ	Direct Sourcing Talent	Software Engineer	No longer engaged	Drug Screen
30831	Charles, Linus	Indigo Resources	Sorter	Engaged	Drug Screen
30874	Clarkson, Jennifer	Indigo Resources	RN- Per Diem	Engaged	Drug Screen
30874	Clarkson, Jennifer	Indigo Resources	RN- Per Diem	Engaged	OIP/ EPLS Verification
30666	Clausing, Kim	Indigo Resources	Programmer	No longer engaged	Drug Screen
30829	Conwell, Kylie	Direct Sourcing Talent	Insurance Billing Specialist	Engaged	Drug Screen
31121	Culligan, Joe	ABC Temps	Network Support Analyst	Engaged	Drug Screen
30435	Dans, Juanna	ABC Temps	RN- Per Diem	No longer engaged	Drug Screen
30435	Dans, Juanna	ABC Temps	RN- Per Diem	No longer engaged	OIP/ EPLS Verification
30647	Dans, Juanna	ABC Temps	Business Analyst	No longer engaged	Drug Screen
30647	Dans, Juanna	ABC Temps	Business Analyst	No longer engaged	Security Badge Returned Off boarding

Document: VCR58 - Candidate Compliance Items List - Conducted (Specif

Page: 1 of 14

Refreshed By: D08\$Stephanie.Soberon

Candidate Compliance Items List - Conducted (Specific)

Refreshed: Friday, October 21, 2022 2:38:49 PM



10/21/2010 12:00:00 AM - 10/21/2022 12:00:00 AM

All Compliance Items

All Vendors

Cand ID (continued)	Conducted Date
30561	6/29/17
30986	11/30/17
30788	9/7/17
30788	9/6/17
30826	9/13/17
30761	9/8/17
30761	6/5/17
30823	9/26/17
30790	7/27/17
31035	12/14/17
31035	12/7/17
31035	12/11/17
30667	7/2/17
30827	8/9/17
30492	5/4/17
30831	9/7/17
30874	11/21/17
30874	11/21/17
30666	7/8/17
30829	10/1/17
31121	7/1/18
30435	5/4/17
30435	1/21/17
30647	4/28/17
30647	11/24/16

Document: VCR58 - Candidate Compliance Items List - Conducted (Specif

Page: 2 of 14

Refreshed By: D08\$Stephanie.Soberon

VSE01 - Engagement Overview

Description:

This report provides an aggregate view of the current status for all engagements created within a certain date range. This report will include a list of top contributors of created engagements by:

- Manager
- Vendor
- Requisition Class

This report also has a detailed breakdown of created engagements by status for all managers, vendors and root requisition classes.

Prompts:

Required: Engagement Created Date Range

Optional: Manager(s), Vendor(s), Root Req Class(es)

When to run:

This report should be used to get an overview of the engagements you have in the system created within a certain date range. It will give you a complete overview of all engagement statuses as well as report tabs broken down by manager, vendor and root req class.

Report Samples:

Engagement Overview

Refreshed: Friday, October 28, 2022 1:06:58 PM

Engt Created Between: 10/28/2021 12:00:00 AM - 10/28/2022 12:00:00 AM

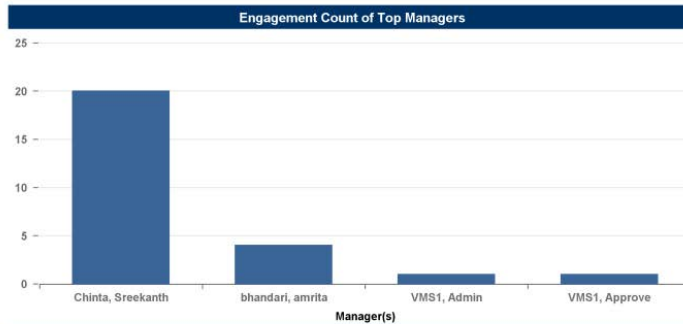
Manager(s): All Managers

Vendor(s): All Vendors

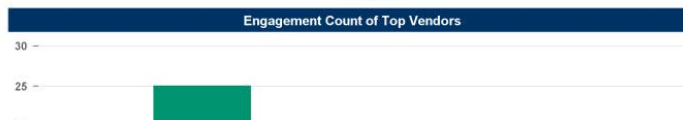
Root Req Class(es): All Root Req Classes

Overall Counts		Engagement Counts by Current Status			
Total Engts	Estimated Budget	Changes Pending	Engaged		Disengaged
			Engaged / Pend Disengage	False Start / Resigned	Good / Hired
26	191,754.58	1	18		1

Top 10 Root Req Classes	
Top 10 Root Requisition Classes	Engt Cnt
New Req Class 1	8
9226 no access	6
Medium Form	3
Sr. Director Engineering	3
Executive Staff	1
Long form class	1
QA Template	1
Quality Assurance	1
Test Level 1 Req Class	1
Test Level 4.1 Req Class	1
Total Top 10 Root Req Classes	26
(all other Root Req Classes)	0
Top 10 Root Req Classes % of Total	100.0%



Top Vendors	
Top 2 Vendors	Engt Cnt
Peopleclick QA Vendor	25
Sanity- Peopleclick QA Client	1
Total Top 2 Vendors	26



Document: VSE01 - Engagement Overview
Refreshed By: 9224\$Stephanie.Soberon

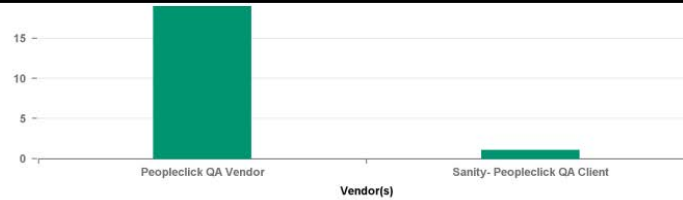


Page: 1 of 2

Engagement Overview

Refreshed: Friday, October 28, 2022 1:06:58 PM

Top Vendors	
Top 2 Vendors	Engt Cnt
(all other Vendors)	0
Top 2 Vendors % of Total	100.0%



Document: VSE01 - Engagement Overview
Refreshed By: 9224\$Stephanie.Soberon



Page: 2 of 2

Engagement Overview By Manager

Refreshed: Friday, October 28, 2022 1:06:58 PM

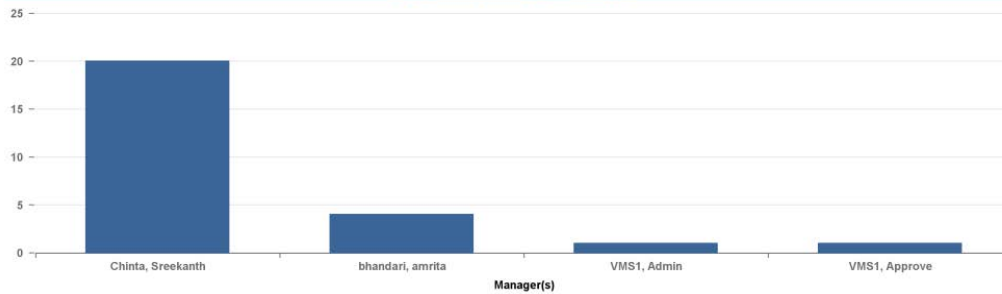
Engt Created Between: 10/28/2021 12:00:00 AM - 10/28/2022 12:00:00 AM

Manager(s): All Managers

Vendor(s): All Vendors

Root Req Class(es): All Root Req Classes

Engagement Count by Top 4 Managers



Manager(s)	Overall Counts		Engagement Counts by Current Status									
	Total Engts	Estimated Budget	Pre-Engagement			Engaged			Disengaged			
			Draft	Pend Approve / Accept	Not Approved / Rejected	Draft	Changes Pending	Engaged / Pend Disengage	Draft	False Start / Resigned	Good / Hired	Terminated / Poor
(all managers)	26	191,754.58		1		5	1	18			1	
bhandari, amrita	4	£15,643						4				
Chinta, Sreekanth	20	165,961.83		1		5		13			1	
VMS1, Admin	1	£5,350						1				
VMS1, Approve	1	£4,800					1					

Document: VSE01 - Engagement Overview
Refreshed By: 9224\$Stephanie.Soberon



Page: 1 of 1

Engagement Overview By Vendor

Refreshed: Friday, October 28, 2022 1:06:58 PM

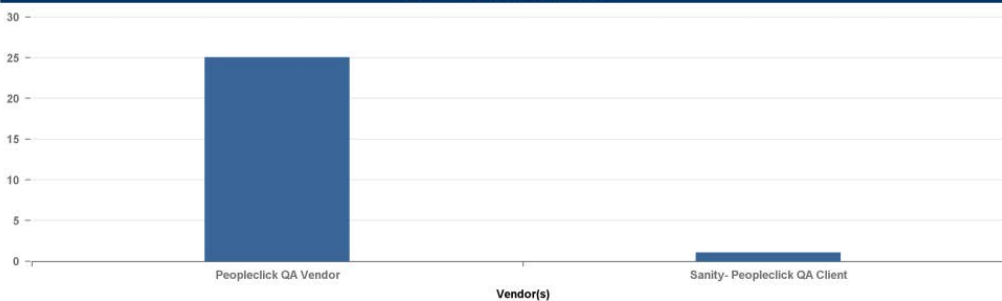
Engt Created Between: 10/28/2021 12:00:00 AM - 10/28/2022 12:00:00 AM

Manager(s): All Managers

Vendor(s): All Vendors

Root Req Class(es): All Root Req Classes

Engagement Count by Top 2 Vendors



Vendor(s)	Overall Counts		Engagement Counts by Current Status									
	Total Engts	Estimated Budget	Pre-Engagement			Engaged			Disengaged			
			Draft	Pend Approve / Accept	Not Approved / Rejected	Draft	Changes Pending	Engaged / Pend Disengage	Draft	False Start / Resigned	Good / Hired	Terminated / Poor
(all vendors)	26	191,754.58		1		5	1	18			1	
Peopleclick QA Vendor	25	185,754.57		1		5	1	17			1	
Sanity- Peopleclick QA Client	1	£6,000						1				

Document: VSE01 - Engagement Overview
Refreshed By: 9224\$Stephanie.Soberon



Page: 1 of 1

Engagement Overview By Root Req Class

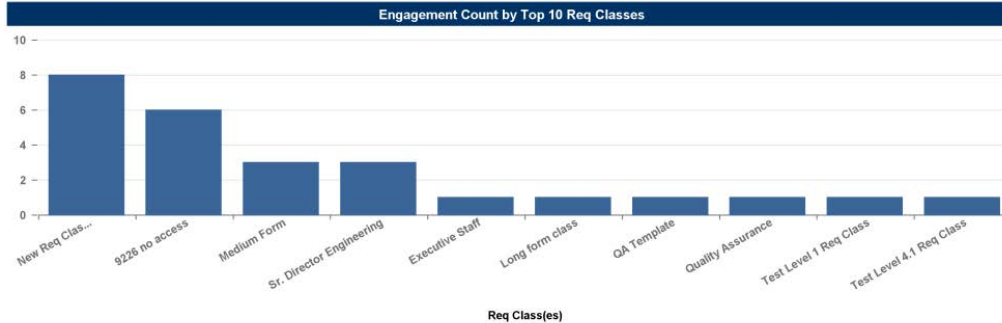
Refreshed: Friday, October 28, 2022 1:06:58 PM

Engt Created Between: 10/28/2021 12:00:00 AM - 10/28/2022 12:00:00 AM

Manager(s): All Managers

Vendor(s): All Vendors

Root Req Class(es): All Root Req Classes



Root Requisition Class	Overall Counts		Engagement Counts by Current Status									
	Total Engts	Estimated Budget	Pre-Engagement			Engaged			Disengaged			
			Draft	Pend Approve / Accept	Not Approved / Rejected	Draft	Changes Pending	Engaged / Pend Disengage	Draft	False Start / Resigned	Good / Hired	Terminated / Poor
(all root requisition classes)	26	191,754.58		1		5	1	18			1	
9226 no access	6	£53,741				2		3			1	
Executive Staff	1	\$8,594						1				
Long form class	1	\$4,100						1				
Medium Form	3	£48,143					1	2				
New Req Class 1	8	£26,236		1		1		6				
QA Template	1	£8,857						1				
Quality Assurance	1	£4,950						1				

Document: VSE01 - Engagement Overview
Refreshed By: 9224SSStephanie.Soberon



Page: 1 of 2

Engagement Overview By Root Req Class

Refreshed: Friday, October 28, 2022 1:06:58 PM

Root Requisition Class	Overall Counts		Engagement Counts by Current Status									
	Total Engts	Estimated Budget	Pre-Engagement			Engaged			Disengaged			
			Draft	Pend Approve / Accept	Not Approved / Rejected	Draft	Changes Pending	Engaged / Pend Disengage	Draft	False Start / Resigned	Good / Hired	Terminated / Poor
(all root requisition classes)	26	191,754.58		1		5	1	18			1	
Sr. Director Engineering	3	\$18,834				2		1				
Test Level 1 Req Class	1	£13,350						1				
Test Level 4.1 Req Class	1	£4,950						1				

Document: VSE01 - Engagement Overview
Refreshed By: 9224SSStephanie.Soberon



Page: 2 of 2

VSE02 - Engagement Overview with Region

Description:

This report provides an aggregate view of the current status for all engagements created within a certain date range. This report will include a list of top contributors of created engagements by:

- Region
- Vendor
- Requisition Class

This report also has a detailed breakdown of created engagements by status for all regions, vendors and root requisition classes.

Prompts:

Required: Engagement Created Date Range

Optional: Region(s), Vendor(s), Root Req Class(es)

When to run:

This report should be used to get an overview of the engagements you have in the system created within a certain date range. It will give you a complete overview of all engagement statuses as well as report tabs broken down by region, vendor and root req class.

Report Samples:

Engagement Overview with Region

Refreshed: Friday, October 28, 2022 2:30:10 PM

Engt Created Between: 10/28/2020 12:00:00 AM - 10/28/2022 12:00:00 AM
 Region(s): All Regions
 Vendor(s): All Vendors
 Root Req Class(es): All Root Req Classes

Overall Counts		Engagement Counts by Current Status									
Total Engts	Estimated Budget	Pre-Engagement			Engaged			Disengaged			
		Draft	Pend Approval / Acceptance	Not Approved / Rejected	Draft	Changes Pending	Engaged / Pend Disengage	Draft	False Start / Resigned	Good / Hired	Terminated / Poor
79	3,799,003.01	6			7	1	59	6			

Top Regions

Top 3 Regions	Engt Cnt
Sanity- Peopleclick QA Client	72
Timesheet Redesign	5
Client 3 Testing	2
Total Top 3 Regions	79
(all other Regions)	0

Top 3 Regions % of Total 100.0%

Top Vendors

Top 2 Vendors	Engt Cnt
Peopleclick QA Vendor	74
Sanity- Peopleclick QA Client	5
Total Top 2 Vendors	79
(all other Vendors)	0

Top 2 Vendors % of Total 100.0%

Top Root Req Classes

Top 5 Root Requisition Classes	Engt Cnt
New Req Class 1	20
9226 no access	15
Quality Assurance	11
Medium Form	9
Test Level 2.1 Req Class	4
Total Top 5 Root Req Classes	59
(all other Root Req Classes)	20

Top 5 Root Req Classes % of Total 74.7%

Document: VSE02 - Engagement Overview with Region
 Refreshed By: 9224\$Stephanie.Soberon



Page: 1 of 1

Engagement Overview By Region

Refreshed: Friday, October 28, 2022 2:30:10 PM

Engt Created Between: 10/28/2020 12:00:00 AM - 10/28/2022 12:00:00 AM
 Region(s): All Regions
 Vendor(s): All Vendors
 Root Req Class(es): All Root Req Classes

Regions	Overall Counts		Engagement Counts by Current Status									
	Total Engts	Estimated Budget	Pre-Engagement			Engaged			Disengaged			
			Draft	Pend Approve / Accept	Not Approved / Rejected	Draft	Changes Pending	Engaged / Pend Disengage	Draft	False Start / Resigned	Good / Hired	Terminated / Poor
(all regions)	79	3,799,003.01	6			7	1	59	6			
Client 3 Testing	2	\$11,814				2						
Sanity- Peopleclick QA Client	72	£3,752,218	6			5	1	54	6			
Timesheet Redesign	5	\$34,971				2		3				

Document: VSE02 - Engagement Overview with Region
 Refreshed By: 9224\$Stephanie.Soberon



Page: 1 of 1

Engagement Overview By Vendor

Refreshed: Friday, October 28, 2022 2:30:10 PM

Engt Created Between: 10/28/2020 12:00:00 AM - 10/28/2022 12:00:00 AM
 Region(s): All Regions
 Vendor(s): All Vendors
 Root Req Class(es): All Root Req Classes

Vendors	Overall Counts		Engagement Counts by Current Status									
	Total Engts	Estimated Budget	Pre-Engagement			Engaged			Disengaged			
			Draft	Pend Approve / Accept	Not Approved / Rejected	Draft	Changes Pending	Engaged / Pend Disengage	Draft	False Start / Resigned	Good / Hired	Terminated / Poor
(all vendors)	79	3,799,003.0		6		7	1	59			6	
Peopleclick QA Vendor	74	3,770,671		6		7	1	54			6	
Sanity- Peopleclick QA Client	5	£28,332						5				

Document: VSE02 - Engagement Overview with Region
 Refreshed By: 9224\$Stephanie.Soberon



Page: 1 of 1

Engagement Overview By Root Req Class

Refreshed: Friday, October 28, 2022 2:30:10 PM

Engt Created Between: 10/28/2020 12:00:00 AM - 10/28/2022 12:00:00 AM
 Region(s): All Regions
 Vendor(s): All Vendors
 Root Req Class(es): All Root Req Classes

Root Requisition Class	Overall Counts		Engagement Counts by Current Status									
	Total Engts	Estimated Budget	Pre-Engagement			Engaged			Disengaged			
			Draft	Pend Approve / Accept	Not Approved / Rejected	Draft	Changes Pending	Engaged / Pend Disengage	Draft	False Start / Resigned	Good / Hired	Terminated / Poor
(all root requisition classes)	79	3,799,003.0		6		7	1	59			6	
9226 no access	15	£122,253		2		2		9			2	
Certs 494	1	£6,736						1				
Director	1	\$7,543						1				
Executive Staff	1	\$8,594						1				
Long form class	2	\$11,814						2				
Medium Form	9	£64,888		1		1		7				
New Req Class 1	20	£101,027		1		2		15			2	
QA 12222	1	£4,050						1				
QA Template	1	£8,857						1				
Qa test122003	1	£7,845						1				
Quality Assurance	11	£3,322,163		2		1		6			2	
Sr. Director Engineering	3	\$18,634				2		1				
Test Level 1 Req Class	3	£34,909						3				
Test Level 2.1 Req Class	4	£30,927						4				
Test Level 4.1 Req Class	2	£11,521						2				
Test Req Release	2	£14,114						2				
Use Req Approval	2	£22,927						2				

Document: VSE02 - Engagement Overview with Region
 Refreshed By: 9224\$Stephanie.Soberon



Page: 1 of 1

VSE10 - Active Engagement Summary

Description:

This report provides a summary of key engagement information for all currently active engagements. Includes graphs for Engagements by Length (in weeks) and Engagements by Estimated Budget.

Prompts:

Optional: Manager(s), Vendor(s)

When to run:

This report should be used to get a summary of key engagement information for all currently active engagements you have in the system. It will give you a complete overview of all active engagement, including graphs for Engagements by Length (in weeks) and Engagements by Estimated Budget.

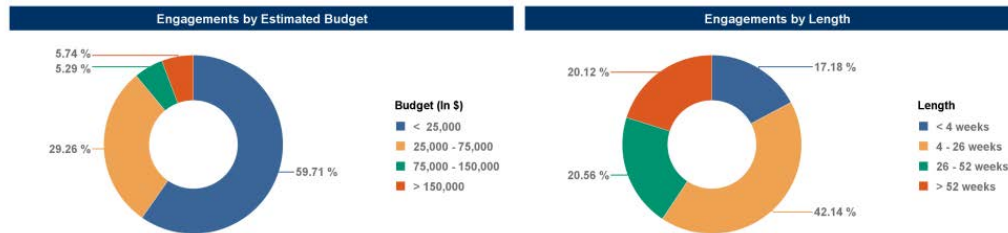
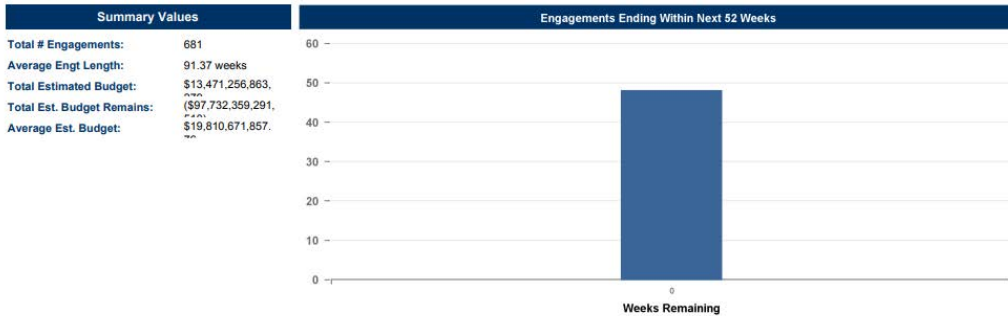
Report Samples:

Active Engagement Summary

Refreshed: Friday, October 28, 2022 2:45:09 PM

Manager(s): All Managers

Vendor(s): All Vendors



Document: VSE10 - Active Engagement Summary
Refreshed By: 9224\$Stephanie.Soberon



Page: 1 of 2

Active Engagement Summary

Refreshed: Friday, October 28, 2022 2:45:09 PM

Manager(s): All Managers

Vendor(s): All Vendors

Total # Engagements: 681
Average Engt Length: 91.37 weeks
Total Estimated Budget: \$13,471,256,863.
Total Est. Budget Remains: (\$97,732,359,291.
Average Est. Budget: \$19,810,671,858

Sort Order: Manager, Candidate Status, Engt Thru

Engt ID	Req Title	Manager	Vendor Name	Candidate Name	Engt Start	Engt Thru	Engt Weeks	Estimated Budget	Est Budget Remains
416833	Tester	Adams, Peter	Peopleclick QA Vendor	Martweve, Newven	29 Jul 13	31 Jan 14	26.71	\$26,714	(\$455,857)
448690	Test	Adams, Peter	Peopleclick QA Vendor	Cand, Marcan	24 Feb 14	24 Sep 14	30.43	\$30,429	(\$422,143)
475458	Tester	Adams, Peter	Sanity- Peopleclick QA Client	Cand, Client	28 Jul 14	01 Dec 14	18.14	\$17,349	(\$394,385)
616046	test	Adams, Peter	Peopleclick QA Vendor	TTTester, New	31 Oct 16	28 Feb 17	17.29	\$40,449	(\$690,968)
625582	Analyst	Adams, Peter	Peopleclick QA Vendor	Cannew, David	02 Jan 17	02 Jun 17	21.71	\$39,520	(\$512,980)
622670	Test Director	Adams, Peter	Peopleclick QA Vendor	Newven, Testcan	05 Dec 16	16 Jun 17	27.71	\$33,257	(\$335,829)
625596	Tester	Adams, Peter	Peopleclick QA Vendor	Testcan, Darrell	02 Jan 17	30 Jun 17	25.71	\$36,000	(\$389,000)
625601	Tester	Adams, Peter	Peopleclick QA Vendor	Smart, Harmoni	02 Jan 17	30 Jun 17	25.71	\$36,000	(\$389,000)
643369	New Test	Adams, Peter	Sanity- Peopleclick QA Client	Fifteen, June	29 May 17	29 Dec 17	30.71	\$55,286	(\$453,343)
677949	QA Manager	Adams, Peter	Peopleclick QA Vendor	Pooh, David	26 Feb 18	31 May 18	13.57	\$52,928	(\$896,998)
668084	Test Analyst	Adams, Peter	Peopleclick QA Vendor	Smith, Harmoni	27 Nov 17	27 Jun 18	30.43	\$71,203	(\$529,175)
734038	QA : Manager	Adams, Peter	Peopleclick QA Vendor	PassCand, New	01 Jul 19	01 Nov 19	17.71	\$23,029	(\$202,614)
84339	c2 Lonng	admin, c2	Peopleclick QA Vendor	Candidate10:18:46, vendor	01 Sep 05	01 Dec 05	13.14	\$23,657	(\$1,587,600)
220465	link ts to exp	admin, c2	QA Client 1-3 Vendor	vcand1, exp link	01 May 09	31 Dec 09	35	\$21,000	(\$401,400)
41619	1123 Double	Admin, Client	Sanity- Peopleclick QA Client	QA1123, Test	20 Nov 03	30 Jan 03	-41.86	(\$33,486)	(\$824,000)
39967	Timesheet QA	Admin, Client	Sanity- Peopleclick QA Client	Sheet1, Time	01 Nov 03	31 Dec 03	8.71	\$6,971	(\$785,714)
39968	Timesheet QA	Admin, Client	Sanity- Peopleclick QA Client	Sheet2, Time	01 Nov 03	31 Dec 03	8.71	\$6,971	(\$785,714)
43614	test123 1122	Admin, Client	Sanity- Peopleclick QA Client	2Doe, 2Jane	20 Dec 03	20 Mar 04	13.14	\$13,669	(\$1,009,554)

Document: VSE10 - Active Engagement Summary
Refreshed By: 9224\$Stephanie.Soberon



Page: 1 of 29

VSE11 - Engagement Summary - Active Between

Description:

This report provides a summary of key engagement information for all engagements active between a specified date range. Includes graphs for Engagements by Length (in weeks) and Engagements by Estimated Budget.

Prompts:

Required: Engagement Active Date Range

Optional: Manager(s), Vendor(s)

When to run:

This report should be used to get a summary of key engagement information you have in the system for all engagements active between a specified date range. It will give you a complete overview of the active engagements, including graphs for Engagements by Length (in weeks) and Engagements by Estimated Budget.

Report Samples:

VSE12 - Engagement Summary - Starting Between

Description:

This report provides a summary of key engagement information for all engagements with an engagement start date between a specified date range. Includes graphs for Engagements by Length (in weeks) and Engagements by Estimated Budget.

Prompts:

Required: Engagement Starting Date Range

Optional: Manager(s), Vendor(s)

When to run:

This report should be used to get a summary of key engagement information for all engagements you have in the system with an engagement start date between a specified date range. It will give you a complete overview of the engagements, including graphs for Engagements by Length (in weeks) and Engagements by Estimated Budget.

Report Samples:

VSE13 - Engagement Summary - Ending Between

Description:

This report provides a summary of key engagement information for all engagements with an engagement through date between a specified date range. Includes graphs for Engagements by Length (in weeks) and Engagements by Estimated Budget.

Prompts:

Required: Engagement Ending Date Range

Optional: Manager(s), Vendor(s)

When to run:

This report should be used to get a summary of key engagement information for all engagements you have in the system with an engagement through date between a specified date range. It will give you a complete overview of the engagements, including graphs for Engagements by Length (in weeks) and Engagements by Estimated Budget

Report Samples:

VSE14 - Engagement Summary - Created Last Week

Description:

This report provides a summary of key engagement information for all engagements created during the last calendar week. Includes graphs for Engagements by Time to Fill (in days) and Engagements by Length (in weeks).

Prompts:

Optional: None

When to run:

This report should be used to get a summary of key engagement information you have in the system for all engagements created during the last calendar week. It will give you a complete overview of the engagements, including graphs for Engagements by Time to Fill (in days) and Engagements by Length (in weeks).

Report Samples:

■ Engagement Summary - Created Last Week

Refreshed: Monday, November 21, 2022 11:27:12 AM

Total # Engagements: 1
 Avg Time to Fill: 0
 Median Time to Fill: 0

Engagements by Time to Fill (days)

< 8 days	1	100%
8 - 21 days	0	0%
22 - 45 days	0	0%
> 45 days	0	0%

Engagements by Length (weeks)

< 4 weeks	0	0%
4 - 8 weeks	1	100%
8 - 25 weeks	0	0%
> 25 weeks	0	0%

Sort Order: Manager, Req ID

Req ID	Req Title	Cand ID	Cand Name	Vendor	Manager	Req Opened	Engt Created	Time To Fill	Engt Start	Engt Length (weeks)
698290	Req 1117	4035407	1117, Cand	Peopleclick QA Vendor	Chinta, Sreekanth	17 Nov 22	17 Nov 22	0	31 Oct 22	6

Document: VSE14 - Engagement Summary - Created Last Week
 Refreshed By: 9224\$Stephanie.Soberon



Page: 1 of 1

VSE20 - Engagement Detail

Description:

This report provides detailed information on selected engagements including key attributes of the engagement and candidate, the active billing rules of the engagement, an engagement extension summary and the most recent status change history.

Prompts:

Optional: Engagement Status(es), Manager(s), Vendor(s)

When to run:

This report should be used to get detailed information on selected engagements you have in the system. It will give you a complete overview of the engagement, including key attributes of the engagement and candidate, the active billing rules of the engagement, an engagement extension summary and the most recent status change history.

Report Samples:

Engagement Detail

Refreshed: Tuesday, November 22, 2022 11:42:39 AM

Req ID - Title 668465 - Req 1111
Engagement ID 810626

Engagement Information

Current Engagement Status Engaged
Start - Through Date 01 Nov 21 - 03 Dec 21
Engt Duration (weeks) 4.71
Engt Reports To (LMF) Chinta, Sreekanth
Location Houston
Building / Floor
Engt Type Contract
Root Req Class Medium Form
Cost Center Name NandMoor CC
GL Name QA/GLD1
Engt Created Date (By) 11 Nov 21 04:03 PM (Chinta, Sreekanth)

Candidate Information

(Cand ID) Candidate Name (3802123) VMS1, Both CandUser V
Current Candidate Status Engaged
Candidate Email BCU@devnull.peoplefluent.com
Candidate Submitted 11 Nov 21 04:00 PM
Vendor Name Peopleclick QA Vendor
Vendor Contact pc_Chinta, Sreekanth

Candidate Timesheet Settings

Manually apply billing rules Yes
Can associate projects No
Is timesheet approver Yes
Is time entry proxy Yes

Billing Rules / Rates

Estimated Budget: £4,950

Billing Rule Name	Base Rule	Current Client Rate	Current Rate Effective Date
VMS Base Rate	Y	21.00	01 Nov 21
Overtime	N	25.20	01 Nov 21
Standard	N	21.00	01 Nov 21

Engagement Extensions

total: 0

Date of Extension	Extended To	Weeks Added	New Duration
11 Nov 21 04:04 PM	03 Dec 21	(original)	4.71

Most Recent Status Changes

total: 4

Status Changed	Status	Changed by
11 Nov 21 04:03 PM	Engagement Draft	Chinta, Sreekanth
11 Nov 21 04:04 PM	Engt Pending Approval	Chinta, Sreekanth
11 Nov 21 04:05 PM	Engt Pend Acceptance	Chinta, Sreekanth
11 Nov 21 04:05 PM	Engaged	pc_Chinta, Sreekanth

Document: VSE20 - Engagement Detail
Refreshed By: 92248Stephanie.Soberon



age: 1,000 of 1,026

VSE21 - Engagement Detail - Req ID(s)

Description:

This report provides detailed information on engagements for the specified requisition id(s), including key attributes of the engagement and candidate, the active billing rules of the engagement, an engagement extension summary and the most recent status change history.

Prompts:

Required: Requisition ID(s)

When to run:

This report should be used to get detailed information on engagements you have in the system for a specified requisition id(s). It will give you a complete overview of the engagement, including key attributes of the engagement and candidate, the active billing rules of the engagement, an engagement extension summary and the most recent status change history.

Report Samples:

Engagement Detail - Req ID(s)

Refreshed: Monday, November 28, 2022 10:22:00 AM

Req ID(s): 668465

Req ID - Title **668465 - Req 1111**
Engagement ID 810626

Engagement Information

Current Engagement Status **Engaged**
Start - Through Date **01 Nov 21 - 03 Dec 21**
Engt Duration (weeks) 4.71
Engt Reports To (LMF) Chinta, Sreekanth
Location Houston
Building / Floor
Engt Type Contract
Root Req Class Medium Form
Cost Center Name NandMoor CC
GL Name QAGL01
Engt Created Date (By) 11 Nov 21 04:03 PM (Chinta, Sreekanth)

Candidate Information

(Cand ID) Candidate Name **(3802123) VMS1, Both CandUser V**
Current Candidate Status **Engaged**
Candidate Email BCU@devnull.peoplefluent.com
Candidate Submitted 11 Nov 21 04:00 PM
Vendor Name Peopleclick QA Vendor
Cand Vendor Sales Contact pc_Chinta, Sreekanth

Candidate Timesheet Settings

Manually apply billing rules Yes
Can associate projects No
Is timesheet approver Yes
Is time entry proxy Yes

Billing Rules / Rates

Estimated Budget: £4,950

Billing Rule Name	Base Rule	Current Client Rate	Current Rate Effective Date
VMS Base Rate	Y	21.00	01 Nov 21
Overtime	N	25.20	01 Nov 21
Standard	N	21.00	01 Nov 21

Engagement Extensions

total: 0

Date of Extension	Extended To	Weeks Added	New Duration
11 Nov 21 04:04 PM	03 Dec 21	(original)	4.71

Most Recent Status Changes

total: 4

Status Changed	Status	Changed by
11 Nov 21 04:03 PM	Engagement Draft	Chinta, Sreekanth
11 Nov 21 04:04 PM	Engt Pending Approval	Chinta, Sreekanth
11 Nov 21 04:05 PM	Engt Pend Acceptance	Chinta, Sreekanth
11 Nov 21 04:05 PM	Engaged	pc_Chinta, Sreekanth

Document: VSE21 - Engagement Detail - Req ID(s)
Refreshed By: 9224\$Stephanie.Soberon



Page: 1 of 1

VSE30 - Active Engagements List

Description:

This report provides a list of active engagements including comprehensive engagement attribute information and engagement custom fields.

Prompts:

Optional: Manager(s), Vendor(s)

When to run:

This report should be used to get a list of active engagements you have in the system. It will give you an overview of the engagement, including comprehensive engagement attribute information and engagement custom fields.

Report Samples:

■ Active Engagements List						
Refreshed: Monday, November 28, 2022 10:38:57 AM						
Req ID	Req Title	Cand ID	Candidate Name	Vendor Name	Engt ID	Current Engagement Status
660327	New Req Class 1	3759950	Res1, Cand	Peopleclick QA Vendor	801686	Engagement Draft
660327	New Req Class 1	3759950	Res1, Cand	Peopleclick QA Vendor	801687	Engaged
661281	Req 0902	3766026	0902, Cand	Peopleclick QA Vendor	802896	Engaged
661284	Req CM	3766051	0902CM, Cand	Peopleclick QA Vendor	802899	Engaged
661289	Medium Form	3766059	Resource, Cand	Peopleclick QA Vendor	802900	Engaged
662942	Req MLA	3770056	MLAR1, Cand	Peopleclick QA Vendor	803744	Engaged
662942	Req MLA	3770056	MLAR1, Cand	Peopleclick QA Vendor	803748	Engaged
662942	Req MLA	3770057	MLAR3, Cand	Peopleclick QA Vendor	803745	Engaged
662947	Medium Form	3770059	MLA, Resource	Peopleclick QA Vendor	803747	Engaged
663568	Req 0917	3773537	0917, Cand	Peopleclick QA Vendor	804502	Engaged
663831	Req 0921	3775629	0921, Cand C	Peopleclick QA Vendor	804909	Engaged
663941	Req TT 0922	3776930	Ti0922, Cand T	Peopleclick QA Vendor	805106	Engaged
665423	Req 1007	3784757	1007, Cand	Peopleclick QA Vendor	807268	Engaged
665978	Requisition T1014	3788652	1014, Cand	Peopleclick QA Vendor	807967	Engaged
666548	Req 1022	3792434	1022, Cand	Peopleclick QA Vendor	808750	Engaged
667253	Req 1028	3795437	1028, Cand	Peopleclick QA Vendor	809302	Engaged
668465	Req 1111	3802123	VMS1, Both CandUser V	Peopleclick QA Vendor	810626	Engaged
670817	Req 1207	3813009	120721, Cand	Peopleclick QA Vendor	812828	Engaged
675145	Req 0127	3837915	0127, Cand	Peopleclick QA Vendor	819320	Engaged
676040	Req 0210	3846757	0210, Cand	Peopleclick QA Vendor	820430	Engaged
676898	Req 0224	3854511	0224, Cand	Peopleclick QA Vendor	821502	Engaged

Document: VSE30 - Active Engagements List
Refreshed By: 9224\$Stephanie.Soberon

VectorVMS

Page: 22 of 30

Active Engagements List

Refreshed: Monday, November 28, 2022 10:38:57 AM

Cand ID (continued)	Start Date	End Date	Days to Expire	Engt Length in Days	# of Extensions	Reports To	Engt Created By	Engt Created Date	Vendor Accepted By	Client Rate
3759950	02 Aug 21	10 Sep 21	-444	40	0	VMS1, Create User	VMS1, Admin	22 Aug 21	pc_Chinta, Sreekanth	£32.00
3759950	09 Aug 21	10 Sep 21	-444	33	0	VMS1, Create User	VMS1, Admin	22 Aug 21	pc_Chinta, Sreekanth	£34.00
3766026	23 Aug 21	01 Oct 21	-423	40	0	Chinta, Sreekanth	Chinta, Sreekanth	02 Sep 21	pc_Chinta, Sreekanth	£32.00
3766051	30 Aug 21	08 Oct 21	-416	40	0	Chinta, Sreekanth	Chinta, Sreekanth	02 Sep 21	pc_Chinta, Sreekanth	£33.00
3766059	29 Aug 21	17 Sep 21	-437	20	0	Chinta, Sreekanth	Chinta, Sreekanth	02 Sep 21	pc_Chinta, Sreekanth	£5.00
3770056	30 Aug 21	08 Oct 21	-416	40	0	VMS1, Create User	Chinta, Sreekanth	11 Sep 21	pc_Chinta, Sreekanth	£23.00
3770056	06 Sep 21	08 Oct 21	-416	33	0	VMS1, Create User	VMS1, Admin	11 Sep 21	pc_Chinta, Sreekanth	£25.75
3770057	30 Aug 21	08 Oct 21	-416	40	0	VMS1, Create User	Chinta, Sreekanth	11 Sep 21	pc_Chinta, Sreekanth	£32.00
3770059	30 Aug 21	30 Sep 21	-424	32	0	VMS1, Create User	Chinta, Sreekanth	11 Sep 21	pc_Chinta, Sreekanth	£8.00
3773537	30 Aug 21	01 Oct 21	-423	33	0	Chinta, Sreekanth	Chinta, Sreekanth	17 Sep 21	pc_Chinta, Sreekanth	£25.00
3775629	06 Sep 21	01 Oct 21	-423	26	0	VMS1, Create User	Chinta, Sreekanth	21 Sep 21	pc_Chinta, Sreekanth	£22.00
3776930	06 Sep 21	07 Jan 22	-325	124	0	VMS1, Approve	Chinta, Sreekanth	22 Sep 21	pc_Chinta, Sreekanth	£21.00
3784757	27 Sep 21	05 Nov 21	-388	40	0	VMS1, Admin	VMS1, Admin	07 Oct 21	pc_Chinta, Sreekanth	£23.00
3788652	04 Oct 21	30 Oct 21	-394	27	0	Chinta, Sreekanth	Chinta, Sreekanth	14 Oct 21	pc_Chinta, Sreekanth	£21.00
3792434	04 Oct 21	05 Nov 21	-388	33	0	Chinta, Sreekanth	Chinta, Sreekanth	22 Oct 21	pc_Chinta, Sreekanth	£21.00
3795437	11 Oct 21	05 Nov 21	-388	26	0	Chinta, Sreekanth	Chinta, Sreekanth	28 Oct 21	pc_Chinta, Sreekanth	£21.00
3802123	01 Nov 21	03 Dec 21	-360	33	0	Chinta, Sreekanth	Chinta, Sreekanth	11 Nov 21	pc_Chinta, Sreekanth	£21.00
3813009	29 Nov 21	31 Dec 21	-332	33	3	Chinta, Sreekanth	Chinta, Sreekanth	07 Dec 21	pc_Chinta, Sreekanth	£25.50
3837915	10 Jan 22	05 Feb 22	-296	27	0	VMS1, Admin	Chinta, Sreekanth	27 Jan 22	pc_Chinta, Sreekanth	£21.34
3846757	07 Feb 22	30 Apr 22	-212	83	0	Chinta, Sreekanth	Chinta, Sreekanth	10 Feb 22	pc_Chinta, Sreekanth	£21.00
3854511	07 Feb 22	09 Sep 22	-80	215	0	Chinta, Sreekanth	Chinta, Sreekanth	24 Feb 22	pc_Chinta, Sreekanth	£25.00

Document: VSE30 - Active Engagements List
Refreshed By: 9224\$Stephanie.Soberon



Page: 23 of 30

Active Engagements List

Refreshed: Monday, November 28, 2022 10:38:57 AM

Cand ID (continued)	Location Name	City	State	1	Custom Field list test	Custom Field Date Test	4	Client Region
3759950	San Diego	RaleighSan Diego	CA					Sanity- Peopleclick QA Client
3759950	San Diego	RaleighSan Diego	CA					Sanity- Peopleclick QA Client
3766026	Raleigh				Item 1			Sanity- Peopleclick QA Client
3766051	Test spring	Hartford	CT					Timesheet Redesign
3766059	Raleigh							Sanity- Peopleclick QA Client
3770056	San Diego	RaleighSan Diego	CA		Item 1			Sanity- Peopleclick QA Client
3770056	San Diego	RaleighSan Diego	CA		Item 1			Sanity- Peopleclick QA Client
3770057	San Diego	RaleighSan Diego	CA		Item 1			Sanity- Peopleclick QA Client
3770059	Raleigh							Sanity- Peopleclick QA Client
3773537	San Diego	RaleighSan Diego	CA		Item 1			Sanity- Peopleclick QA Client
3775629	San Diego	RaleighSan Diego	CA		Item 1			Sanity- Peopleclick QA Client
3776930	San Diego	RaleighSan Diego	CA		Item 1			Sanity- Peopleclick QA Client
3784757	San Diego	RaleighSan Diego	CA		Item 1			Sanity- Peopleclick QA Client
3788652	San Diego	RaleighSan Diego	CA		Item 1			Sanity- Peopleclick QA Client
3792434	San Diego	RaleighSan Diego	CA		Item 1			Sanity- Peopleclick QA Client
3795437	San Diego	RaleighSan Diego	CA		Item 1			Sanity- Peopleclick QA Client
3802123	Houston	Houston	TX		Item 1			Sanity- Peopleclick QA Client
3813009	Houston	Houston	TX		Item 1			Sanity- Peopleclick QA Client
3837915	Houston	Houston	TX		Item 1			Sanity- Peopleclick QA Client
3846757	Raleigh				Item 1			Sanity- Peopleclick QA Client
3854511	San Diego	RaleighSan Diego	CA		Item 1			Sanity- Peopleclick QA Client

Document: VSE30 - Active Engagements List
Refreshed By: 9224\$Stephanie.Soberon



Page: 24 of 30

VSE31 - Active Engagements Logistics List

Description:

This report provides a list of active engagements with the engagement logistics information attached to the engagement.

Prompts:

Optional: Manager(s), Vendor(s)

When to run:

This report should be used to get a list of active engagements you have in the system. It will give you an overview of the engagement, including logistics information and engagement custom fields, if applicable.

Report Samples:

■ Active Engagement Logistics List						
Refreshed: Monday, November 28, 2022 10:58:03 AM						
Cand ID	Engt ID	Candidate	Vendor	Req Title	Engt Start Date	Engt Through Date
3759951	801688	Resource, Clint	Sanity- Peopleclick QA Client	New Req Class 1	02 Aug 21	10 Sep 21
3759951	801689	Resource, Clint	Sanity- Peopleclick QA Client	New Req Class 1	30 Aug 21	10 Sep 21
3759951	801750	Resource, Clint	Sanity- Peopleclick QA Client	New Req Class 1	02 Aug 21	03 Sep 21
3766026	802896	0902, Cand	Peopleclick QA Vendor	Req 0902	23 Aug 21	01 Oct 21
3766051	802899	0902CM, Cand	Peopleclick QA Vendor	Req CM	30 Aug 21	08 Oct 21
3766059	802900	Resource, Cand	Peopleclick QA Vendor	Medium Form	29 Aug 21	17 Sep 21
3770056	803744	MLAR1, Cand	Peopleclick QA Vendor	Req MLA	30 Aug 21	08 Oct 21
3770056	803748	MLAR1, Cand	Peopleclick QA Vendor	Req MLA	06 Sep 21	08 Oct 21
3770057	803745	MLAR3, Cand	Peopleclick QA Vendor	Req MLA	30 Aug 21	08 Oct 21
3770059	803747	MLA, Resource	Peopleclick QA Vendor	Medium Form	30 Aug 21	30 Sep 21
3773537	804502	0917, Cand	Peopleclick QA Vendor	Req 0917	30 Aug 21	01 Oct 21
3775629	804909	0921, Cand C	Peopleclick QA Vendor	Req 0921	06 Sep 21	01 Oct 21
3776930	805106	T10922, Cand T	Peopleclick QA Vendor	Req TT 0922	06 Sep 21	07 Jan 22
3784757	807268	1007, Cand	Peopleclick QA Vendor	Req 1007	27 Sep 21	05 Nov 21
3788652	807967	1014, Cand	Peopleclick QA Vendor	Requisition T1014	04 Oct 21	30 Oct 21
3792434	808750	1022, Cand	Peopleclick QA Vendor	Req 1022	04 Oct 21	05 Nov 21
3795437	809302	1028, Cand	Peopleclick QA Vendor	Req 1028	11 Oct 21	05 Nov 21
3802123	810626	VMS1, Both CandUser V	Peopleclick QA Vendor	Req 1111	01 Nov 21	03 Dec 21
3813009	812828	120721, Cand	Peopleclick QA Vendor	Req 1207	29 Nov 21	31 Dec 21
3837915	819320	0127, Cand	Peopleclick QA Vendor	Req 0127	10 Jan 22	05 Feb 22
3846757	820430	0210, Cand	Peopleclick QA Vendor	Req 0210	07 Feb 22	30 Apr 22
3854511	821502	0224, Cand	Peopleclick QA Vendor	Req 0224	07 Feb 22	09 Sep 22
3854524	821504	VTE, Resource	Peopleclick QA Vendor	Medium Form	31 Jan 22	11 Mar 22
3855571	821644	Prepat, Cand	Sanity- Peopleclick QA Client	PrePatch Req	31 Jan 22	11 Mar 22
3895784	827609	0505, Cand	Peopleclick QA Vendor	Req 0505	02 May 22	10 Jun 22
3911891	829525	0526, Cand	Peopleclick QA Vendor	Req 0526	09 May 22	10 Jun 22
3937498	835073	0705, Cand	Peopleclick QA Vendor	REQ 0705	27 Jun 22	05 Aug 22
3953632	838293	ReI2, Test	Peopleclick QA Vendor	Test Release	28 May 22	28 Jul 22
3969271	840784	VMS, Test	Peopleclick QA Vendor	Test New	18 Jun 22	18 Aug 22
3978620	842177	0831, Cand	Peopleclick QA Vendor	Req 0831	22 Aug 22	07 Oct 22
3982971	842969	VT0908, Cand	Peopleclick QA Vendor	Req VT0908	05 Sep 22	07 Oct 22

Document: VSE31 - Active Engagement Logistics List
Refreshed By: 9224\$Stephanie Soberon



Page: 29 of 36

■ Active Engagement Logistics List

Refreshed: Monday, November 28, 2022 10:58:03 AM

Engt ID (continued)	Engt Reports To (LMF)	Location Name	City	State	Current Status	Building	Cube
801688	VMS1, Create User	San Diego	Raleigh	San Diego CA	Engaged		
801689	VMS1, Create User	San Diego	Raleigh	San Diego CA	Engaged		
801750	VMS1, Create User	San Diego	Raleigh	San Diego CA	Engaged		
802896	Chinta, Sreekanth	Raleigh			Engaged		
802899	Chinta, Sreekanth	Test spring	Hartford	CT	Engaged		
802900	Chinta, Sreekanth	Raleigh			Engaged		
803744	VMS1, Create User	San Diego	Raleigh	San Diego CA	Engaged		
803748	VMS1, Create User	San Diego	Raleigh	San Diego CA	Engaged		
803745	VMS1, Create User	San Diego	Raleigh	San Diego CA	Engaged		
803747	VMS1, Create User	Raleigh			Engaged		
804502	Chinta, Sreekanth	San Diego	Raleigh	San Diego CA	Engaged		
804909	VMS1, Create User	San Diego	Raleigh	San Diego CA	Engaged		
805106	VMS1, Approve	San Diego	Raleigh	San Diego CA	Engaged		
807268	VMS1, Admin	San Diego	Raleigh	San Diego CA	Engaged		
807967	Chinta, Sreekanth	San Diego	Raleigh	San Diego CA	Engaged		
808750	Chinta, Sreekanth	San Diego	Raleigh	San Diego CA	Engaged		
809302	Chinta, Sreekanth	San Diego	Raleigh	San Diego CA	Engaged		
810626	Chinta, Sreekanth	Houston	Houston	TX	Engaged		
812828	Chinta, Sreekanth	Houston	Houston	TX	Engaged		
819320	VMS1, Admin	Houston	Houston	TX	Engaged		
820430	Chinta, Sreekanth	Raleigh			Engaged		
821502	Chinta, Sreekanth	San Diego	Raleigh	San Diego CA	Engaged		
821504	VMS1, Approve	Raleigh			Changes Pend Approval		
821644	Chinta, Sreekanth	Raleigh			Engaged		
827609	Chinta, Sreekanth	Test spring	Hartford	CT	Engaged		
829525	Chinta, Sreekanth	Raleigh			Engaged		
835073	Chinta, Sreekanth	San Diego	Raleigh	San Diego CA	Engaged		
838293	bhandari, amrita	Qa test			Engaged		
840784	bhandari, amrita	Qa test			Engaged		
842177	Chinta, Sreekanth	Test spring	Hartford	CT	Engaged		
842969	Chinta, Sreekanth	San Diego	Raleigh	San Diego CA	Engaged		

Document: VSE31 - Active Engagement Logistics List
 Refreshed By: 9224\$Stephanie.Soberon



Page: 30 of 36

■ Active Engagement Logistics List

Refreshed: Monday, November 28, 2022 10:58:03 AM

Engt ID (continued)	Floor	Engt Phone/ Ext.	Engt Other Logistics	Logistics Value 1	Logistics Value 2	Logistics Value 3	Logistics Value 4	Logistics Value 5	Logistics Value 6
801688									
801689									
801750									
802896									
802899									
802900									
803744									
803748									
803745									
803747									
804502									
804909									
805106									
807268									
807967									
808750									
809302									
810626									
812828									
819320									
820430									
821502									
821504									
821644									
827609									
829525									
835073									
838293									
840784									
842177									
842969									

Document: VSE31 - Active Engagement Logistics List
 Refreshed By: 9224\$Stephanie.Soberon



Page: 31 of 36

■ Active Engagement Logistics List

Refreshed: Monday, November 28, 2022 10:58:03 AM

Engt ID (continued)	Logistics Value 7	Logistics Value 8	Client Region
801688			Sanity- Peopleclick QA Client
801689			Sanity- Peopleclick QA Client
801750			Sanity- Peopleclick QA Client
802896			Sanity- Peopleclick QA Client
802899			Timesheet Redesign
802900			Sanity- Peopleclick QA Client
803744			Sanity- Peopleclick QA Client
803748			Sanity- Peopleclick QA Client
803745			Sanity- Peopleclick QA Client
803747			Sanity- Peopleclick QA Client
804502			Sanity- Peopleclick QA Client
804909			Sanity- Peopleclick QA Client
805106			Sanity- Peopleclick QA Client
807268			Sanity- Peopleclick QA Client
807967			Sanity- Peopleclick QA Client
808750			Sanity- Peopleclick QA Client
809302			Sanity- Peopleclick QA Client
810626			Sanity- Peopleclick QA Client
812828			Sanity- Peopleclick QA Client
819320			Sanity- Peopleclick QA Client
820430			Sanity- Peopleclick QA Client
821502			Sanity- Peopleclick QA Client
821504			Sanity- Peopleclick QA Client
821644			Sanity- Peopleclick QA Client
827609			Timesheet Redesign
829525			Sanity- Peopleclick QA Client
835073			Sanity- Peopleclick QA Client
838293			Sanity- Peopleclick QA Client
840784			Sanity- Peopleclick QA Client
842177			Timesheet Redesign
842969			Sanity- Peopleclick QA Client

Document: VSE31 - Active Engagement Logistics List
 Refreshed By: 9224\$Stephanie.Soberon



Page: 32 of 36

VSE35 - Disengagements List

Description:

This report provides a list of engagements with an engagement through date between a specified date range. Includes engagement, candidate, manager and vendor information.

Prompts:

Required: Engagement Through Date Range

Optional: Manager(s), Vendor(s)

When to run:

This report should be used to get a list of disengaged engagements you have in the system with an engagement through date between a specified date range. It will give you an overview of the engagement, including candidate, manager and vendor information.

Report Samples:

Disengagements List

Refreshed: Monday, November 28, 2022 11:21:55 AM

Engt Through: 11/28/2021 12:00:00 AM - 11/28/2022 12:00:00 AM

Vendor(s): All Vendors

Manager(s): All Managers

Req ID	Req Title	Cand ID	Candidate Name	Vendor Name	Engt ID	Current Status
37885	Dev Tester Wed Jan 21 10:51:29 2004	109187	1Doe, 1Jane	Peopleclick QA Vendor	798858	Disengaged-Good
667895	Req 1104	3798910	Rule7, MLA	Peopleclick QA Vendor	809972	Disengaged-Good
667895	Req 1104	3798910	Rule7, MLA	Peopleclick QA Vendor	809972	Disengaged-Good
495161	3/9 WP	2773445	WP, 3/9	Sanity- Peopleclick QA Client	631815	Disengaged-Good

Document: VSE35 - Disengagements List
Refreshed By: 9224SSStephanie.Soberon



Page: 1 of 3

Disengagements List

Refreshed: Monday, November 28, 2022 11:21:55 AM

Cand ID (continued)	Start Date	End Date	Engt Length in Days	# of Extensions	Manager	Engt Created By	Engt Created Date	Vendor Accepted By	Engt Client Rate	Engt Client Rate Period
109187	01 Jan 04	18 Feb 22	6,624	0	User, Create	Ramchandani, Taylor	20 Jul 21		£40.00 Per Hour	
3798910	31 Oct 21	28 Jul 22	271	1	Chinta, Sreekanth	Chinta, Sreekanth	04 Nov 21	pc_Chinta, Sreekanth	£0.00 Per Hour	
3798910	31 Oct 21	28 Jul 22	271	3	Chinta, Sreekanth	Chinta, Sreekanth	04 Nov 21	Ramchandani, Taylor	£0.00 Per Hour	
2773445	26 Feb 17	29 Jan 22	1,799	1	Paddock, Todd	Paddock, Todd	09 Mar 17		£11.00 Per Hour	

Document: VSE35 - Disengagements List
Refreshed By: 9224SSStephanie.Soberon



Page: 2 of 3

■ Disengagements List

Refreshed: Monday, November 28, 2022 11:21:55 AM

Cand ID (continued)	Location Name	City	State	Client Region
109187	San Diego	RaleighSan Diego	CA	Sanity- Peopleclick QA Client
3798910	Houston	Houston	TX	Sanity- Peopleclick QA Client
3798910	Houston	Houston	TX	Sanity- Peopleclick QA Client
2773445	Raleigh			Sanity- Peopleclick QA Client

Document: VSE35 - Disengagements List
Refreshed By: 92245Stephanie.Soberon



Page: 3 of 3

VSE36 - Disengagements List - Ending Next Week

Description:

This report provides a list of engagements scheduled to end in the next calendar week (based on the engagement through date). Includes engagement, candidate, and manager and vendor information.

Prompts:

Optional: Manager(s), Vendor(s)

When to run:

This report should be used to get a list of engagements you have in the system scheduled to end in the next calendar week (based on the engagement through date). It will give you an overview of the engagement, including candidate, manager and vendor information.

Report Samples:

■ Disengagements List - Ending Next Week

Refreshed: Monday, November 28, 2022 11:36:32 AM

Vendor(s): All Vendors
 Manager(s): All Managers

Req ID	Req Title	Cand ID	Candidate Name	Vendor Name	Engt ID	Current Status
698290	Req 1117	4035407	1117, Cand	Peopleclick QA Vendor	851279	Engaged

Document: VSE36 - Disengagements List - Ending Next Week
 Refreshed By: 9224\$Stephanie Soberon



Page: 1 of 3

■ Disengagements List - Ending Next Week

Refreshed: Monday, November 28, 2022 11:36:32 AM

Cand ID (continued)	Start Date	End Date	Engt Length in Days	# of Extensions	Manager	Engt Created By	Engt Created Date	Vendor Accepted By	Engt Client Rate	Engt Client Rate Period
4035407	31 Oct 22	09 Dec 22	40	0	Chinta, Sreekanth	Chinta, Sreekanth	17 Nov 22		\$21.00	Per Hour

Document: VSE36 - Disengagements List - Ending Next Week
 Refreshed By: 9224\$Stephanie Soberon



Page: 2 of 3

■ Disengagements List - Ending Next Week

Refreshed: Monday, November 28, 2022 11:36:32 AM

Cand ID (continued)	Location Name	City	State	Client Region
4035407	qa locale			Timesheet Redesign

Document: VSE36 - Disengagements List - Ending Next Week
Refreshed By: 9224\$Stephanie.Soberon



Page: 3 of 3

VSE40 - New Engagements List

Description:

This report provides a list of engagements starting between a specified date range, including comprehensive engagement attribute information and engagement custom fields.

Prompts:

Required: Engagement Start Date Range

Optional: Manager(s), Vendor(s)

When to run:

This report should be used to get a list of engagements you have in the system starting between a specified date range. It will give you a complete overview of the engagement, including comprehensive engagement attribute information and engagement custom fields, if applicable.

Report Samples:

■ New Engagements List

Refreshed: Monday, November 28, 2022 11:53:45 AM

Engt Start: 8/1/2022 12:00:00 AM - 11/28/2022 12:00:00 AM

Vendor(s): All Vendors

Manager(s): All Managers

Req ID	Req Title	Cand ID	Candidate Name	Vendor Name	Engt ID	Current Status	Start Date
692216	Req 0831	3978620	0831, Cand	Peopleclick QA Vendor	842177	Engaged	22 Aug 22
692807	Req VT0908	3982971	VT0908, Cand	Peopleclick QA Vendor	842969	Engaged	05 Sep 22
687342	REQ 0705	3937498	0705, Cand	Peopleclick QA Vendor	844394	Engt Pend Acceptance	06 Aug 22
687342	REQ 0705	3937498	0705, Cand	Peopleclick QA Vendor	844408	Engagement Draft	20 Aug 22
682574	Req 0505	3895784	0505, Cand	Peopleclick QA Vendor	844667	Engagement Draft	13 Aug 22
670817	Req 1207	3813009	120721, Cand	Peopleclick QA Vendor	844989	Engagement Draft	10 Sep 22
670817	Req 1207	3813009	120721, Cand	Peopleclick QA Vendor	844989	Engagement Draft	10 Sep 22
694783		4001506	Welsh, Cand	Peopleclick QA Vendor	846309	Engaged	26 Sep 22
695150	TestRelease06	4005282	Cand06, Test	Peopleclick QA Vendor	846819	Engaged	06 Aug 22
696142	Test1020	4016294	Cand20, Test	Peopleclick QA Vendor	848394	Engaged	20 Aug 22
697909	Test Release11/10	4031409	Release, New	Peopleclick QA Vendor	850664	Engaged	10 Sep 22
698290	Req 1117	4035407	1117, Cand	Peopleclick QA Vendor	851279	Engaged	31 Oct 22

Document: VSE40 - New Engagements List
Refreshed By: 9224\$Stephanie.Soberon



Page: 1 of 4

■ New Engagements List

Refreshed: Monday, November 28, 2022 11:53:45 AM

Cand ID (continued)	End Date	Engt Length in Days	# of Extensions	Reports To	Engt Created By	Engt Created Date	Vendor Accepted By	Engt Client Rate	Engt Client Rate Period
3978620	07 Oct 22	47	0	Chinta, Sreekanth	Chinta, Sreekanth	31 Aug 22		\$32.00	Per Hour
3982971	07 Oct 22	33	0	Chinta, Sreekanth	Chinta, Sreekanth	08 Sep 22	pc_Chinta, Sreekanth	£21.00	Per Hour
3937498	19 Aug 22	14	0	Chinta, Sreekanth	Chinta, Sreekanth	19 Sep 22		£0.00	Per Hour
3937498	31 Aug 22	12	0	Chinta, Sreekanth	Chinta, Sreekanth	19 Sep 22			
3895784	26 Aug 22	14	0	Chinta, Sreekanth	Chinta, Sreekanth	20 Sep 22			
3813009	30 Sep 22	21	0	Chinta, Sreekanth	Chinta, Sreekanth	23 Sep 22			
3813009	30 Sep 22	21	0	Chinta, Sreekanth	Chinta, Sreekanth	23 Sep 22			
4001506	28 Oct 22	33	0	Chinta, Sreekanth	Chinta, Sreekanth	02 Oct 22	pc_Chinta, Sreekanth	£21.00	Per Hour
4005282	10 Oct 22	66	0	bhandari, amrita	bhandari, amrita	06 Oct 22	bhandari, amrita	£5.00	Per Hour
4016294	20 Oct 22	62	0	bhandari, amrita	bhandari, amrita	20 Oct 22	bhandari, amrita	£0.00	Per Hour
4031409	10 Nov 22	62	0	bhandari, amrita	bhandari, amrita	10 Nov 22	bhandari, amrita	£10.00	Per Hour
4035407	09 Dec 22	40	0	Chinta, Sreekanth	Chinta, Sreekanth	17 Nov 22		\$21.00	Per Hour

Document: VSE40 - New Engagements List
Refreshed By: 9224\$Stephanie.Soberon



Page: 2 of 4

■ New Engagements List

Refreshed: Monday, November 28, 2022 11:53:45 AM

Cand ID (continued)	Location Name	City	State	Engt Cost Center Level 1	Engt Cost Center Level 2	Engt Cost Center Level 3	Engt Cost Center Level 4	Engt GL Name	1
3978620	Test spring	Hartford	CT	C2 BUG 101				xxx C2 GL	
3982971	San Diego	RaleighSan Diego	CA	Hoht icy Payment Center				QAGL01	
3937498	San Diego	RaleighSan Diego	CA	NandMoor CC				QAGL01	
3937498	San Diego	RaleighSan Diego	CA	NandMoor CC				QAGL01	
3895784	Test spring	Hartford	CT	C2 BUG 101				xxx C2 GL	
3813009	Houston	Houston	TX	NandMoor CC				QAGL01	
3813009	Houston	Houston	TX	NandMoor CC				QAGL01	
4001506	Houston	Houston	TX	Hoht icy Payment Center				QAGL01	
4005282	Qa test			Test QA - Cost Center				QAGL01	
4016294	Qa test			Test QA - Cost Center				QAGL01	
4031409	Qa test			Test QA - Cost Center				new	
4035407	qa locale			C2 BUG 101				xxx C2 GL	

Document: VSE40 - New Engagements List
Refreshed By: 9224\$Stephanie.Soberon



Page: 3 of 4

■ New Engagements List

Refreshed: Monday, November 28, 2022 11:53:45 AM

Cand ID (continued)	Custom Field list test	Custom Field Date Test	4	Proj Fully Qualified Path	Client Region
3978620				LaNew project	Timesheet Redesign
3982971	Item 1			ANNUAL CAPITAL Project A	Sanity- Peopleclick QA Client
3937498	Item 1			ANNUAL CAPITAL	Sanity- Peopleclick QA Client
3937498	Item 1			ANNUAL CAPITAL	Sanity- Peopleclick QA Client
3895784				LaNew project	Timesheet Redesign
3813009	Item 1			CIP - IS GROUP	Sanity- Peopleclick QA Client
3813009	Item 1			QA Long Project root: QA Project: This is test project with long name of 254 characters for the name to utilize in the QA testing of longer name project values in various search places within the VMS application and confirm longer name is not breaking th QA Long Project root: QA level 1: This is test project with long name of 254 characters for the name to utilize in the QA testing of longer name project values in various search places within the VMS application and confirm longer name is not breaking th	Sanity- Peopleclick QA Client
4001506	Item 1			engagementproject - 05/21/05	Sanity- Peopleclick QA Client
4005282	Item 1			ENDOWMENTS	Sanity- Peopleclick QA Client
4016294	Item 1			engagementproject - 05/21/05	Sanity- Peopleclick QA Client
4031409	Item 1			engagementproject - 05/21/05	Sanity- Peopleclick QA Client
4035407				LaNew project	Timesheet Redesign

Document: VSE40 - New Engagements List
Refreshed By: 9224\$Stephanie.Soberon



Page: 4 of 4

VSE41 - New Engagements List - Starting Next Week

Description:

This report provides a list of engagements starting in the next calendar week (based on current date) and includes comprehensive engagement attribute information and engagement custom fields.

Prompts:

Optional: Manager(s), Vendor(s)

When to run:

This report should be used to get a list of engagements you have in the system starting in the next calendar week (based on current date). It will give you a complete overview of the engagement, including comprehensive engagement attribute information and engagement custom fields, if applicable.

Report Samples:

New Engagements List - Starting Next Week

Refreshed: Monday, November 28, 2022 1:16:19 PM

Vendor(s): All Vendors
 Manager(s): All Managers

Req ID	Req Title	Cand ID	Candidate Name	Vendor Name	Engt ID	Current Status	Start Date
113956	Registered Nurse	40212	Cand56, Cand56	CAB Test Vendor	20525	Engaged	06 Dec 22

Document: VSE41 - New Engagements List - Starting Next Week
 Refreshed By: i4870DEMO\$pc-Stephanie.Soberon

Page: 1 of 4

New Engagements List - Starting Next Week

Refreshed: Monday, November 28, 2022 1:16:19 PM

Cand ID (continued)	End Date	Engt Length in Days	# of Extensions	Reports To	Engt Created By	Engt Created Date	Vendor Accepted By	Engt Client Rate	Engt Client Rate Period
40212	31 Oct 23	330	0	Soberon, Stephanie	Soberon, Stephanie	22 Nov 22		\$42.00	Per Hour

Document: VSE41 - New Engagements List - Starting Next Week
 Refreshed By: i4870DEMO\$pc-Stephanie.Soberon

Page: 2 of 4

New Engagements List - Starting Next Week

Refreshed: Monday, November 28, 2022 1:16:19 PM

Cand ID (continued)	Location Name	City	State	Engt Cost Center Level 1	Engt Cost Center Level 2	Engt Cost Center Level 3	Engt Cost Center Level 4	Engt GL Name	Test Custom Field
40212	Raleigh	Raleigh	NC	Medical				Applied Labor	Test

Document: VSE41 - New Engagements List - Starting Next Week
Refreshed By: i4870DEMO\$pc-Stephanie.Soberon

Page: 3 of 4

New Engagements List - Starting Next Week

Refreshed: Monday, November 28, 2022 1:16:19 PM

Cand ID (continued)	Engt Custom Field 2	Engt Custom Field 3	Engt Custom Field 4	Proj Fully Qualified Path	Client Region
40212				56789	VectorVMS Product Demo

Document: VSE41 - New Engagements List - Starting Next Week
Refreshed By: i4870DEMO\$pc-Stephanie.Soberon

Page: 4 of 4

VSE42 - New Engagements List - by Engt Created Date

Description:

This report provides a list of engagements created within the specified date range and includes comprehensive engagement attribute information and engagement custom fields.

Prompts:

Required: Engagement Created Date Range

Optional: Manager(s), Vendor(s)

When to run:

This report should be used to get a list of engagements you have in the system created for a specified date range. It will give you a complete overview of the engagement, including comprehensive engagement attribute information and engagement custom fields, if applicable.

Report Samples:

■ New Engagements List - by Engt Created Date

Refreshed: Monday, November 28, 2022 1:25:13 PM

Engt Created: 8/1/2022 12:00:00 AM - 11/28/2022 12:00:00 AM
 Vendor(s): All Vendors
 Manager(s): All Managers

Req ID	Req Title	Cand ID	Candidate Name	Vendor Name	Engt ID	Current Status	Start Date
690811	Test New	3969271	VMS, Test	Peopleclick QA Vendor	840784	Engaged	18 Jun 22
692216	Req 0831	3978620	0831, Cand	Peopleclick QA Vendor	842177	Engaged	22 Aug 22
692807	Req VT0908	3982971	VT0908, Cand	Peopleclick QA Vendor	842969	Engaged	05 Sep 22
687342	REQ 0705	3937498	0705, Cand	Peopleclick QA Vendor	844394	Engt Pend Acceptance	06 Aug 22
687342	REQ 0705	3937498	0705, Cand	Peopleclick QA Vendor	844408	Engagement Draft	20 Aug 22
682574	Req 0505	3895784	0505, Cand	Peopleclick QA Vendor	844666	Engagement Draft	11 Jun 22
682574	Req 0505	3895784	0505, Cand	Peopleclick QA Vendor	844667	Engagement Draft	13 Aug 22
670817	Req 1207	3813009	120721, Cand	Peopleclick QA Vendor	844988	Engagement Draft	01 Jan 22
670817	Req 1207	3813009	120721, Cand	Peopleclick QA Vendor	844989	Engagement Draft	10 Sep 22
670817	Req 1207	3813009	120721, Cand	Peopleclick QA Vendor	844989	Engagement Draft	10 Sep 22

Document: VSE42 - New Engagements List - by Engt Created Date
 Refreshed By: 9224\$Stephanie.Soberon



Page: 1 of 8

■ New Engagements List - by Engt Created Date

Refreshed: Monday, November 28, 2022 1:25:13 PM

Cand ID (continued)	End Date	Engt Length in Days	# of Extensions	Manager	Engt Created By	Engt Created Date	Vendor Accepted By	Engt Client Rate	Engt Client Rate Period
3969271	18 Aug 22	62	0	bhandari, amrita	bhandari, amrita	18 Aug 22	bhandari, amrita	£10.00 Per Hour	
3978620	07 Oct 22	47	0	Chinta, Sreekanth	Chinta, Sreekanth	31 Aug 22		\$32.00 Per Hour	
3982971	07 Oct 22	33	0	Chinta, Sreekanth	Chinta, Sreekanth	08 Sep 22	pc_Chinta, Sreekanth	£21.00 Per Hour	
3937498	19 Aug 22	14	0	Chinta, Sreekanth	Chinta, Sreekanth	19 Sep 22		£0.00 Per Hour	
3937498	31 Aug 22	12	0	Chinta, Sreekanth	Chinta, Sreekanth	19 Sep 22			
3895784	12 Aug 22	63	0	Chinta, Sreekanth	Chinta, Sreekanth	20 Sep 22		\$32.00 Per Hour	
3895784	26 Aug 22	14	0	Chinta, Sreekanth	Chinta, Sreekanth	20 Sep 22			
3813009	09 Sep 22	252	0	Chinta, Sreekanth	Chinta, Sreekanth	23 Sep 22		£27.00 Per Hour	
3813009	09 Sep 22	252	0	Chinta, Sreekanth	Chinta, Sreekanth	23 Sep 22		£27.00 Per Hour	
3813009	30 Sep 22	21	0	Chinta, Sreekanth	Chinta, Sreekanth	23 Sep 22			
3813009	30 Sep 22	21	0	Chinta, Sreekanth	Chinta, Sreekanth	23 Sep 22			

Document: VSE42 - New Engagements List - by Engt Created Date
 Refreshed By: 9224\$Stephanie.Soberon



Page: 2 of 8

■ New Engagements List - by Engt Created Date

Refreshed: Monday, November 28, 2022 1:25:13 PM

Cand ID (continued)	Location Name	City	State	Engt Cost Center Level 1	Engt Cost Center Level 2	Engt Cost Center Level 3	Engt Cost Center Level 4	Engt GL Name	1
3969271	Qa test			Test QA - Cost Center				QAGL01	
3978620	Test spring	Hartford	CT	C2 BUG 101				xxx C2 GL	
3982971	San Diego	RaleighSan Diego	CA	HoTh Icy Payment Center				QAGL01	
3937498	San Diego	RaleighSan Diego	CA	NandMoor CC				QAGL01	
3937498	San Diego	RaleighSan Diego	CA	NandMoor CC				QAGL01	
3895784	Test spring	Hartford	CT	C2 BUG 101				xxx C2 GL	
3895784	Test spring	Hartford	CT	C2 BUG 101				xxx C2 GL	
3813009	Houston	Houston	TX	NandMoor CC				QAGL01	
3813009	Houston	Houston	TX	NandMoor CC				QAGL01	
3813009	Houston	Houston	TX	NandMoor CC				QAGL01	

Document: VSE42 - New Engagements List - by Engt Created Date
Refreshed By: 9224\$Stephanie.Soberon



Page: 3 of 8

■ New Engagements List - by Engt Created Date

Refreshed: Monday, November 28, 2022 1:25:13 PM

Cand ID (continued)	Custom Field list test	Custom Field Date Test	4	Proj Fully Qualified Path	Client Region
3969271	item 1			engagementproject - 05/21/05	Sanity- Peopleclick QA Client
3978620				LaNew project	Timesheet Redesign
3982971	item 1			ANNUAL CAPITAL Project A	Sanity- Peopleclick QA Client
3937498	item 1			ANNUAL CAPITAL	Sanity- Peopleclick QA Client
3937498	item 1			ANNUAL CAPITAL	Sanity- Peopleclick QA Client
3895784				LaNew project	Timesheet Redesign
3895784				LaNew project	Timesheet Redesign
3813009	item 1			CIP - IS GROUP	Sanity- Peopleclick QA Client
3813009	item 1			QA Long Project root: QA Project: This is test project with long name of 254 characters for the name to utilize in the QA testing of longer name project values in various search places within the VMS application and confirm longer name is not breaking th/QA Long Project root: QA level 1: This is test project with long name of 254 characters for the name to utilize in the QA testing of longer name project values in various search places within the VMS application and confirm longer name is not breaking th	Sanity- Peopleclick QA Client
3813009	item 1			CIP - IS GROUP	Sanity- Peopleclick QA Client
3813009	item 1			QA Long Project root: QA Project: This is test project with long name of 254 characters for the name to utilize in the QA testing of longer name project values in various search places within the VMS application and confirm longer name is not breaking th/QA Long Project root: QA level 1: This is test project with long name of 254 characters for the name to utilize in the QA testing of longer name project values in various search places within the VMS application and confirm longer name is not breaking th	Sanity- Peopleclick QA Client

Document: VSE42 - New Engagements List - by Engt Created Date
Refreshed By: 9224\$Stephanie.Soberon



Page: 4 of 8

VTE01 - Timesheet Overview

Description:

This report provides an aggregate view of the current status for all timesheets submitted within a certain date range. It includes a list of top contributors of submitted timesheets (by count of timesheets) by manager, vendor and requisition class as well as a detailed breakdown of submitted timesheets by status for all managers, vendors and root requisition classes.

Prompts:

Required: Timesheet Submitted Date Range

Optional: Manager(s), Vendor(s), Req Class(es)

When to run:

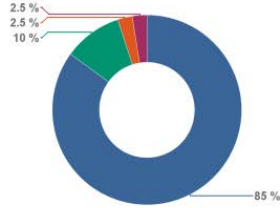
This report should be used to get an aggregate view of the current status for all timesheets you have in the system submitted within a certain date range. It will give you an overview of the timesheets, including a list of top contributors of submitted timesheets (by count of timesheets) by manager, vendor and requisition class as well as a detailed breakdown of submitted timesheets by status for all managers, vendors and root requisition classes.

Report Samples:

Timesheet Overview

Refreshed: Tuesday, November 29, 2022 2:00:35 PM

TS Submitted Between: 7/1/2022 12:00:00 AM - 11/29/2022 12:00:00 AM
 Manager(s): All Managers
 Vendor(s): All Vendors
 Req Class(es): All Req Classes



Current Timesheet Status
 ■ Approved ■ Invoiced ■ Pending approval ■ Rejected ■ Suspended

Timesheet Type
 ■ Amended ■ Original

Overall Timesheet Counts				Timesheet Counts by Current Status					Timesheet Type	
Total TS	Total Hours	Total Spend	Avg Bill Rate	Pending Approval	Approved	Suspended	Invoiced	Rejected	Original	Amended
40	578	12,474	\$21.58	4	34	1		1	26	14

Document: VTE01 - Timesheet Overview
 Refreshed By: 9224\$Stephanie.Soberon



Page: 1 of 1

Timesheet Overview By Manager

Refreshed: Tuesday, November 29, 2022 2:00:35 PM

TS Submitted Between: 7/1/2022 12:00:00 AM - 11/29/2022 12:00:00 AM
 Manager(s): All Managers
 Vendor(s): All Vendors
 Root Req Class(es): All Root Req Classes

Manager	Overall Counts				Timesheet Counts by Current Status					Timesheet Type	
	Total TS	Total Hours	Total Spend	Avg Bill Rate	Pending Approval	Approved	Suspended	Invoiced	Rejected	Original	Amended
(all managers)	40	578	\$12,474	\$21.58	4	34	1		1	26	14
bhandari, amrita	9	0	€0	N/A		8			1		9
Chinta, Sreekanth	31	578	\$12,474	\$21.58	4	26	1			17	14

Document: VTE01 - Timesheet Overview
 Refreshed By: 9224\$Stephanie.Soberon



Page: 1 of 1

■ Timesheet Overview By Vendor

Refreshed: Tuesday, November 29, 2022 2:00:35 PM

TS Submitted Between: 7/1/2022 12:00:00 AM - 11/29/2022 12:00:00 AM
 Manager(s): All Managers
 Vendor(s): All Vendors
 Root Req Class(es): All Root Req Classes

Vendor	Overall Counts				Timesheet Counts by Current Status					Timesheet Type	
	Total TS	Total Hours	Total Spend	Avg Bill Rate	Pending Approval	Approved	Suspended	Invoiced	Rejected	Original	Amended
(all vendors)	40	578	\$12,474	\$21.58	4	34	1		1	26	14
Peopleclick QA Vendor	40	578	\$12,474	\$21.58	4	34	1		1	26	14

Document: VTE01 - Timesheet Overview
 Refreshed By: 9224\$Stephanie.Soberon



Page: 1 of 1

■ Timesheet Overview By Root Req Class

Refreshed: Tuesday, November 29, 2022 2:00:35 PM

TS Submitted Between: 7/1/2022 12:00:00 AM - 11/29/2022 12:00:00 AM
 Manager(s): All Managers
 Vendor(s): All Vendors
 Root Req Class(es): All Root Req Classes

Root Req Class	Overall Counts				Timesheet Counts by Current Status					Timesheet Type	
	Total TS	Total Hours	Total Spend	Avg Bill Rate	Pending Approval	Approved	Suspended	Invoiced	Rejected	Original	Amended
(all root req classes)	40	578	\$12,474	\$21.58	4	34	1		1	26	14
9226 no access	10	206	£4,326	\$21.00	2	8				6	4
Long form class	6	108	\$2,348	\$21.74		6				3	3
Medium Form	3	64	£1,600	\$25.00		3				2	1
New Req Class 1	13	72	£1,512	\$21.00	1	11			1	10	3
QA Template	1	0	£0	N/A		1				1	
Quality Assurance	1	8	£168	\$21.00	1						1
Test Level 1 Req Class	2	38	£798	\$21.00		1	1			1	1
Test Level 4.1 Req Class	4	82	£1,722	\$21.00		4				3	1

Document: VTE01 - Timesheet Overview
 Refreshed By: 9224\$Stephanie.Soberon



Page: 1 of 1

VTE02 - Timesheet Spend Overview

Description:

This report provides an aggregate view of the timesheet spend by current status for all timesheets submitted within a certain date range. It includes a list of top contributors of submitted timesheets (by total spend of timesheets) by manager, vendor and requisition class as well as a detailed breakdown of submitted timesheets by status for all managers, vendors and root requisition classes.

Prompts:

Required: Timesheet Submitted Date Range

Optional: Manager(s), Vendor(s), Req Class(es)

When to run:

This report should be used to get an aggregate view of the timesheets spend you have in the system by current status for all timesheets submitted within a certain date range. It will give you an overview of the timesheets, including a list of top contributors of submitted timesheets (by total spend of timesheets) by manager, vendor and requisition class as well as a detailed breakdown of submitted timesheets by status for all managers, vendors and root requisition classes.

Report Samples:

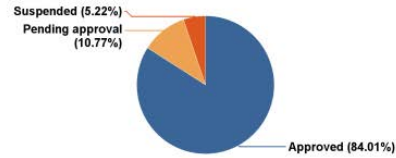
Timesheet Spend Overview

Refreshed: Tuesday, November 29, 2022 2:21:49 PM

TS Submitted Between: 7/1/2022 12:00:00 AM - 11/29/2022 12:00:00 AM
 Manager(s): All Managers
 Vendor(s): All Vendors
 Req Class(es): All Req Classes

Overall Timesheet Spend				
Total TS	Total Hours	Total Spend	Avg Bill Rate	
40	578	\$12,474	\$21.58	
Timesheet Spend By Current Status				
Pending Approval	Approved	Suspended	Invoiced	Rejected
\$1,344	\$10,479	\$651		\$0
Timesheet Type				
Original	Amended			
26	14			

Timesheet Spend by Current Status



* Click on any Status to apply as filter

Top Managers by Status: All

Top 2 Managers	TS Cnt	Total Spend
Chinta, Sreekanth	31	\$12,474
bhandari, amrita	9	£0
Total Top 2 Managers	40	\$12,474
(all other Managers)	0	\$0
Top 2 as % of Total	100.0%	100.0%

Top Vendors by Status: All

Top 1 Vendors	TS Cnt	Total Spend
Peopleclick QA Vendor	40	\$12,474
Total Top 1 Vendors	40	\$12,474
(all other Vendors)	0	\$0
Top 1 as % of Total	100.0%	100.0%

Top Req Classes by Status: All

Top 8 Req Classes	TS Cnt	Total Spend
9226 no access	10	£4,326
Long form class	6	\$2,348
Test Level 4.1 Req Class	4	£1,722
Medium Form	3	£1,600
New Req Class 1	13	£1,512
Test Level 1 Req Class	2	£798
Quality Assurance	1	£168
QA Template	1	£0
Total Top 8 Req Classes	40	\$12,474
(all other Req Classes)	0	\$0
Top 8 as % of Total	100.0%	100.0%

Document: VTE02 - Timesheet Spend Overview
 Refreshed By: 9224\$Stephanie.Soberon



Page: 1 of 1

Timesheet Overview By Manager

Refreshed: Tuesday, November 29, 2022 2:21:49 PM

TS Submitted Between: 7/1/2022 12:00:00 AM - 11/29/2022 12:00:00 AM
 Manager(s): All Managers
 Vendor(s): All Vendors
 Root Req Class(es): All Root Req Classes

Manager	Overall Spend				Timesheet Spend by Current Status					Timesheet Type	
	Total TS	Total Hours	Total Spend	Avg Bill Rate	Pending Approval	Approved	Suspended	Invoiced	Rejected	Original	Amended
(all managers)	40	578	\$12,474	\$21.58	\$1,344	\$10,479	\$651		\$0	26	14
bhandari, amrita	9	0	£0	N/A		£0				9	
Chinta, Sreekanth	31	578	\$12,474	\$21.58	\$1,344	\$10,479	\$651			17	14

Document: VTE02 - Timesheet Spend Overview
 Refreshed By: 9224\$Stephanie.Soberon



Page: 1 of 1

■ Timesheet Overview By Vendor

Refreshed: Tuesday, November 29, 2022 2:21:49 PM

TS Submitted Between: 7/1/2022 12:00:00 AM - 11/29/2022 12:00:00 AM

Manager(s): All Managers

Vendor(s): All Vendors

Root Req Class(es): All Root Req Classes

Vendor	Overall Spend				Timesheet Spend by Current Status					Timesheet Type		
	Total TS	Total Hours	Total Spend	Avg Bill Rate	Pending Approval	Approved	Suspended	Invoiced	Rejected	Original	Amended	
(all vendors)	40	578	\$12,474	\$21.58	\$1,344	\$10,479	\$651			\$0	26	14
Peopleclick QA Vendor	40	578	\$12,474	\$21.58	\$1,344	\$10,479	\$651				26	14

Document: VTE02 - Timesheet Spend Overview
Refreshed By: 9224\$Stephanie.Soberon



Page: 1 of 1

■ Timesheet Overview By Root Req Class

Refreshed: Tuesday, November 29, 2022 2:21:49 PM

TS Submitted Between: 7/1/2022 12:00:00 AM - 11/29/2022 12:00:00 AM

Manager(s): All Managers

Vendor(s): All Vendors

Root Req Class(es): All Root Req Classes

Root Req Class	Overall Spend				Timesheet Spend by Current Status					Timesheet Type		
	Total TS	Total Hours	Total Spend	Avg Bill Rate	Pending Approval	Approved	Suspended	Invoiced	Rejected	Original	Amended	
(all root req classes)	40	578	\$12,474	\$21.58	\$1,344	\$10,479	\$651			\$0	26	14
9226 no access	10	206	£4,326	\$21.00	£1,008	£3,318					6	4
Long form class	6	108	\$2,348	\$21.74		\$2,348					3	3
Medium Form	3	64	£1,600	\$25.00		£1,600					2	1
New Req Class 1	13	72	£1,512	\$21.00	£168	£1,344			£0		10	3
QA Template	1	0	£0	N/A		£0					1	
Quality Assurance	1	8	£168	\$21.00	£168							1
Test Level 1 Req Class	2	38	£798	\$21.00		£147	£651				1	1
Test Level 4.1 Req Class	4	82	£1,722	\$21.00		£1,722					3	1

Document: VTE02 - Timesheet Spend Overview
Refreshed By: 9224\$Stephanie.Soberon



Page: 1 of 1

VTE03 - Timesheet Spend Overview with Region

Description:

This report provides an aggregate view of the timesheet spend by current status for all timesheets submitted within a certain date range. It includes a list of top contributors of submitted timesheets (by total spend of timesheets) by region, vendor and requisition class as well as a detailed breakdown of submitted timesheets by status for all regions, vendors and root requisition classes.

Prompts:

Required: Timesheet Submitted Date Range

Optional: Region(s), Vendor(s), Req Class(es)

When to run:

This report should be used to get an aggregate view of the timesheet spend you have in the system by current status for all timesheets submitted within a certain date range. It will give you an overview of the timesheets, including a list of top contributors of submitted timesheets (by total spend of timesheets) by region, vendor and requisition class as well as a detailed breakdown of submitted timesheets by status for all regions, vendors and root requisition classes.

Report Samples:

Timesheet Spend Overview with Region

Refreshed: Tuesday, November 29, 2022 2:43:57 PM

TS Submitted Between: 7/1/2022 12:00:00 AM - 11/29/2022 12:00:00 AM

Region(s): All Regions

Vendor(s): All Vendors

Req Class(es): All Req Classes

Overall Timesheet Spend				Timesheet Spend by Current Status					Timesheet Type	
Total TS	Total Hours	Total Spend	Avg Bill Rate	Pending Approval	Approved	Suspended	Invoiced	Rejected	Original	Amended
40	578	\$12,474	\$21.58	\$1,344	\$10,479	\$651		\$0	26	14

Top Regions

Top 2 Regions	TS Cnt	Total Spend
Sanity- Peopleclick QA Client	34	£10,126
Client 3 Testing	6	\$2,348
Total Top 2 Regions	40	\$12,474
(all other Regions)	0	\$0
Top 2 as % of Total	100.0%	100.0%

Top Vendors

Top 1 Vendors	TS Cnt	Total Spend
Peopleclick QA Vendor	40	\$12,474
Total Top 1 Vendors	40	\$12,474
(all other Vendors)	0	\$0
Top 1 as % of Total	100.0%	100.0%

Top Req Classes

Top 5 Req Classes	TS Cnt	Total Spend
9226 no access	10	£4,326
Long form class	6	\$2,348
Test Level 4.1 Req Class	4	£1,722
Medium Form	3	£1,600
New Req Class 1	13	£1,512
Total Top 5 Req Classes	36	\$11,508
(all other Req Classes)	4	\$966
Top 5 as % of Total	90.0%	92.3%

Document: VTE03 - Timesheet Spend Overview with Region
Refreshed By: 9224\$Stephanie.Soberon



Page: 1 of 1

Timesheet Overview By Region

Refreshed: Tuesday, November 29, 2022 2:43:57 PM

TS Submitted Between: 7/1/2022 12:00:00 AM - 11/29/2022 12:00:00 AM

Regions(s): All Regions

Vendor(s): All Vendors

Root Req Class(es): All Root Req Classes

Region	Overall Spend				Timesheet Spend by Current Status					Timesheet Type		
	Total TS	Total Hours	Total Spend	Avg Bill Rate	Pending Approval	Approved	Suspended	Invoiced	Rejected	Original	Amended	
(all regions)	40	578	\$12,474	\$21.58	\$1,344	\$10,479	\$651			\$0	26	14
Client 3 Testing	6	108	\$2,348	\$21.74		\$2,348					3	3
Sanity- Peopleclick QA Client	34	470	£10,126	£21.54	£1,344	£8,131	£651			£0	23	11

Document: VTE03 - Timesheet Spend Overview with Region
Refreshed By: 9224\$Stephanie.Soberon



Page: 1 of 1

■ Timesheet Overview By Vendor

Refreshed: Tuesday, November 29, 2022 2:43:57 PM

TS Submitted Between: 7/1/2022 12:00:00 AM - 11/29/2022 12:00:00 AM

Region(s): All Regions

Vendor(s): All Vendors

Root Req Class(es): All Root Req Classes

Vendor	Overall Spend				Timesheet Spend by Current Status					Timesheet Type	
	Total TS	Total Hours	Total Spend	Avg Bill Rate	Pending Approval	Approved	Suspended	Invoiced	Rejected	Original	Amended
(all vendors)	40	578	\$12,474	\$21.58	\$1,344	\$10,479	\$651			26	14
Peopleclick QA Vendor	40	578	\$12,474	\$22	\$1,344	\$10,479	\$651			26	14

Document: VTE03 - Timesheet Spend Overview with Region
Refreshed By: 9224\$Stephanie.Soberon



Page: 1 of 1

■ Timesheet Overview By Root Req Class

Refreshed: Tuesday, November 29, 2022 2:43:57 PM

TS Submitted Between: 7/1/2022 12:00:00 AM - 11/29/2022 12:00:00 AM

Region(s): All Regions

Vendor(s): All Vendors

Root Req Class(es): All Root Req Classes

Root Req Class	Overall Spend				Timesheet Spend by Current Status					Timesheet Type	
	Total TS	Total Hours	Total Spend	Avg Bill Rate	Pending Approval	Approved	Suspended	Invoiced	Rejected	Original	Amended
(all root req classes)	40	578	\$12,474	\$21.58	\$1,344	\$10,479	\$651			26	14
9226 no access	10	206	£4,326	£21.00	£1,008	£3,318				6	4
Long form class	6	108	\$2,348	\$21.74		\$2,348				3	3
Medium Form	3	64	£1,600	£25.00		£1,600				2	1
New Req Class 1	13	72	£1,512	£21.00	£168	£1,344		£0		10	3
QA Template	1	0	£0	#DIV/0		£0				1	
Quality Assurance	1	8	£168	£21.00	£168						1
Test Level 1 Req Class	2	38	£798	£21.00		£147	£651			1	1
Test Level 4.1 Req Class	4	82	£1,722	£21.00		£1,722				3	1

Document: VTE03 - Timesheet Spend Overview with Region
Refreshed By: 9224\$Stephanie.Soberon



Page: 1 of 1

VTE05 - Timesheet Next Approver

Description:

This report provides a view of timesheets in pending approval status for the purpose of timesheet approval review.

Prompts:

Optional: Manager(s), Minimum TS Submitted Date/Time, Region Name(s)

When to run:

This report should be used to get a view of timesheets you have in the system in pending approval status for the purpose of timesheet approval review. It will give you an overview of the timesheets, including timesheet last action date and comments, if applicable.

Report Samples:

VTE05 - Timesheet Next Approver

Refreshed: Wednesday, November 30, 2022 2:56:29 PM

Engt ID	Cand ID	Timesheet Next Approver Set FML	Candidate First Name	Candidate Last Name	Manager	Timesheet ID	Timesheet End Date	Submitted Date	Timesheet Last Action	Timesheet Last Action Date
579723	2463815		Test	CandTS	Sreekanth Chinta	9614965	3/12/16	4/19/16	Submitted for Approval	4/19/16
579893	2465268		Peter1	Orange1	Kvothe Arcane	9623259	5/7/16	4/22/16	Submitted for Approval	4/22/16
631815	2773445	Todd Admin(Director)	3/9	WP	Todd Paddock	13748186	3/19/17	9/25/20	Submitted for Approval	9/25/20
631815	2773445	Todd Admin(Director)	3/9	WP	Todd Paddock	14516548	3/5/17	10/3/21	Submitted for Approval	10/3/21
715730	3274333	Sreekanth Chinta (Director)	Devineni	Siva	Sreekanth Chinta	14492631	3/24/19	9/22/21	Submitted for Approval	9/22/21
732142	3358053	Sreekanth Chinta (Director), Todd Admin (Director)	Nimmagadda	Venkateswara	Approve VMS1	15017856	9/15/19	4/28/22	Submitted for Approval	4/28/22
771887	3599216		Cand	0925	Paula Smith	14460447	9/27/20	9/9/21	Submitted for Approval	9/9/21
774530	3611748	Sreekanth Chinta (Director)	Avin	Bayaneni	Sreekanth Chinta	14467374	10/25/20	9/11/21	Submitted for Approval	9/11/21
775008	3614999	Sreekanth Chinta (Director)	Vinnie	Tatineni	Sreekanth Chinta	15438693	12/6/20	10/6/22	Submitted for Approval	10/6/22
775008	3614999		Vinnie	Tatineni	Sreekanth Chinta	15555127	12/20/20	11/17/22	Approved	11/17/22
801556	3758904	Sreekanth Chinta (Director)	Cand	0819	Sreekanth Chinta	14470969	8/15/21	9/13/21	Submitted for Approval	9/13/21
829525	3911891	Sreekanth Chinta (Director)	Cand	0526	Sreekanth Chinta	15374381	5/15/22	9/12/22	Submitted for Approval	9/12/22
835073	3937498	Sreekanth Chinta (Director)	Cand	0705	Sreekanth Chinta	15374355	7/3/22	9/12/22	Submitted for Approval	9/12/22

Document: VTE05 - Timesheet Next Approver
Refreshed By: 9224\$Stephanie.Soberon



Page: 7 of 8

VTE05 - Timesheet Next Approver

Refreshed: Wednesday, November 30, 2022 2:56:29 PM

Timesheet Last Action First Name	Timesheet Last Action Middle Initial	Timesheet Last Action Last Name	Last Action Type Reason	Timesheet Last Action Comment
Sreekanth		Chinta	Timesheet	
Tuan		pc_Tran	Timesheet	
Todd		Paddock	Timesheet	
Admin		VMS1	Timesheet	Test approval
Sreekanth		pc_Chinta	Timesheet	Vend Proxy Submit
Sreekanth		Chinta	Timesheet	
Taylor		Ramchandan ni	Timesheet	
Sreekanth		Chinta	Timesheet	
Sreekanth		Chinta	Timesheet	
Sreekanth		Chinta	Timesheet	
Taylor		Ramchandan ni	Timesheet	
Sreekanth		pc_Chinta	Timesheet	
Sreekanth		pc_Chinta	Timesheet	

Document: VTE05 - Timesheet Next Approver
Refreshed By: 9224\$Stephanie.Soberon



Page: 8 of 8

VTE10 - Timesheet Summary by Approved Date

Description:

This report provides a summary of timesheet information for all approved timesheets having a timesheet approved date within the specified date range. Includes graphs for Timesheets by Days to Submit and Timesheets by Days to Approve.

Prompts:

Required: Timesheet Approved Date Range

Optional: Manager(s), Vendor(s)

When to run:

This report should be used to get a summary of timesheet information you have in the system for all approved timesheets having a timesheet approved date within the specified date range. It will give you an overview of the timesheets, including graphs for Timesheets by Days to Submit and Timesheets by Days to Approve.

Report Samples:

Timesheet Summary by Approved Date

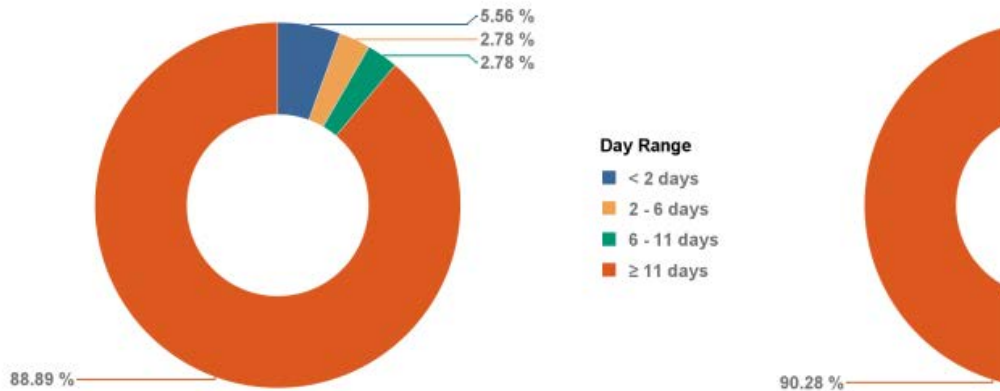
Refreshed: Wednesday, November 30, 2022 3:11:57 PM

Approved Date Between: 1/1/2022 12:00:00 AM - 11/30/2022 12:00:00 AM

Manager(s): All Managers

Vendor(s): All Vendors

Total Timesheets		Total App	
72		£2	
Average Approved Spend		Average Days to Approve	
£404		216.9	
Timesheets by Days to Submit			Tit



TS ID	Cand ID	Candidate Name	Manager	Vendor	TS End Date	Submit Date	Days Subm
15438845	4005282	Cand06, Test	bhandari, amrita	Peopleclick QA Vendor	07 Aug 22	06 Oct 22	60
15438854	4005282	Cand06, Test	bhandari, amrita	Peopleclick QA Vendor	14 Aug 22	06 Oct 22	53
15476497	4016294	Cand20, Test	bhandari, amrita	Peopleclick QA Vendor	21 Aug 22	20 Oct 22	60
15501643	4016294	Cand20, Test	bhandari, amrita	Peopleclick QA Vendor	28 Aug 22	28 Oct 22	61
15251228	3953632	Rel2, Test	bhandari, amrita	Peopleclick QA Vendor	29 May 22	28 Jul 22	60
15536919	4031409	Relase, New	bhandari, amrita	Peopleclick QA Vendor	18 Sep 22	10 Nov 22	53
15307231	3969271	VMS, Test	bhandari, amrita	Peopleclick QA Vendor	19 Jun 22	18 Aug 22	60
15331161	3969271	VMS, Test	bhandari, amrita	Peopleclick QA Vendor	26 Jun 22	26 Aug 22	61
13751133	3583684	TestCandidate, Jana	Brown, Jana	Sanity- Peopleclick QA Client	02 Aug 20	25 Sep 20	54
15266078	3846757	0210, Cand	Chinta, Sreekanth	Peopleclick QA Vendor	06 Mar 22	02 Aug 22	149
15266088	3846757	0210, Cand	Chinta, Sreekanth	Peopleclick QA Vendor	06 Mar 22	02 Aug 22	149
14831205	3846757	0210, Cand	Chinta, Sreekanth	Peopleclick QA Vendor	13 Feb 22	10 Feb 22	-3
15033607	3846757	0210, Cand	Chinta, Sreekanth	Peopleclick QA Vendor	13 Mar 22	04 May 22	52
15033624	3846757	0210, Cand	Chinta, Sreekanth	Peopleclick QA Vendor	13 Mar 22	04 May 22	52

Timesheet Summary by Approved Date

Refreshed: Wednesday, November 30, 2022 3:11:57 PM

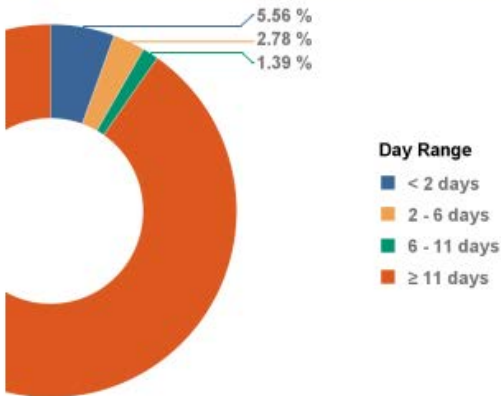
Approved Spend

9,109

Median Days to Approve

52

Timesheets by Days to Approve



Sort Order: Manager, Candidate, TS End Date / A = Amendment

to	Final Apprv Date	Days to Final Apprv	Hrs	Client Rate	A	Spend
	06 Oct 22	60	0	£5.00		£0.00
	06 Oct 22	53	0	£5.00		£0.00
	20 Oct 22	60	0	£0.00		£0.00
	28 Oct 22	61	0	£0.00		£0.00
	28 Jul 22	60	0	£20.00		£0.00
	17 Nov 22	60	0	£10.00		£0.00
	18 Aug 22	60	0	£10.00		£0.00
	26 Aug 22	61	0	£10.00		£0.00
	27 Jan 22	543	16	£50.00		£0.00
	02 Aug 22	149	31	£21.00		£651.00
	02 Aug 22	149	7	£21.00A		£147.00
	10 Feb 22	-3	23	£21.00		£483.00
	04 May 22	52	24	£21.00		£504.00
	04 May 22	52	16	£21.00A		£336.00
	02 Aug 22	163	24	£21.00		£504.00
	28 Jul 22	130	24	£21.00		£504.00

VTE11 - Timesheet Summary by Submitted Date

Description:

This report provides a summary of timesheet information for all timesheets submitted within the specified date range. Includes graphs for Timesheets by Status and Timesheets by Days to Submit.

Prompts:

Required: Timesheet Submitted Date Range

Optional: Manager(s), Vendor(s)

When to run:

This report should be used to get a summary of timesheet information you have in the system for all timesheets submitted within the specified date range. It will give you an overview of the timesheets, including graphs for Timesheets by Status and Timesheets by Days to Submit.

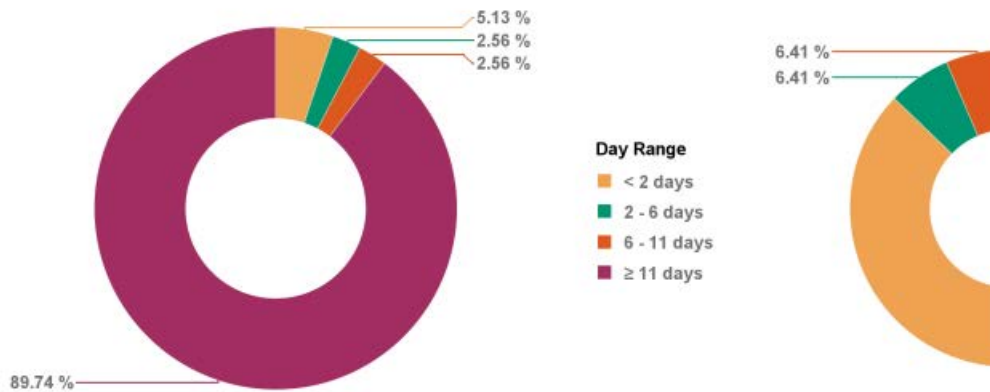
Report Samples:

Timesheet Summary by Submitted Date

Refreshed: Wednesday, November 30, 2022 3:35:16 PM

Submit Date Between: 1/1/2022 12:00:00 AM - 11/30/2022 12:00:00 AM
 Manager(s): All Managers
 Vendor(s): All Vendors

Total Timesheets		Total
78		£3
Average Spend	Average Days to Submit	
£404	187.46	
Timesheets by Days to Submit		



TS ID	Cand ID	Candidate Name	Manager	Vendor	TS End Date	Submit Date	Days Subm
15438845	4005282	Cand06, Test	bhandari, amrita	Peopleclick QA Vendor	07 Aug 22	06 Oct 22	60
15438854	4005282	Cand06, Test	bhandari, amrita	Peopleclick QA Vendor	14 Aug 22	06 Oct 22	53
15476497	4016294	Cand20, Test	bhandari, amrita	Peopleclick QA Vendor	21 Aug 22	20 Oct 22	60
15501643	4016294	Cand20, Test	bhandari, amrita	Peopleclick QA Vendor	28 Aug 22	28 Oct 22	61
15251228	3953632	Rel2, Test	bhandari, amrita	Peopleclick QA Vendor	29 May 22	28 Jul 22	60
15536898	4031409	Release, New	bhandari, amrita	Peopleclick QA Vendor	11 Sep 22	10 Nov 22	60
15536919	4031409	Release, New	bhandari, amrita	Peopleclick QA Vendor	18 Sep 22	10 Nov 22	53
15307231	3969271	VMS, Test	bhandari, amrita	Peopleclick QA Vendor	19 Jun 22	18 Aug 22	60
15331161	3969271	VMS, Test	bhandari, amrita	Peopleclick QA Vendor	26 Jun 22	26 Aug 22	61
15023550	3846757	0210, Cand	Chinta, Sreekanth	Peopleclick QA Vendor	06 Mar 22	30 Apr 22	55
15266078	3846757	0210, Cand	Chinta, Sreekanth	Peopleclick QA Vendor	06 Mar 22	02 Aug 22	149
15266088	3846757	0210, Cand	Chinta, Sreekanth	Peopleclick QA Vendor	06 Mar 22	02 Aug 22	149
14831205	3846757	0210, Cand	Chinta, Sreekanth	Peopleclick QA Vendor	13 Feb 22	10 Feb 22	-3
15033607	3846757	0210, Cand	Chinta, Sreekanth	Peopleclick QA Vendor	13 Mar 22	04 May 22	52
15033624	3846757	0210, Cand	Chinta, Sreekanth	Peopleclick QA Vendor	13 Mar 22	04 May 22	52
14931020	3846757	0210, Cand	Chinta, Sreekanth	Peopleclick QA Vendor	20 Feb 22	22 Mar 22	30

Timesheet Summary by Submitted Date

Refreshed: Wednesday, November 30, 2022 3:35:16 PM

Spend

1,498

Median Days to Submit

52

Submitted Timesheets Status



Sort Order: Manager, Candidate, TS End Date / A = Amendment

Submitted	TS Hours	Client Rate	TS Spend	Client Rate	A	Status
	0	£5.00	£0.00	£5.00		Approved
	0	£5.00	£0.00	£5.00		Approved
	0	£0.00	£0.00	£0.00		Approved
	0	£0.00	£0.00	£0.00		Approved
	0	£20.00	£0.00	£20.00		Approved
	0	£10.00	£0.00	£10.00		Rejected
	0	£10.00	£0.00	£10.00		Approved
	0	£10.00	£0.00	£10.00		Approved
	0	£10.00	£0.00	£10.00		Approved
	32	£21.00	£672.00	£21.00		Rejected
	31	£21.00	£651.00	£21.00		Approved
	7	£21.00	£147.00	£21.00	A	Approved
	23	£21.00	£483.00	£21.00		Approved
	24	£21.00	£504.00	£21.00		Approved
	16	£21.00	£336.00	£21.00	A	Approved
	24	£21.00	£504.00	£21.00		Approved
	24	£21.00	£504.00	£21.00		Approved

VTE12 - Timesheet Summary by Week End Date

Description:

This report provides a summary of timesheet information for all timesheets with a week ending date within the specified date range. Includes graphs for Timesheets by Status and Timesheets by Days to Submit.

Prompts:

Required: Timesheet Week End Date Range

Optional: Manager(s), Vendor(s)

When to run:

This report should be used to get a summary of timesheet information you have in the system for all timesheets with a week ending date within the specified date range. It will give you an overview of the timesheets, including graphs for Timesheets by Status and Timesheets by Days to Submit.

Report Samples:

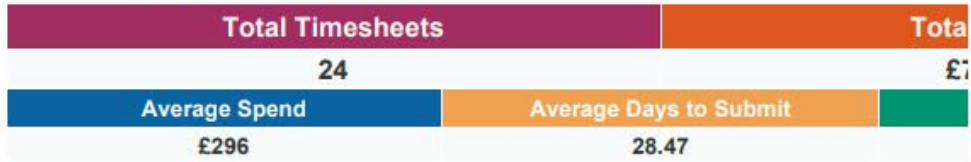
Timesheet Summary by Week End Date

Refreshed: Wednesday, November 30, 2022 3:44:37 PM

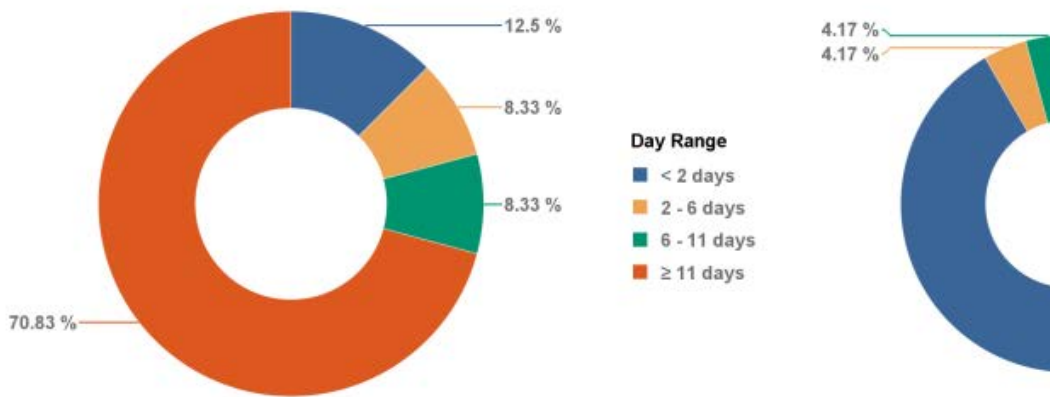
Submit Date Between: 7/1/2022 12:00:00 AM - 11/30/2022 12:00:00 AM

Manager(s): All Managers

Vendor(s): All Vendors



Timesheets by Days to Submit

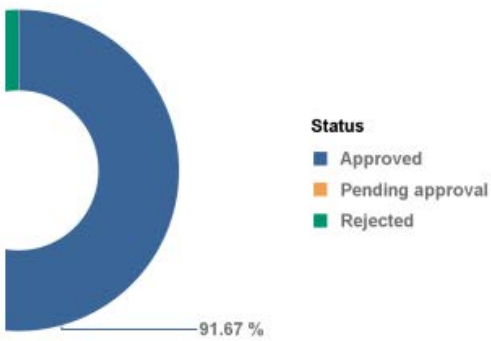


TS ID	Cand ID	Candidate Name	Manager	Vendor	TS End Date	Submit Date	Da
15438845	4005282	Cand06, Test	bhandari, amrita	Peopleclick QA Vendor	07 Aug 22	06 Oct 22	
15438854	4005282	Cand06, Test	bhandari, amrita	Peopleclick QA Vendor	14 Aug 22	06 Oct 22	
15476497	4016294	Cand20, Test	bhandari, amrita	Peopleclick QA Vendor	21 Aug 22	20 Oct 22	
15501643	4016294	Cand20, Test	bhandari, amrita	Peopleclick QA Vendor	28 Aug 22	28 Oct 22	
15536898	4031409	Release, New	bhandari, amrita	Peopleclick QA Vendor	11 Sep 22	10 Nov 22	
15536919	4031409	Release, New	bhandari, amrita	Peopleclick QA Vendor	18 Sep 22	10 Nov 22	
15191206	39374980705	Cand	Chinta, Sreekanth	Peopleclick QA Vendor	03 Jul 22	05 Jul 22	
15374355	39374980705	Cand	Chinta, Sreekanth	Peopleclick QA Vendor	03 Jul 22	12 Sep 22	
15256993	39374980705	Cand	Chinta, Sreekanth	Peopleclick QA Vendor	10 Jul 22	30 Jul 22	
15256994	39374980705	Cand	Chinta, Sreekanth	Peopleclick QA Vendor	10 Jul 22	30 Jul 22	
15374356	39374980705	Cand	Chinta, Sreekanth	Peopleclick QA Vendor	10 Jul 22	12 Sep 22	
15353556	39748480825	Cand	Chinta, Sreekanth	Peopleclick QA Vendor	04 Sep 22	06 Sep 22	
15325678	39748480825	Cand	Chinta, Sreekanth	Peopleclick QA Vendor	14 Aug 22	25 Aug 22	
15374349	39748480825	Cand	Chinta, Sreekanth	Peopleclick QA Vendor	14 Aug 22	12 Sep 22	
15341788	39748480825	Cand	Chinta, Sreekanth	Peopleclick QA Vendor	21 Aug 22	31 Aug 22	
15341790	39748480825	Cand	Chinta, Sreekanth	Peopleclick QA Vendor	21 Aug 22	31 Aug 22	
15374353	39748480825	Cand	Chinta, Sreekanth	Peopleclick QA Vendor	21 Aug 22	12 Sep 22	

Timesheet Summary by Week End Date

Refreshed: Wednesday, November 30, 2022 3:44:37 PM

Spend
7,094
Median Days to Submit
17.5
Submitted Timesheets Status



Sort Order: Manager, Candidate, TS End Date / A = Amendment

Days to Submit	TS Hours	Client Rate	TS Spend	A	Status
60	0	£5.00	£0.00		Approved
53	0	£5.00	£0.00		Approved
60	0	£0.00	£0.00		Approved
61	0	£0.00	£0.00		Approved
60	0	£10.00	£0.00		Rejected
53	0	£10.00	£0.00		Approved
2	24	£21.00	£504.00		Approved
71	8	£21.00	£168.00	A	Pending approval
20	24	£21.00	£504.00		Approved
20	8	£21.00	£168.00	A	Approved
64	8	£21.00	£168.00	A	Approved
2	24	\$21.74	\$521.76		Approved
11	32	\$21.74	\$695.68		Approved
29	8	\$21.74	\$173.92	A	Approved
10	32	\$21.74	\$695.68		Approved
10	8	\$21.74	\$173.92	A	Approved
22	4	\$21.74	\$86.96	A	Approved

VTE20 - Timesheet Details

Description:

This report provides a view of timesheet detail for all timesheets submitted between the dates entered by the user for the purpose of timesheet review and approval.

Prompts:

Required: Timesheet Submitted Between Date Range

Optional: Manager(s), Vendor(s)

When to run:

This report should be used to get a view of timesheet details you have in the system for all timesheets submitted between a specific date range entered for the purpose of timesheet review and approval. It will give you an overview of the timesheets, including timesheet history.

Report Samples:

Timesheet Detail

Refreshed: Monday, December 5, 2022 2:14:46 PM

Date Worked	Parent Project / Task	Billing Rule	Base	Hours	Client Rate	Spend	Comments
12 Sep 22	ANNUAL CAPITAL Project A	Standard	N	8.00	£21.00	£168.00	
13 Sep 22	ANNUAL CAPITAL Project A	Standard	N	8.00	£21.00	£168.00	
14 Sep 22	ANNUAL CAPITAL Project A	Standard	N	8.00	£21.00	£168.00	
15 Sep 22	ANNUAL CAPITAL Project A	Standard	N	8.00	£21.00	£168.00	
				Totals	32.00	£672.00	

Timesheet Comments

TS Cost Center Name Hoth icy Payment Center

TS GL Name QAGL01

Timesheet Information

Amendment No
Suspended No
GL Code QAGL01
Cost Center Hoth icy Payment Center

Engagement Information

Engt ID 842969
Vendor Peopleclick QA Vendor
Manager Chinta, Sreekanth
Req ID 692807
Req Title Req VT0908

Timesheet History

Submitted 30 Sep 22 by Chinta, Sreekanth
Approved 9/30/22 by Chinta, Sreekanth
Invoiced 30 Sep 22 Bepa ID = 982401
Rejected

Date Worked	Parent Project / Task	Billing Rule	Base	Hours	Client Rate	Spend	Comments
12 Sep 22	ANNUAL CAPITAL Project A	Standard	N	8.00	£21.00	£168.00	
13 Sep 22	ANNUAL CAPITAL Project A	Standard	N	8.00	£21.00	£168.00	
14 Sep 22	ANNUAL CAPITAL Project A	Standard	N	8.00	£21.00	£168.00	
15 Sep 22	ANNUAL CAPITAL Project A	Standard	N	8.00	£21.00	£168.00	
				Totals	32.00	£672.00	

Document: VTE20 - Timesheet Detail
Refreshed By: 9224\$Stephanie.Soberon

VectorVMS Page: 20 of 34

VTE21 - Timesheet Details - TS ID(s)

Description:

This report provides a view of timesheet detail for a specific timesheet(s) for the purpose of timesheet review and approval.

Prompts:

Required: Timesheet ID(s)

When to run:

This report should be used to get a view of timesheet details you have in the system for a specific timesheet(s) for the purpose of timesheet review and approval. It will give you an overview of the timesheets, including timesheet history.

Report Samples:

■ Timesheet Detail - TS ID(s)

Refreshed: Monday, December 5, 2022 2:36:15 PM

TS ID(s): 15341788

Date Worked	Parent Project / Task	Billing Rule	Base	Hours	Client Rate	Spend	Comments
15 Aug 22	QA test project	Regular*	Y	8.00	\$21.74	\$173.92	
16 Aug 22	QA test project	Regular*	Y	8.00	\$21.74	\$173.92	
17 Aug 22	QA test project	Regular*	Y	8.00	\$21.74	\$173.92	
18 Aug 22	QA test project	Regular*	Y	8.00	\$21.74	\$173.92	
				Totals	32.00	\$695.68	

Timesheet Comments

TS Cost Center Name: Hoth icy Payment Center

TS GL Name: xxx C2 GL

Timesheet Information

Amendment: No

Suspended: No

GL Code: xxx C2 GL

Cost Center: Hoth icy Payment Center

Engagement Information

Engt ID: 841463

Vendor: Peopleclick QA Vendor

Manager: Chinta, Sreekanth

Req ID: 691306

Req Title: Test Req 08/25

Timesheet History

Submitted: 31 Aug 22 by Chinta, Sreekanth


Approved: 8/31/22 by Chinta, Sreekanth

Invoiced:

Rejected:

Document: VTE21 - Timesheet Detail - TS ID(s)

Refreshed By: 9224\$Stephanie.Soberon



Page: 1 of 2

VTE22 - Timesheet Details - Cand ID(s)

Description:

This report provides a view of timesheet detail for timesheets with TS End Date(s) between the range entered by the user and the selected Cand ID(s).

Prompts:

Required: Timesheet End Between Date Range, Candidate ID(s)

When to run:

This report should be used to get a view of timesheet details you have in the system within a specified timesheet end date(s) range and selected candidate ID(s). It will give you an overview of the timesheets, including timesheet history.

Report Samples:

■ Timesheet Detail - Cand ID(s)
Refreshed: Monday, December 5, 2022 2:45:52 PM

Candidate (ID)	Date Worked	Parent Project / Task	Billing Rule	Base	Hours	Client Rate	Spend	Comments
VT0908, Cand (3982971)	12 Sep 22	ANNUAL CAPITAL Project A	Standard	N	8.00	£21.00	£168.00	
TS ID 15426169	13 Sep 22	ANNUAL CAPITAL Project A	Standard	N	8.00	£21.00	£168.00	
TS End Date 18 Sep 22	14 Sep 22	ANNUAL CAPITAL Project A	Standard	N	8.00	£21.00	£168.00	
TS Status Approved	15 Sep 22	ANNUAL CAPITAL Project A	Standard	N	8.00	£21.00	£168.00	
	Totals				32.00		£672.00	

Timesheet Comments

TS Cost Center Name: Hoth Icy Payment Center

TS GL Name: QAGL01

Timesheet Information

Amendment No	Date Worked	Parent Project / Task	Billing Rule	Base	Hours	Client Rate	Spend	Comments
Suspended No	12 Sep 22	ANNUAL CAPITAL Project A	Standard	N	8.00	£21.00	£168.00	
GL Code QAGL01	13 Sep 22	ANNUAL CAPITAL Project A	Standard	N	8.00	£21.00	£168.00	
Cost Center Hoth Icy Payment Center	14 Sep 22	ANNUAL CAPITAL Project A	Standard	N	8.00	£21.00	£168.00	
	15 Sep 22	ANNUAL CAPITAL Project A	Standard	N	8.00	£21.00	£168.00	
	Totals				32.00		£672.00	


Engagement Information

Engt ID 842969
 Vendor Peopleclick QA Vendor
 Manager Chinta, Sreekanth
 Req ID 692807
 Req Title Req VT0908

Timesheet History

Submitted 30 Sep 22 by Chinta, Sreekanth
 Approved 9/30/22 by Chinta, Sreekanth
 Invoiced 30 Sep 22 Bepa ID = 982401
 Rejected

Document: VTE22 - Timesheet Detail - Cand ID(s)
 Refreshed By: 9224SSStephanie.Soberon



Page: 3 of 5

VTE25 - Current Missing Timesheets

Description:

This report provides a visual summary of all candidates with timesheets missing for any of the 8 most recent timesheet period end dates. It estimates the missing spend amount based on either the average approved timesheet spend (if candidate has any approved timesheets) or the calculated expected weekly hours multiplied by the current client rate. If either "days per week" or "hours per day" values are missing, the report will estimate the number of hours per week to multiply by the client rate, based upon 8 hours per day and 5 days per week.

Prompts:

Optional: Manager(s), Vendor(s)

When to run:

This report should be used to get a visual summary of all candidates with missing timesheets you have in the system for any of the 8 most recent timesheet period end dates. It will give you a high level overview of the timesheets, including estimates of the missing spend amount based on either the average approved timesheet spend (if candidate has any approved timesheets) or the calculated expected weekly hours multiplied by the current client rate. If either "days per week" or "hours per day" values are missing, the report will estimate the number of hours per week to multiply by the client rate, based upon 8 hours per day and 5 days per week.

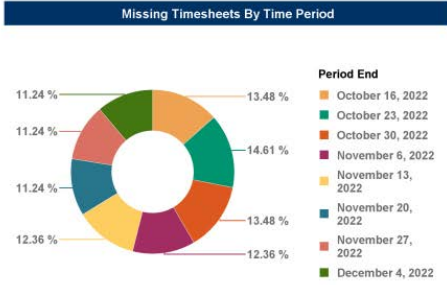
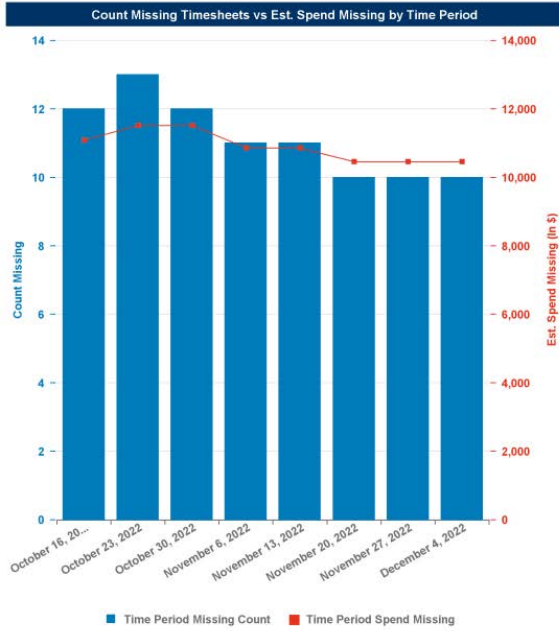
Report Samples:

Current Missing Timesheets

Refreshed: Monday, December 5, 2022 2:56:43 PM

Vendor(s): All Vendors
 Manager(s): All Managers

Missing Timesheets Overview	
Total Expected TS Cnt:	90
# Missing (%):	89 (98.9%)
Est \$ Missing:	\$87,263
# Candidates:	14



Document: VTE25 - Current Missing Timesheets
 Refreshed By: 9224\$Stephanie.Soberon



Current Missing Timesheets

Refreshed: Monday, December 5, 2022 2:56:43 PM

Missing Spend Estimation Method: Avg Approved TS Spend Client Weekly Hours * Max Client Rate Est Weekly Hours * Max Client Rate sort order: Vendor, Missing Cnt, Candidate

Cand ID	Candidate Name	Vendor Name	Manager	Engt Start	Engt End	Miss Cnt	Est. Spend Missing	Timesheet Period End Date							
								16 Oct	23 Oct	30 Oct	06 Nov	13 Nov	20 Nov	27 Nov	04 Dec
3611748	Bayaneni, Avin	Peoplick QA Vendor	Chinta, Sreekanth	05 Oct 20	06 Nov 70	8	\$8,000	♦	♦	♦	♦	♦	♦	♦	♦
3606942	Bayaneni, Lakshmi	Peoplick QA Vendor	Chinta, Sreekanth	31 May 20	26 Jun 50	8	\$7,360	♦	♦	♦	♦	♦	♦	♦	♦
2214577	Cand, Disengage	Peoplick QA Vendor	Paddock, Todd	01 Jan 21	31 Dec 25	8	\$3,200	♦	♦	♦	♦	♦	♦	♦	♦
3158278	Devineni, Balakrishna R	Peoplick QA Vendor	Chinta, Sreekanth	06 Aug 18	31 Aug 28	8	\$15,461	♦	♦	♦	♦	♦	♦	♦	♦
3345720	Devineni, Balayya	Peoplick QA Vendor	Chinta, Sreekanth	01 Jul 19	03 Oct 29	8	\$8,000	♦	♦	♦	♦	♦	♦	♦	♦
3391251	Lingamaneni, Vamsi K	Peoplick QA Vendor	Chinta, Sreekanth	02 Sep 19	08 Nov 49	8	\$5,440	♦	♦	♦	♦	♦	♦	♦	♦
3274333	Siva, Devineni	Peoplick QA Vendor	Chinta, Sreekanth	18 Feb 19	30 Mar 39	8	\$14,400	♦	♦	♦	♦	♦	♦	♦	♦
3614999	Tatineni, Vinnie	Peoplick QA Vendor	Chinta, Sreekanth	05 Oct 20	06 Nov 70	8	\$6,720	♦	♦	♦	♦	♦	♦	♦	♦
3358053	Venkateswara, Nimmagadda	Peoplick QA Vendor	VMS1, Approve	08 Jul 19	19 Sep 25	8	\$8,400	♦	♦	♦	♦	♦	♦	♦	♦
4035407	1117, Cand	Peoplick QA Vendor	Chinta, Sreekanth	31 Oct 22	09 Dec 22	5	\$4,200				♦	♦	♦	♦	♦
4031409	Relase, New	Peoplick QA Vendor	bhandari, amrita	10 Sep 22	10 Nov 22	5	\$2,000	♦	♦	♦	♦	♦			
3614045	Tenure, Cand	Peoplick QA Vendor	Chinta, Sreekanth	05 Oct 18	26 Oct 22	3	\$3,221	♦	♦	♦					
4016294	Cand20, Test	Peoplick QA Vendor	bhandari, amrita	20 Aug 22	20 Oct 22	2	\$0	♦	♦						
4001506	Welsh, Cand	Peoplick QA Vendor	Chinta, Sreekanth	26 Sep 22	28 Oct 22	2	\$861	♦	♦	♦					

Document: VTE25 - Current Missing Timesheets
 Refreshed By: 9224\$Stephanie.Soberon



VTE26 - Current Missing Timesheets by Engagement

Description:

This report provides a visual summary of all engagement with timesheets missing for any of the 8 most recent timesheet period end dates. Estimates the missing spend amount based on either the average approved timesheet spend (if engagement has any approved timesheets) or the calculated expected weekly hours multiplied by the current client rate. If either "days per week" or "hours per day" values are missing, the report will estimate the number of hours per week to multiply by the client rate, based upon 8 hours per day and 5 days per week.

Prompts:

Optional: Manager(s), Vendor(s)

When to run:

This report should be used to get a visual summary of all engagement with missing timesheets you have in the system for any of the 8 most recent timesheet period end dates. It will give you a high level overview of the timesheets, including estimates of the missing spend amount based on either the average approved timesheet spend (if engagement has any approved timesheets) or the calculated expected weekly hours multiplied by the current client rate. If either "days per week" or "hours per day" values are missing, the report will estimate the number of hours per week to multiply by the client rate, based upon 8 hours per day and 5 days per week.

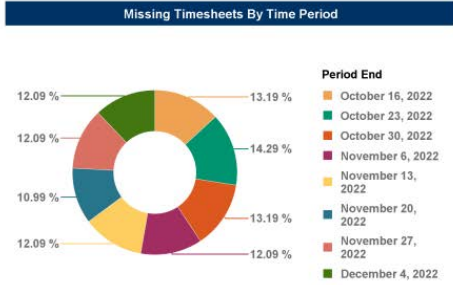
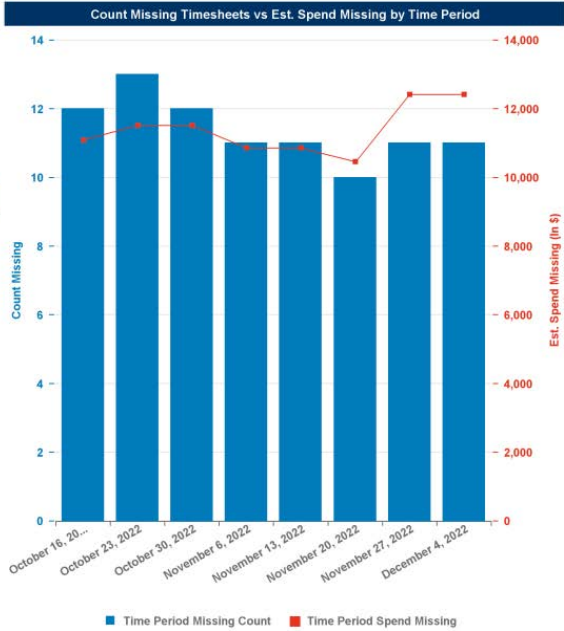
Report Samples:

Current Missing Timesheets by Engagement

Refreshed: Friday, December 9, 2022 9:45:43 AM

Vendor(s): All Vendors
 Manager(s): All Managers

Missing Timesheets Overview	
Total Expected TS Cnt:	92
# Missing (%):	91 (98.9%)
Est \$ Missing:	\$91,183
# Engagements:	15



Document: VTE26 - Current Missing Timesheets by Engagement
 Refreshed By: 9224\$Stephanie.Soberon



Page: 1 of 2

Current Missing Timesheets by Engagement

Refreshed: Friday, December 9, 2022 9:45:43 AM

Missing Spend Estimation Method: Avg Approved TS Spend Client Weekly Hours * Max Client Rate Est Weekly Hours * Max Client Rate sort order: Vendor, Missing Cnt, Candidate

Engt ID	Candidate Name	Vendor Name	Manager	Engt Start	Engt End	Miss Cnt	Est. Spend Missing	Timesheet Period End Date							
								16 Oct	23 Oct	30 Oct	06 Nov	13 Nov	20 Nov	27 Nov	04 Dec
774530	Bayaneni, Avin	Peopleclick QA Vendor	Chinta, Sreekanth	05 Oct 20	06 Nov 70	8	\$8,000	♦	♦	♦	♦	♦	♦	♦	♦
773819	Bayaneni, Lakshmi	Peopleclick QA Vendor	Chinta, Sreekanth	31 May 20	26 Jun 50	8	\$7,360	♦	♦	♦	♦	♦	♦	♦	♦
535547	Cand, Disengage	Peopleclick QA Vendor	Paddock, Todd	01 Jan 21	31 Dec 25	8	\$3,200	♦	♦	♦	♦	♦	♦	♦	♦
692262	Devineni, Balakrishna R	Peopleclick QA Vendor	Chinta, Sreekanth	06 Aug 18	31 Aug 28	8	\$15,461	♦	♦	♦	♦	♦	♦	♦	♦
729568	Devineni, Balayya	Peopleclick QA Vendor	Chinta, Sreekanth	01 Jul 19	03 Oct 29	8	\$8,000	♦	♦	♦	♦	♦	♦	♦	♦
737665	Lingamaneni, Vamsi K	Peopleclick QA Vendor	Chinta, Sreekanth	02 Sep 19	08 Nov 49	8	\$5,440	♦	♦	♦	♦	♦	♦	♦	♦
715730	Siva, Devineni	Peopleclick QA Vendor	Chinta, Sreekanth	18 Feb 19	30 Mar 39	8	\$14,400	♦	♦	♦	♦	♦	♦	♦	♦
775008	Tatineni, Vlnnie	Peopleclick QA Vendor	Chinta, Sreekanth	05 Oct 20	06 Nov 70	8	\$6,720	♦	♦	♦	♦	♦	♦	♦	♦
732142	Venkateswara, Nimmagadda	Peopleclick QA Vendor	VMS1, Approve	08 Jul 19	19 Sep 25	8	\$8,400	♦	♦	♦	♦	♦	♦	♦	♦
851279	1117, Cand	Peopleclick QA Vendor	Chinta, Sreekanth	31 Oct 22	09 Dec 22	5	\$4,200				♦	♦	♦	♦	♦
850664	Relase, New	Peopleclick QA Vendor	bhandari, amrita	10 Sep 22	10 Nov 22	5	\$2,000	♦	♦	♦	♦	♦			
774859	Tenure, Cand	Peopleclick QA Vendor	Chinta, Sreekanth	05 Oct 18	26 Oct 22	3	\$3,221	♦	♦	♦					
853296	BuReq, Cand	Peopleclick QA Vendor	Chinta, Sreekanth	21 Nov 22	30 Dec 22	2	\$3,920							♦	♦
848394	Cand20, Test	Peopleclick QA Vendor	bhandari, amrita	20 Aug 22	20 Oct 22	2	\$0	♦	♦						
846309	Welsh, Cand	Peopleclick QA Vendor	Chinta, Sreekanth	26 Sep 22	28 Oct 22	2	\$861	♦	♦						

Document: VTE26 - Current Missing Timesheets by Engagement
 Refreshed By: 9224\$Stephanie.Soberon



Page: 2 of 2

VTE30 - Submitted Timesheet List

Description:

This report provides a list of timesheets submitted within a specified date range, including comprehensive timesheet attribute information.

Prompts:

Required: Timesheet Submitted Date Range

Optional: Manager(s), Vendor(s)

When to run:

This report should be used to get a list of submitted timesheets you have in the system for a specified date range. It will give you an overview of the timesheets, including status, billing rules, total spend and other comprehensive timesheet attribute information.

Report Samples:

Submitted Timesheets List

Refreshed: Friday, December 9, 2022 10:29:23 AM

Cand ID (continued)	Final Approved Date	Final Approver	TS Cost Center Level 1	TS Cost Center Level 2	TS Cost Center Level 3	TS Cost Center Level 4	TS GL Name	Days To Submit	Days To Approve
3846757	02 Aug 22	Ramchandani, Taylor	Hot Icy Payment Center				QAGL01	149	0
3846757	02 Aug 22	System, VMS	Hot Icy Payment Center				QAGL01	149	0
3854511	18 Aug 22	Chinta, Sreekanth	NandMoor CC				QAGL01	151	0
3854511	25 Aug 22	Chinta, Sreekanth	NandMoor CC				QAGL01	151	0
3854511	25 Aug 22	System, VMS	NandMoor CC				QAGL01	151	0
3974848	25 Aug 22	Chinta, Sreekanth	Hot Icy Payment Center				xxx C2 GL	11	0
3974848	31 Aug 22	Chinta, Sreekanth	Hot Icy Payment Center				xxx C2 GL	10	0
3974848	12 Sep 22	Chinta, Sreekanth	Hot Icy Payment Center				xxx C2 GL	10	12
3974848	06 Sep 22	Chinta, Sreekanth	Hot Icy Payment Center				xxx C2 GL	2	0
3982971	08 Sep 22	Chinta, Sreekanth	Hot Icy Payment Center				QAGL01	-3	0
3974848	21 Sep 22	Chinta, Sreekanth	Hot Icy Payment Center				xxx C2 GL	29	9
3974848	06 Oct 22	Chinta, Sreekanth	Hot Icy Payment Center				xxx C2 GL	22	24
3937498			NandMoor CC				QAGL01	71	
3937498	17 Nov 22	Chinta, Sreekanth	NandMoor CC				QAGL01	64	66
3911891			Hot Icy Payment Center				QAGL01	120	
3982971	30 Sep 22	Chinta, Sreekanth	Hot Icy Payment Center				QAGL01	12	0
3982971	30 Sep 22	System, VMS	Hot Icy Payment Center				QAGL01	12	0
4001506	02 Oct 22	Chinta, Sreekanth	Hot Icy Payment Center				QAGL01	0	0

Document: VTE30 - Submitted Timesheets List
Refreshed By: 92245Stephanie.Soberon



Page: 3 of 8

Submitted Timesheets List

Refreshed: Friday, December 9, 2022 10:29:23 AM

Cand ID (continued)	Invoice Status	Amendment?	Suspended?	Client Region
3846757	Pending	No	Yes	Sanity- Peopleclick QA Client
3846757	Pending	Yes	No	Sanity- Peopleclick QA Client
3854511	Pending	No	No	Sanity- Peopleclick QA Client
3854511	Pending	No	No	Sanity- Peopleclick QA Client
3854511	Pending	Yes	No	Sanity- Peopleclick QA Client
3974848		No	No	Client 3 Testing
3974848		No	No	Client 3 Testing
3974848		Yes	No	Client 3 Testing
3974848		No	No	Client 3 Testing
3982971	Pending	No	No	Sanity- Peopleclick QA Client
3974848		Yes	No	Client 3 Testing
3974848		Yes	No	Client 3 Testing
3937498		Yes	No	Sanity- Peopleclick QA Client
3937498	Pending	Yes	No	Sanity- Peopleclick QA Client
3911891		Yes	No	Sanity- Peopleclick QA Client
3982971	Pending	No	No	Sanity- Peopleclick QA Client
3982971	Pending	Yes	No	Sanity- Peopleclick QA Client
4001506	Pending	No	No	Sanity- Peopleclick QA Client

Document: VTE30 - Submitted Timesheets List
Refreshed By: 92245Stephanie.Soberon



Page: 4 of 8

VTE31 - Approved Timesheet List

Description:

This report provides a list of timesheets approved within a specified date range, including comprehensive timesheet attribute information.

Prompts:

Required: Timesheet Approved Date Range

Optional: Manager(s), Vendor(s)

When to run:

This report should be used to get a list of approved timesheets you have in the system for a specified date range. It will give you an overview of the timesheets, including billing rules, total spend and other comprehensive timesheet attribute information.

Report Samples:

Approved Timesheets List

Refreshed: Monday, December 12, 2022 1:45:33 PM

Timesheet Approved: 9/1/2022 12:00:00 AM - 12/12/2022 12:00:00 AM

Vendor(s): All Vendors
 Manager(s): All Managers

Cand ID	Candidate	Vendor	Job Title	Manager	Timesheet ID	Hours
3974848	0825_Cand	Peopleclick QA Vendor	Test Req 08/25	Chinta, Sreekanth	15353556	24
3982971	VT0908_Cand	Peopleclick QA Vendor	Req VT0908	Chinta, Sreekanth	15361317	32
3358053	Venkateswara, Nirmagadda	Peopleclick QA Vendor	Test Req WP0725	VMS1, Approve	13463791	24
3974848	0825_Cand	Peopleclick QA Vendor	Test Req 08/25	Chinta, Sreekanth	15341790	8
3974848	0825_Cand	Peopleclick QA Vendor	Test Req 08/25	Chinta, Sreekanth	15374349	8
3982971	VT0908_Cand	Peopleclick QA Vendor	Req VT0908	Chinta, Sreekanth	15426169	32
3982971	VT0908_Cand	Peopleclick QA Vendor	Req VT0908	Chinta, Sreekanth	15426170	8
4001506	Welsh_Cand	Peopleclick QA Vendor	11111111111111111111111111111111 11111111111111111111111111111111 11111111111111111111111111111111	Chinta, Sreekanth	15427918	24
4001506	Welsh_Cand	Peopleclick QA Vendor	11111111111111111111111111111111 11111111111111111111111111111111 11111111111111111111111111111111	Chinta, Sreekanth	15427927	14
3974848	0825_Cand	Peopleclick QA Vendor	Test Req 08/25	Chinta, Sreekanth	15374353	4
4001506	Welsh_Cand	Peopleclick QA Vendor	11111111111111111111111111111111 11111111111111111111111111111111 11111111111111111111111111111111	Chinta, Sreekanth	15476500	12
3614999	Tatineni, Vinnie	Peopleclick QA Vendor	Req 10/27	Chinta, Sreekanth	15501644	32
3614999	Tatineni, Vinnie	Peopleclick QA Vendor	Req 10/27	Chinta, Sreekanth	15501645	8
4001506	Welsh_Cand	Peopleclick QA Vendor	11111111111111111111111111111111 11111111111111111111111111111111 11111111111111111111111111111111	Chinta, Sreekanth	15505150	32
3616590	10808_Cand	Peopleclick QA Vendor	Req 10808	Chinta, Sreekanth	13812964	32
3937498	0705_Cand	Peopleclick QA Vendor	REQ 0705	Chinta, Sreekanth	15374356	8

Document: VTE31 - Approved Timesheets List
 Refreshed By: 9224\$Stephanie.Soberon



Page: 1 of 8

Approved Timesheets List

Refreshed: Monday, December 12, 2022 1:45:33 PM

Cand ID (continued)	Billing Rule	Client Rate	Proj Fully Qualified Path	Total Spend	Timesheet End Date	Submitted Date	Submitted By	Approved Date	Approved By
3974848	Regular*	\$21.74	QA test project	\$521.76	04 Sep 22	06 Sep 22	Chinta, Sreekanth	06 Sep 22	Chinta, Sreekanth
3982971	Standard	£21.00	ANNUAL CAPITAL Project A	£672.00	11 Sep 22	08 Sep 22	VT0908_Cand	08 Sep 22	Chinta, Sreekanth
3358053	Standard	£25.00	ANNUAL CAPITAL	£600.00	18 Aug 19	07 May 20	Chinta, Sreekanth	08 Sep 22	Ramchandani, Taylor
3974848	Regular*	\$21.74	QA test project	\$173.92	21 Aug 22	31 Aug 22	Chinta, Sreekanth	12 Sep 22	Chinta, Sreekanth
3974848	Regular*	\$21.74	QA test project	\$173.92	14 Aug 22	12 Sep 22	pc_Chinta, Sreekanth	21 Sep 22	Chinta, Sreekanth
3982971	Standard	£21.00	ANNUAL CAPITAL Project A	£672.00	18 Sep 22	30 Sep 22	Chinta, Sreekanth	30 Sep 22	Chinta, Sreekanth
3982971	Standard	£21.00	ANNUAL CAPITAL Project A	£168.00	18 Sep 22	30 Sep 22	Chinta, Sreekanth	30 Sep 22	System, VMS
4001506	Standard	£21.00	engagementproject - 05/21/05	£504.00	02 Oct 22	02 Oct 22	Welsh, Cand	02 Oct 22	Chinta, Sreekanth
4001506	Standard	£21.00	engagementproject - 05/21/05	£294.00	02 Oct 22	02 Oct 22	Chinta, Sreekanth	02 Oct 22	System, VMS
3974848	Regular*	\$21.74	QA test project	\$86.96	21 Aug 22	12 Sep 22	Chinta, Sreekanth	06 Oct 22	Chinta, Sreekanth
4001506	Standard	£21.00	engagementproject - 05/21/05	£252.00	09 Oct 22	20 Oct 22	Chinta, Sreekanth	20 Oct 22	Chinta, Sreekanth
3614999	Standard	£21.00	ENDOWMENTS	£672.00	13 Dec 20	28 Oct 22	Chinta, Sreekanth	28 Oct 22	Chinta, Sreekanth
3614999	Standard	£21.00	ENDOWMENTS	£168.00	13 Dec 20	28 Oct 22	Chinta, Sreekanth	28 Oct 22	System, VMS
4001506	Standard	£21.00	engagementproject - 05/21/05	£672.00	16 Oct 22	31 Oct 22	Chinta, Sreekanth	31 Oct 22	Chinta, Sreekanth
3616590	Regular - Hourly	\$25.00	QA test project	\$800.00	18 Oct 20	30 Oct 20	10808_Cand	10 Nov 22	Chinta, Sreekanth
3937498	Standard	£21.00	ANNUAL CAPITAL	£168.00	10 Jul 22	12 Sep 22	pc_Chinta, Sreekanth	17 Nov 22	Chinta, Sreekanth

Document: VTE31 - Approved Timesheets List
 Refreshed By: 9224\$Stephanie.Soberon



Page: 2 of 8

■ Approved Timesheets List

Refreshed: Monday, December 12, 2022 1:45:33 PM

Cand ID (continued)	TS Cost Center Level 1	TS Cost Center Level 2	TS Cost Center Level 3	TS Cost Center Level 4	TS GL Name	Days to Submit	Days To Approve	Invoice Status	Amendment?	Suspended?
3974848	HotH Icy Payment Center				xxx C2 GL	2	0		No	No
3982971	HotH Icy Payment Center				QAGL01	-3	0	Pending	No	No
3358053	NandMoor CC				new	263	854	Pending	No	No
3974848	HotH Icy Payment Center				xxx C2 GL	10	12		Yes	No
3974848	HotH Icy Payment Center				xxx C2 GL	29	9		Yes	No
3982971	HotH Icy Payment Center				QAGL01	12	0	Pending	No	No
3982971	HotH Icy Payment Center				QAGL01	12	0	Pending	Yes	No
4001506	HotH Icy Payment Center				QAGL01	0	0	Pending	No	No
4001506	HotH Icy Payment Center				QAGL01	0	0	Pending	Yes	No
3974848	HotH Icy Payment Center				xxx C2 GL	22	24		Yes	No
4001506	HotH Icy Payment Center				QAGL01	11	0	Pending	No	No
3614999	HotH Icy Payment Center				QAGL01	684	0	Pending	No	No
3614999	HotH Icy Payment Center				QAGL01	684	0	Pending	Yes	No
4001506	HotH Icy Payment Center				QAGL01	15	0	Pending	No	No
3616590	NandMoor CC				xxx C2 GL	12	741		No	No
3937498	NandMoor CC				QAGL01	64	66	Pending	Yes	No

Document: VTE31 - Approved Timesheets List
Refreshed By: 9224\$Stephanie Soberon



Page: 3 of 8

■ Approved Timesheets List

Refreshed: Monday, December 12, 2022 1:45:33 PM

Cand ID (continued)	Client Region
3974848	Client 3 Testing
3982971	Sanity- Peopleclick QA Client
3358053	Sanity- Peopleclick QA Client
3974848	Client 3 Testing
3974848	Client 3 Testing
3982971	Sanity- Peopleclick QA Client
3982971	Sanity- Peopleclick QA Client
4001506	Sanity- Peopleclick QA Client
4001506	Sanity- Peopleclick QA Client
3974848	Client 3 Testing
4001506	Sanity- Peopleclick QA Client
3614999	Sanity- Peopleclick QA Client
3614999	Sanity- Peopleclick QA Client
4001506	Sanity- Peopleclick QA Client
3616590	Client 3 Testing
3937498	Sanity- Peopleclick QA Client

Document: VTE31 - Approved Timesheets List
Refreshed By: 9224\$Stephanie Soberon



Page: 4 of 8

VTE32 - Approved Timesheet List - by Week Ending Date

Description:

This report provides a list of approved timesheets having a week ending date within a specified date range, including comprehensive timesheet attribute information.

Prompts:

Required: Timesheet Week Ending Date Range

Optional: Manager(s), Vendor(s)

When to run:

This report should be used to get a list of approved timesheets you have in the system having a week ending date within a specified date range. It will give you an overview of the timesheets, including billing rules, total spend and other comprehensive timesheet attribute information.

Report Samples:

■ Approved Timesheets List - by Week Ending Date

Refreshed: Monday, December 12, 2022 1:53:37 PM

Cand ID (continued)	Approved Date	Approved By	TS Cost Center Level 1	TS Cost Center Level 2	TS Cost Center Level 3	TS Cost Center Level 4	TS GL Name	Days To Submit	Days To Approve
4001506	02 Oct 22	Chinta, Sreekanth	Hoth Icy Payment Center				QAGL01	0	0
4001506	02 Oct 22	System, VMS	Hoth Icy Payment Center				QAGL01	0	0
4001506	20 Oct 22	Chinta, Sreekanth	Hoth Icy Payment Center				QAGL01	11	0
4001506	31 Oct 22	Chinta, Sreekanth	Hoth Icy Payment Center				QAGL01	15	0

Document: VTE32 - Approved Timesheets List - by Week Ending Date
 Refreshed By: 9224SSStephanie.Soberon



Page: 3 of 4

■ Approved Timesheets List - by Week Ending Date

Refreshed: Monday, December 12, 2022 1:53:37 PM

Cand ID (continued)	Invoice Status	Amendment?	Suspended?	Client Region
4001506	Pending	No	No	Sanity- Peopleclick QA Client
4001506	Pending	Yes	No	Sanity- Peopleclick QA Client
4001506	Pending	No	No	Sanity- Peopleclick QA Client
4001506	Pending	No	No	Sanity- Peopleclick QA Client

Document: VTE32 - Approved Timesheets List - by Week Ending Date
 Refreshed By: 9224SSStephanie.Soberon



Page: 4 of 4

VTE40 - Expense Overview

Description:

This report provides an aggregate view of the current status for all expense items submitted within a certain date range. It includes a list of top contributors of submitted expense items (by count of items) by vendor, manager and requisition class as well as a detailed breakdown of submitted timesheets by status for all vendor, manager and root requisition classes.

Prompts:

Required: Expense Submitted Date Range

Optional: Manager(s), Vendor(s), Req Class(es)

When to run:

This report should be used to get an aggregate view of the current status for all expense items you have in the system submitted within a certain date range. It will give you a high level overview of the expense items, including a list of top contributors of submitted expense items (by count of items) by vendor, manager and requisition class as well as a detailed breakdown of submitted timesheets by status for all vendor, manager and root requisition classes.

Report Samples:

Expense Overview

Refreshed: Monday, December 12, 2022 2:06:36 PM

Exp Submitted Between: 10/1/2022 12:00:00 AM - 12/12/2022 12:00:00 AM
 Vendor(s): All Vendors
 Manager(s): All Managers
 Req Class(es): All Req Classes

Overall Counts						Expense Item Counts by Current Status						
Total Reports	Cand Cnt	Item Cnt	Total Amount	Avg Exp Report	Avg Exp Item	Vendor			Client			
						Submitted	Vendor Accepted	Vendor Rejected	Pending Approval	Client Approved	Client Rejected	Invoiced
8	6	9	\$3,879	\$485	\$431	3	1		0	5	0	

Top Vendors

Top 1 Vendors	Exp Cnt	Total Amt
Peopleclick QA Vendor	9	\$3,879
Total Top 1 Vendors	9	\$3,879
(all other Vendors)	0	\$0
Top 1 as % of Total	100.0%	100.0%

Top Managers

Top 2 Managers	Exp Cnt	Total Amt
Chinta, Sreekanth	6	\$1,496
bhandari, amrita	3	£2,383
Total Top 2 Managers	9	\$3,879
(all other Managers)	0	\$0
Top 2 as % of Total	100.0%	100.0%

Top Req Classes

Top 4 Req Classes	Exp Cnt	Total Amt
Test Level 4.1 Req Class	4	£1,010
New Req Class 1	3	£2,383
Executive Staff	1	\$344
Long form class	1	\$142
Total Top 4 Req Classes	9	\$3,879
(all other Req Classes)	0	\$0
Top 4 as % of Total	100.0%	100.0%

Document: VTE40 - Expense Overview
 Refreshed By: 9224\$Stephanie.Soberon



Page: 1 of 1

Expense Overview by Vendor

Refreshed: Monday, December 12, 2022 2:06:36 PM

Exp Submitted Between: 10/1/2022 12:00:00 AM - 12/12/2022 12:00:00 AM
 Vendor(s): All Vendors
 Manager(s): All Managers
 Req Class(es): All Req Classes

Vendor	Overall Counts						Expense Item Counts by Current Status						
	Total Reports	Cand Cnt	Item Cnt	Total Amount	Avg Exp Report	Avg Exp Item	Vendor			Client			
							Submitted	Vendor Accepted	Vendor Rejected	Pending Approval	Client Approved	Client Rejected	Invoiced
(all vendors)	8	6	9	\$3,879	\$485	\$431	3	1		0	5	0	
Peopleclick QA Vendor	8	6	9	\$3,879	\$485	\$431	3	1			5		

Document: VTE40 - Expense Overview
 Refreshed By: 9224\$Stephanie.Soberon



Page: 1 of 1

Expense Overview by Manager

Refreshed: Monday, December 12, 2022 2:06:36 PM

Exp Submitted Between: 10/1/2022 12:00:00 AM - 12/12/2022 12:00:00 AM
 Vendor(s): All Vendors
 Manager(s): All Managers
 Req Class(es): All Req Classes

Manager	Overall Counts						Expense Item Counts by Current Status							
	Total Reports	Cand Cnt	Item Cnt	Total Amount	Avg Exp Report	Avg Exp Item	Vendor			Client				
							Submitted	Vendor Accepted	Vendor Rejected	Pending Approval	Client Approved	Client Rejected	Invoiced	
(all managers)	8	6	9	\$3,879	\$485	\$431	3	1				5		
bhandari, amrita	3	3	3	£2,383	£794	£794	1	1					1	
Chinta, Sreekanth	5	3	6	\$1,496	\$299	\$249	2						4	

Document: VTE40 - Expense Overview
 Refreshed By: 9224\$Stephanie.Soberon



Page: 1 of 1

Expense Overview by Root Req Class

Refreshed: Monday, December 12, 2022 2:06:36 PM

Exp Submitted Between: 10/1/2022 12:00:00 AM - 12/12/2022 12:00:00 AM
 Vendor(s): All Vendors
 Manager(s): All Managers
 Req Class(es): All Req Classes

Root Req Classes	Overall Counts						Expense Item Counts by Current Status							
	Total Reports	Cand Cnt	Item Cnt	Total Amount	Avg Exp Report	Avg Exp Item	Vendor			Client				
							Submitted	Vendor Accepted	Vendor Rejected	Pending Approval	Client Approved	Client Rejected	Invoiced	
(all root req classes)	8	6	9	\$3,879	\$485	\$431	3	1				5		
Executive Staff	1	1	1	\$344	\$344	\$344	1							
Long form class	1	1	1	\$142	\$142	\$142							1	
New Req Class 1	3	3	3	£2,383	£794	£794	1	1					1	
Test Level 4.1 Req Class	3	1	4	£1,010	£337	£252	1						3	

Document: VTE40 - Expense Overview
 Refreshed By: 9224\$Stephanie.Soberon



Page: 1 of 1

VTE50 - Expense Summary by Approved Date

Description:

This report provides a summary of expense information for all expense items approved within a specified date range. Includes graphs for expense items by Time to Submit, expense items by Time to Vendor Acceptance, and expense items by Time to Client Approval.

Prompts:

Required: Expense Approved Date Range

Optional: Manager(s), Vendor(s)

When to run:

This report should be used to get a summary of expense information for all approved expense items you have in the system for a specified date range. It will give you an overview of the expense items, including graphs for expense items by Time to Submit, expense items by Time to Vendor Acceptance, and expense items by Time to Client Approval.

Report Samples:

Expense Summary - by Approved Date

Refreshed: Monday, December 12, 2022 3:01:20 PM

Exp Approved Date: 9/1/2022 12:00:00 AM - 12/12/2022 12:00:00 AM

Manager(s): All Managers

Vendor(s): All Vendors

		Time to Submit (Items)		Time to Vendor Accept (Items)		Time to Client Approve (Items)	
Total Expenses:	\$2,603	0-10 days	11 100%	0-2 days	6 55%	0-2 days	4 36%
Report Cnt / Avg:	9 \$289	11-30 days		3-5 days	2 18%	3-5 days	
Item Cnt / Avg:	11 \$237	31-60 days		6-10 days		6-10 days	
		> 60 days		> 10 days	1 9%	> 10 days	5 45%

Sort Order: Manager, Candidate, Report ID

Exp Rpt ID	Rpt Name	Exp Item ID	Candidate Name	Manager	Vendor Name	Item Date	Type	Amount	Submit Date	Vendor Accept	Client Appr
477658	TestRealse06	2181763	Cand06, Test	bhandari, amrita	Peopleclick QA Vendor	05 Oct 22	Airfare	£20.00	06 Oct 22	06 Oct 22	06 Oct 22
476080	Test AWS exp	2177606	0825, Cand	Chinta, Sreekanth	Peopleclick QA Vendor	05 Sep 22	Misc.	\$234.00	06 Sep 22		06 Sep 22
477660	Exp 1006 Test	2181765	0825, Cand	Chinta, Sreekanth	Peopleclick QA Vendor	06 Oct 22	Mileage	\$142.17	06 Oct 22		06 Oct 22
460173	Expe for Both	2138915	1028, Cand	Chinta, Sreekanth	Peopleclick QA Vendor	03 Nov 21	Equipment	£234.00	11 Nov 21	07 Dec 21	28 Sep 22
461536	Test Expense	2141805	1028, Cand	Chinta, Sreekanth	Peopleclick QA Vendor	01 Dec 21	Meals	£233.32	04 Dec 21	07 Dec 21	20 Oct 22
461536	Test Expense	2141806	1028, Cand	Chinta, Sreekanth	Peopleclick QA Vendor	06 Dec 21	Misc.	£423.00	04 Dec 21	07 Dec 21	10 Nov 22
432345	Test Expense 1001	2096575	GopalKrishna, Bayaneni	Chinta, Sreekanth	Peopleclick QA Vendor	15 Oct 20	Parking and Tolls	£322.00	01 Oct 20	01 Oct 20	10 Nov 22
476235	Exp 0908	2178057	VT0908, Cand	Chinta, Sreekanth	Peopleclick QA Vendor	08 Sep 22	Taxi	£257.00	08 Sep 22	08 Sep 22	08 Sep 22
477315	Exp Welsh	2181039	Welsh, Cand	Chinta, Sreekanth	Peopleclick QA Vendor	02 Oct 22	Mileage	£179.55	02 Oct 22	02 Oct 22	02 Oct 22
477315	Exp Welsh	2181040	Welsh, Cand	Chinta, Sreekanth	Peopleclick QA Vendor	06 Oct 22	Parking and Tolls	£324.00	02 Oct 22	02 Oct 22	31 Oct 22
479602	Exp 1117	2186301	Welsh, Cand	Chinta, Sreekanth	Peopleclick QA Vendor	17 Nov 22	Fuel	£234.00	17 Nov 22	17 Nov 22	17 Nov 22

Document: VTE50 - Expense Summary by Approved Date
Refreshed By: 9224\$Stephanie.Soberon



Page: 1 of 1

VTE51 - Expense Summary by Submitted Date

Description:

This report provides a summary of expense information for all expense items submitted within a specified date range. Includes graphs for expense items by Status and Top 3 expense items by amount.

Prompts:

Required: Expense Submitted Date Range

Optional: Status(es), Manager(s), Vendor(s)

When to run:

This report should be used to get a summary of expense information for all submitted expense items you have in the system for a specified date range. It will give you an overview of the expense items, including graphs for expense items by Status and Top 3 expense items by amount.

Report Samples:

Expense Summary by Submitted Date

Refreshed: Wednesday, December 14, 2022 1:56:25 PM

Exp Submitted Date: 10/1/2022 12:00:00 AM - 12/14/2022 12:00:00 AM

Exp Status(es): All Statuses
 Manager(s): All Managers
 Vendor(s): All Vendors

			Expense Items by Status		Expense Amount by Type (Top 3)		
Total Exp Amt / Items:	\$3,879	9	Submitted	3 33%	Car Rental	£2,343	60%
Approved Expenses:	\$900		Rejected	0 0%	Meals	\$344	9%
Avg Exp Report / Item:	\$485LTIVALE		Vendor Accept	1 11%	Parking and Tolls	£324	8%
Median Days to Submit:	0		Approved	5 56%	All Other Types	867.72	22%

Sort Order: Manager, Candidate, TS End Date

Exp Item ID	Cand ID	Candidate Name	Manager	Vendor Name	Item Date	Submit Date	Days to Submit	Exp Type	Amount	Status
2181763	4005282	Cand06, Test	bhandari, amrita	Peopleclick QA Vendor	5 Oct 22	6 Oct 22	1	Airfare	£20.00	Client Approved
2184704	4016294	Cand20, Test	bhandari, amrita	Peopleclick QA Vendor	31 Oct 22	31 Oct 22	0	Car Rental	£2,343.00	Submitted
2185725	4031409	Relase, New	bhandari, amrita	Peopleclick QA Vendor	1 Nov 22	10 Nov 22	9	Airfare	£20.00	Vendor Accepted
2181039	4001506	Welsh, Cand	Chinta, Sreekanth	Peopleclick QA Vendor	2 Oct 22	2 Oct 22	0	Mileage	£179.55	Client Approved
2181040	4001506	Welsh, Cand	Chinta, Sreekanth	Peopleclick QA Vendor	6 Oct 22	2 Oct 22	-4	Parking and Tolls	£324.00	Client Approved
2181765	3974848	0825, Cand	Chinta, Sreekanth	Peopleclick QA Vendor	6 Oct 22	6 Oct 22	0	Mileage	\$142.17	Client Approved
2183427	4001506	Welsh, Cand	Chinta, Sreekanth	Peopleclick QA Vendor	20 Oct 22	20 Oct 22	0	Office Supplies	£272.00	Submitted
2186301	4001506	Welsh, Cand	Chinta, Sreekanth	Peopleclick QA Vendor	17 Nov 22	17 Nov 22	0	Fuel	£234.00	Client Approved
2186318	4035407	1117, Cand	Chinta, Sreekanth	Peopleclick QA Vendor	17 Nov 22	17 Nov 22	0	Meals	\$344.00	Submitted

Document: VTE51 - Expense Summary by Submitted Date
 Refreshed By: 9224\$Stephanie.Soberon



Page: 1 of 1

VTE60 - Expense Detail

Description:

This report provides a view of expense detail for all expenses submitted between the date range entered by the user for the purpose of expense report review and approval.

Prompts:

Required: Expense Submitted Date Range

Optional: Manager(s), Vendor(s)

When to run:

This report should be used to get a view of expense detail for all submitted expenses you have in the system within a specified date range for the purpose of expense report review and approval. It will give you an overview of the expense items, including expense amount by status, expense item type, description, and comment.

Report Samples:

Expense Detail

Refreshed: Wednesday, December 14, 2022 2:25:41 PM

VA=Vendor Accepted VR=Vendor Rejected CA=Client Approved CR=Client Rejected

Candidate (ID)	Date	Item ID	Project	Type	Description	Amount	VA	VR	CA	CR	Comments
Cand06, Test (4005282)	05 Oct 22	2181763	ENDOWMENTS	Airfare	test	£20.00	■		■		

Engagement Information

Engt ID	846819
Vendor	Peopleclick QA Vendor
Manager	bhandari, amrita
Req ID	695150
Req Title	TestRelease06

Cost Center: Test QA - Cost Center

GL Code: QAGL01

Expense Report Information

VA=Vendor Accepted VR=Vendor Rejected CA=Client Approved CR=Client Rejected

From Date	To Date	TS End Date	Date	Item ID	Project	Type	Description	Amount	VA	VR	CA	CR	Comments
05 Oct 22	05 Oct 22		05 Oct 22	2181763	ENDOWMENTS	Airfare	test	£20.00	■		■		

Expense Amount By Status

Submitted	£20.00
Vendor Approved	£20.00
Vendor Rejected	
Client Approved	£20.00
Client Rejected	

Document: VTE60 - Expense Detail
Refreshed By: 9224\$Stephanie.Soberon



Page: 3 of 9

VTE61 - Expense Detail - Cand ID(s)

Description:

This report provides a view of expense detail for expense items submitted within the Exp Date Range entered by the user and for selected Cand ID(s). Includes Dates for Exp Submittal, Acceptance/Approval and Rejection.

Prompts:

Required: Expense Submitted Date Range, Candidate ID(s)

When to run:

This report should be used to get a view of expense detail for submitted expense items you have in the system within a specified date range and selected Candidate ID(s). It will give you an overview of the expense items, including dates for expense submittal, acceptance/approval, rejection, and expense amount by status.

Report Samples:

Expense Detail - Cand ID(s)

Refreshed: Wednesday, December 14, 2022 2:57:32 PM

Submitted Between:	9/1/2022 12:00:00 AM - 12/14/2022 12:00:00 AM
Cand ID:	4005282

		VA=Vendor Accepted VR=Vendor Rejected CA=Client Approved CR=Client Rejected								
Candidate (ID)	Cand06, Test (4005282)	Date	Item ID	Project	Type	Description	Amount	Subm Date	VA / VR Date	CA / CR Date
Report Name	TestRelease06	05 Oct 22	2181763	ENDOWMENTS	Airfare	test	£20.00	06 Oct 22	06 Oct 22	06 Oct 22
Report ID	477658									

Engagement Information

Engt ID	846819
Vendor	Peopleclick QA Vendor
Manager	bhandari, amrita
Req ID	695150
Req Title	TestRelease06

Cost Center:	Test QA - Cost Center
GL Code:	QAGL01

Expense Report Information

		VA=Vendor Accepted VR=Vendor Rejected CA=Client Approved CR=Client Rejected								
From Date:	05 Oct 22	Date	Item ID	Project	Type	Description	Amount	Subm Date	VA / VR Date	CA / CR Date
To Date:	05 Oct 22	05 Oct 22	2181763	ENDOWMENTS	Airfare	test	£20.00	06 Oct 22	06 Oct 22	06 Oct 22
TS End Date										

Expense Amount By Status

Submitted	£20.00
Vendor Approved	£20.00
Vendor Rejected	
Client Approved	£20.00
Client Rejected	

Document: VTE61 - Expense Detail - Cand ID(s)
 Refreshed By: 9224\$Stephanie.Soberon



Page: 1 of 1

VTE70 - Approved Expense List

Description:

This report provides a list of expense items approved within a specified date range, including comprehensive expense information.

Prompts:

Required: Expense Approved Date Range

Optional: Manager(s), Vendor(s)

When to run:

This report should be used to get a list of approved expense items you have in the system for a specified date range. It will give you an overview of the expense items, including expense item status, amount and other comprehensive expense information.

Report Samples:

VTE71 - Submitted Expense List

Description:

This report provides a list of expense items submitted within a specified date range, including comprehensive expense information.

Prompts:

Required: Expense Submitted Date Range

Optional: Manager(s), Vendor(s)

When to run:

This report should be used to get a list of submitted expense items you have in the system for a specified date range. It will give you an overview of the expense items, including expense item status, amount and other comprehensive expense information.

Report Samples:

VTE80 - Engagement Spend Analysis

Description:

This report provides an analysis of spend for all timesheets and expenses approved within a specified date range. Includes breakout by Vendor, Manager, and Root Req Class.

Prompts:

Required: Timesheet/Expense Approved Date Range

Optional: Manager(s), Vendor(s), Req Class(es)

When to run:

This report should be used to get an analysis of spend for all approved timesheets and expenses you have in the system for a specified date range. It will give you an overview of the timesheet and expense total spend, including breakout by vendor, manager, and root req class.

Report Samples:

Engagement Spend Analysis

Refreshed: Friday, December 16, 2022 2:34:12 PM

Approved Between: 10/1/2022 12:00:00 AM - 12/16/2022 12:00:00 AM

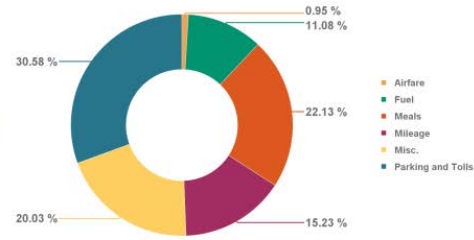
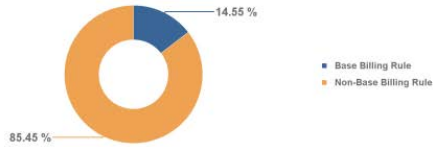
Vendor(s): All Vendors

Manager(s): All Managers

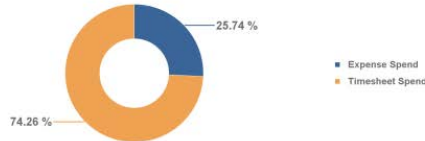
Req Class(es): All Req Classes

Total Spend	Total Expenses Spend	Total Timesheet Spend
\$8,207	\$2,112	\$6,095

Billing Rule Spend	Expense Type Spend
--------------------	--------------------



Timesheet vs Expense Spend



Document: VTE80 - Engagement Spend Analysis
Refreshed By: 9224SSStephanie.Soberon



Page: 1 of 1

Engagement Spend Analysis - Top Contributors

Refreshed: Friday, December 16, 2022 2:34:12 PM

Approved Between: 10/1/2022 12:00:00 AM - 12/16/2022 12:00:00 AM

Vendor(s): All Vendors

Manager(s): All Managers

Req Class(es): All Req Classes

Top 1 Vendors			Top 2 Managers		
Top 1 Vendors	Total Spend	%	Top 2 Managers	Total Spend	%
Peopleclick QA Vendor	\$8,207	134.66%	Chinta, Sreekanth	\$8,187	134.33%
Total Top 1 Vendors	\$8,207	100.00%	bhandari, amrita	\$20	0.33%
(all other Vendors)	\$0	0.00%	Total Top 2 Managers	\$8,207	100.00%
			(all other Managers)	\$0	0.00%

Top 7 Projects			Top 4 Req Classes		
Top 7 Projects	Total Spend	%	Top 4 Root Req Classes	Total Spend	%
ENDOWMENTS	\$2,820	46.27%	9226 no access	\$4,296	70.49%
engagementproject - 05/21/05	\$2,460	40.35%	Test Level 4.1 Req Class	\$2,460	40.35%
QA test project	\$1,029	16.88%	Long form class	\$1,029	16.88%
ANNUAL CAPITAL Project A	\$840	13.78%	New Req Class 1	\$422	6.93%
vms1 project added 5/4/10	\$656	10.77%	Total Top 4 Root Req Classes	\$8,207	100.00%
ANNUAL CAPITAL 11111	\$234	3.84%	(all other Root Req Classes)	\$0	0.00%
ANNUAL CAPITAL	\$168	2.76%			
Total Top 7 Projects	\$8,207	100.00%			
(all other Projects)	\$0	0.00%			

Document: VTE80 - Engagement Spend Analysis
Refreshed By: 9224SSStephanie.Soberon



Page: 1 of 1

VTE81 - Engagement Spend by Vendor

Description:

This report provides a summary of timesheet and expense information, sectioned by vendor, for all timesheets and expenses approved within a specified date range.

Prompts:

Required: Timesheet/Expense Approved Date Range

Optional: Vendor(s)

When to run:

This report should be used to get a summary of all approved timesheet and expense information you have in the system, sectioned by vendor, for a specified date range. It will give you an overview of the timesheet and expense total spend, including a graph for spend type.

Report Samples:

Engagement Spend by Vendor

Refreshed: Tuesday, December 20, 2022 10:40:58 AM

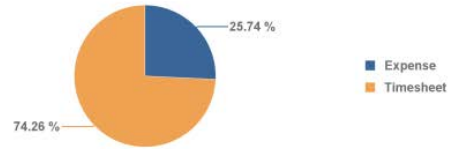
Approved Between: 10/1/2022 12:00:00 AM - 12/20/2022 12:00:00 AM

Vendor(s): All Vendors

Total Spend	Total Expenses Spend	Total Timesheet Spend
\$8,207	\$2,112	\$6,095

Vendor: Peopleclick QA Vendor
Location: Two Hannover Square
 Raleigh, NC 70125
Contact: vend admin

Spend Type for Peopleclick QA Vendor



	Count	Median	Average	Amount
Timesheets	16	£315.00	£380.94	£6,094.96
Expenses	9	£234.00	£234.70	£2,112.27

Document: VTE81 - Engagement Spend by Vendor
Refreshed By: 9224\$Stephanie.Soberon



Page: 1 of 1

VTE82 - Engagement Spend by Manager

Description:

This report provides a summary of timesheet and expense information, sectioned by manager, for timesheets and expenses approved within a specified date range.

Prompts:

Required: Timesheet/Expense Approved Date Range

Optional: Manager(s)

When to run:

This report should be used to get a summary of all approved timesheet and expense information you have in the system, sectioned by manager, for a specified date range. It will give you an overview of the timesheet and expense total spend, including a graph for spend type.

Report Samples:

Engagement Spend by Manager

Refreshed: Tuesday, December 20, 2022 11:07:11 AM

Approved Between: 10/1/2022 12:00:00 AM - 12/20/2022 12:00:00 AM

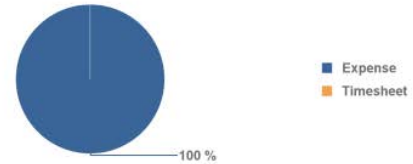
Manager(s): All Managers

Total Spend	Total Expenses Spend	Total Timesheet Spend
\$8,207	\$2,112	\$6,095

Manager:

Spend Type for bhandari, amrita

	Count	Median	Average	Amount
Timesheets	0			
Expenses	1	£20.00	£20.00	£20.00

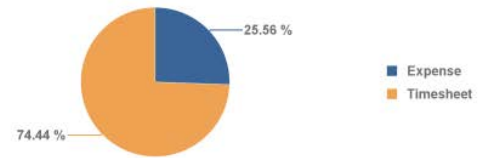


Manager:

Chinta, Sreekanth

Spend Type for Chinta, Sreekanth

	Count	Median	Average	Amount
Timesheets	16	£315.00	£380.94	£6,094.96
Expenses	8	£234.12	£261.53	£2,092.27



Document: VTE82 - Engagement Spend by Manager
Refreshed By: 9224\$Stephanie.Soberon



Page: 1 of 1

VTE83 - Engagement Spend by Diversity Category

Description:

This report provides a summary of engagement timesheet and expense spend information by vendor grouped by vendor diversity category for spend approved within a specified date range. Includes graphs for spend by vendor type (diverse / not diverse) and spend by diversity type (minority owned, woman owned, both minority and woman owned).

Prompts:

Required: Timesheet/Expense Approved Date Range

Optional: Vendor(s)

When to run:

This report should be used to get a summary of engagement approved timesheet and expense spend information you have in the system, by vendor grouped by vendor diversity category for a specified date range. It will give you an overview of the timesheet and expense total spend, including graphs for spend by vendor type (diverse / not diverse) and spend by diversity type (minority owned, woman owned, both minority and woman owned).

Report Samples:

Engagement Spend by Diversity Category

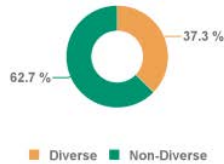


Refreshed: Tuesday, December 20, 2022 11:35:08 AM

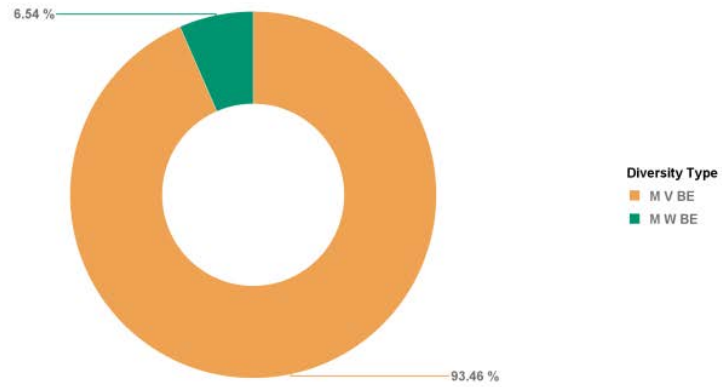
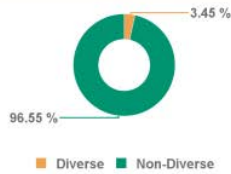
Approved Between: 1/1/2022 12:00:00 AM - 12/20/2022 12:00:00 AM
 Vendor(s): All Vendors

Total Spend	Total Expenses Spend	Total Timesheet Spend
\$3,364	\$1,450	\$1,914

Diverse Timesheet Spend



Diverse Expense Spend



Diversity Type Codes: M = Minority; W = Women Owned; V = Veteran; Sd = Service Disabled

Vendor Diveristy	Diversity Type	Vendor	Total Timesheets	Base Spend	Non-Base Spend	Adjustments	Total Expenses	Total Spend
Diverse	M V BE	Indigo Resources	12	\$714.00	\$0.00	\$0.00	\$0.00	\$714.00
Diverse	M W BE	Direct Sourcing Talent	16	\$0.00	\$0.00	\$0.00	\$50.00	\$50.00
Non-Diverse		ABC Temps	50	\$1,200.00	\$0.00	\$0.00	\$1,400.00	\$2,600.00

Document: VTE83 - Engagement Spend by Diversity Category
 Refreshed By: D06\$Stephanie.Soberon

Page: 1 of 2

VTE84 - Vendor Spend by Diversity Category (SOW & Contingent)

Description:

This report provides a summary of Contingent and Statement of Work spend (timesheet, expense, fees and milestone) information by vendor grouped by vendor diversity category for spend approved within a specified date range. Includes graphs for spend by vendor type (diverse / not diverse) and spend by diversity type (minority owned, woman owned, both minority and woman owned).

Prompts:

Required: Spend Approved Date Range

Optional: Vendor(s)

When to run:

This report should be used to get a summary of Contingent and Statement of Work approved spend (timesheet, expense, fees and milestone) information you have in the system, by vendor grouped by vendor diversity category for a specified date range. It will give you an overview of all the approved total spend, including graphs for spend by vendor type (diverse / not diverse) and spend by diversity type (minority owned, woman owned, both minority and woman owned).

Report Samples:

Vendor Spend by Diversity Category

Refreshed: Wednesday, December 21, 2022 2:24:09 PM

Approved Between: 1/1/2022 12:00:00 AM - 12/21/2022 12:00:00 AM

Vendor(s): All Vendors

Total Spend	Total Expenses Spend	Total Timesheet Spend	Total Service Invoice Spend
\$3,364	\$1,450	\$1,914	

Diverse Timesheet Spend Total Spend by Diversity Type

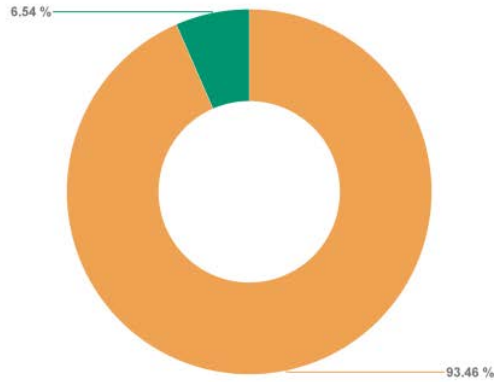


Legend: ■ Diverse ■ Non-Diverse

Diverse Expense Spend



Legend: ■ Diverse ■ Non-Diverse



Diversity Type
■ M V BE
■ M W BE

Diversity Type Codes: M = Minority; W = Women Owned; V = Veteran; Sd = Service Disabled

Vendor Diveristy	Diversity Type	Vendor	Total Timesheets	Base Spend	Non-Base Spend	Adjustments	Total Expenses	Service Invoice Amount	Total Spend
Diverse	M V BE	Indigo Resources	12	\$714.00	\$0.00	\$0.00	\$0.00	\$0.00	\$714.00
Diverse	M W BE	Direct Sourcing Talent	16	\$0.00	\$0.00	\$0.00	\$50.00	\$0.00	\$50.00
Non-Diverse		ABC Temps	50	\$1,200.00	\$0.00	\$0.00	\$1,400.00	\$0.00	\$2,600.00

Document: VTE84 - Vendor Spend by Diversity Category (SOW & Con)
 Refreshed By: D08\$Stephanie.Soberon

Page: 1 of 1

VMC01 - Vendor Scorecard

Description:

This report provides a comprehensive view of the selected vendor's performance during a specified time period, including: reqs received and candidates submitted; candidate submittal quality; engaged candidate quality; candidate, timesheet and expense submittal efficiency; and comparative rate analysis.

Prompts:

Required: Vendor, Performance Date Range

When to run:

This report should be used to get a comprehensive view of the selected vendor's performance during a specified time period. It will give you a complete overview of the vendor's performance, including reqs received and candidates submitted, candidate submittal quality, engaged candidate quality, candidate timesheet and expense submittal efficiency, and comparative rate analysis.

Report Samples:

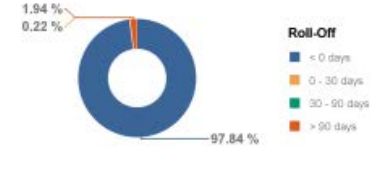
Vendor Scorecard

Refreshed: Wednesday, December 28, 2022 10:14:03 AM

Period: 1/1/2022 12:00:00 AM - 12/28/2022 12:00:00 AM
 Vendor: Peopleclick QA Vendor

Active Engagement Stats	
New Engagements This Period	20
Disengagements This Period	1
Current Active Engagements	475

Candidate Quality - Engaged	
False Starts:	0
Candidates Hired:	0
Vendor Requested Disengagement(s):	1



Missing Rate Information Summary

Category	Count	Percent
Req with No NTE Rate	0	0.00%
Candidates with No Rate	1	4.35%

Approved Spend This Period

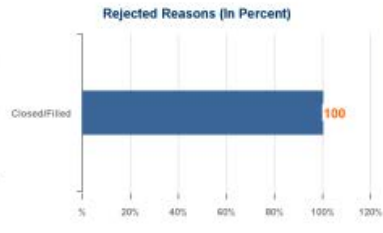
Base Client Rate Spend	\$3,147.92
Non-Base Rate Spend	\$24,742.88
Approved Expenses	\$7,109.11



Candidate Submittal Activity

Reqs Received (this period)	29
Reqs Rejected (this period)	
Total Openings	43
Reqs with No Submittal	9 31.03%
Openings with No Submittal	15 34.88%
Reqs With Submittal	20 68.97%
Openings With Submittal	28 65.12%
Cand Submitted (this period)*	23 21 / 29 **
Cand Decision Made	18 78.26%
Cand Decision Pending	5 21.74%
Submittals / Req Ratio	1.1 : 1
Submittals / Opening Ratio	0.8 : 1

* includes submits for reqs received prior to current period
 ** total reqs/openings with candidate submittals this period



Document: VMC01 - Vendor Scorecard
 Refreshed By: 92245Stephanie.Soberon



VMC02 - Vendor Scorecard Companion

Description:

This report provides a convenient view of the raw data used in preparation of the Vendor Scorecard. Use this report to research results presented for a particular vendor via the Vendor Scorecard by selecting the same vendor and performance period on this report.

Prompts:

Required: Vendor, Performance Date Range

When to run:

This report should be used to get a view of raw data used in preparation of the Vendor Scorecard. It will give you an overview of data to research results presented for a particular vendor via the Vendor Scorecard by selecting the same vendor and performance period on this report.

Report Samples:

■ Vendor Scorecard Companion - Reqs Received					
Refreshed: Thursday, April 13, 2023 2:38:37 PM					
Period: 1/1/2022 12:00:00 AM - 12/31/2022 12:00:00 AM					
Vendor: Peopleclick QA Vendor					
Req ID	Req Title	Req Number of Openings	Req Vendor Org ID	Req Vendor Org Name	Req First Vendor Recvd Date/Time
175086	Carlos Test	1	1989	Peopleclick QA Vendor	10 Nov 22
674974	Req 4 Xchk replace	1	1989	Peopleclick QA Vendor	26 Jan 22
675145	Req 0127	1	1989	Peopleclick QA Vendor	27 Jan 22
676040	Req 0210	1	1989	Peopleclick QA Vendor	10 Feb 22
676898	Req 0224	1	1989	Peopleclick QA Vendor	24 Feb 22
677030	PrePatch Req	1	1989	Peopleclick QA Vendor	25 Feb 22
677101	test	1	1989	Peopleclick QA Vendor	28 Feb 22
682574	Req 0505	2	1989	Peopleclick QA Vendor	04 May 22
684497	Req 0526	1	1989	Peopleclick QA Vendor	26 May 22
685349	Medium Form	1	1989	Peopleclick QA Vendor	07 Jun 22
687342	REQ 0705	2	1989	Peopleclick QA Vendor	05 Jul 22
689042	Test Release	1	1989	Peopleclick QA Vendor	28 Jul 22
689352	Test123	3	1989	Peopleclick QA Vendor	02 Aug 22
690811	Test New	2	1989	Peopleclick QA Vendor	18 Aug 22
690845	Test Comp	5	1989	Peopleclick QA Vendor	18 Aug 22
691306	Test Req 08/25	1	1989	Peopleclick QA Vendor	25 Aug 22
691313	Test Req	1	1989	Peopleclick QA Vendor	25 Aug 22
692216	Req 0831	1	1989	Peopleclick QA Vendor	31 Aug 22
692807	Req VTO908	1	1989	Peopleclick QA Vendor	08 Sep 22
694783	Testing123	2	1989	Peopleclick QA Vendor	02 Oct 22
695150	TestRelease06	1	1989	Peopleclick QA Vendor	06 Oct 22
696142	Test1020	1	1989	Peopleclick QA Vendor	20 Oct 22
697155	TestRReq	1	1989	Peopleclick QA Vendor	01 Nov 22
697909	Test Release11/10	2	1989	Peopleclick QA Vendor	10 Nov 22
698041	TestRReq 01	1	1989	Peopleclick QA Vendor	14 Nov 22
698290	Req 1117	1	1989	Peopleclick QA Vendor	17 Nov 22
699973	BuReq	2	1989	Peopleclick QA Vendor	06 Dec 22
699996	BuReqSa	2	1989	Peopleclick QA Vendor	06 Dec 22
700714	Req 121522	2	1989	Peopleclick QA Vendor	15 Dec 22

Vendor Scorecard Companion - Cands Submitted

Refreshed: Thursday, April 13, 2023 2:38:37 PM

Period: 1/1/2022 12:00:00 AM - 12/31/2022 12:00:00 AM

Vendor: Peopleclick QA Vendor

Cand Submitter Org ID	Cand Submitter Org Name	Req ID	Req Title	Req First Vendor Recvcd Date/Time	Req Not To Exceed Rate	Req Number of Openings	Cand ID	Cand Client Candidate Status	Cand LFM Name
			Req for Test submittal						
1989	Peopleclick QA Vendor	666810	validations	26 Oct 21		1	3836565	Active	Ross, Aaron
1989	Peopleclick QA Vendor	674974	Req 4 Xchk replace	26 Jan 22		1	3836637	Need Info	4Xcheck_Cand
1989	Peopleclick QA Vendor	674974	Req 4 Xchk replace	26 Jan 22		1	3855572	Active	0127_Cand
1989	Peopleclick QA Vendor	675145	Req 0127	27 Jan 22	88.97	1	3837915	Engaged	0127_Cand
1989	Peopleclick QA Vendor	676040	Req 0210	10 Feb 22		1	3846757	Engaged	0210_Cand
1989	Peopleclick QA Vendor	676898	Req 0224	24 Feb 22		1	3854511	Engaged	0224_Cand
1989	Peopleclick QA Vendor	682574	Req 0505	04 May 22		2	3895784	Engaged	0505_Cand
1989	Peopleclick QA Vendor	684497	Req 0526	26 May 22		1	3911891	Engaged	0526_Cand
1989	Peopleclick QA Vendor	687342	REQ 0705	05 Jul 22		2	3937498	Engaged	0705_Cand
1989	Peopleclick QA Vendor	689042	Test Release	28 Jul 22		1	3953631	Reject-Req Closed/Filled	Release_Test
1989	Peopleclick QA Vendor	689042	Test Release	28 Jul 22		1	3953632	Engaged	Rel2_Test
1989	Peopleclick QA Vendor	690811	Test New	18 Aug 22		2	3969271	Engaged	VMS_Test
1989	Peopleclick QA Vendor	690811	Test New	18 Aug 22		2	4061243	Engaged	Time_HRF
1989	Peopleclick QA Vendor	691306	Test Req 08/25	25 Aug 22		1	3974848	Engaged	0825_Cand
1989	Peopleclick QA Vendor	692216	Req 0831	31 Aug 22		1	3978620	Engaged	0831_Cand
1989	Peopleclick QA Vendor	692807	Req VT0908	08 Sep 22		1	3982971	Engaged	VT0908_Cand
1989	Peopleclick QA Vendor	694783	Testing123	02 Oct 22		2	4001506	Engaged	Welsh_Cand
1989	Peopleclick QA Vendor	695150	TestRelease06	06 Oct 22		1	4005282	Engaged	Cand06_Test
1989	Peopleclick QA Vendor	696142	Test1020	20 Oct 22		1	4016294	Engaged	Cand20_Test
1989	Peopleclick QA Vendor	697909	Test Release11/10	10 Nov 22		2	4031409	Engaged	Release_New
1989	Peopleclick QA Vendor	698290	Req 1117	17 Nov 22		1	4035407	Engaged	1117_Cand
1989	Peopleclick QA Vendor	699973	BuReq	06 Dec 22		2	4046261	Incomplete	BuReq_Cand
1989	Peopleclick QA Vendor	699996	BuReqSa	06 Dec 22		2	4046462	Engaged	BuReq_Cand
1989	Peopleclick QA Vendor	700714	Req 121522	15 Dec 22		2	4053980	Active	Satyanarayan, Devineni

Document: VMC02 - Vendor Scorecard Companion
Refreshed By: 9224SStephanie.Soberon



Page: 1 of 2

Vendor Scorecard Companion - Cands Submitted

Refreshed: Thursday, April 13, 2023 2:38:37 PM

Cand ID	Cand Submit Client Rate	Cand Submitted Date/Time
3836565	20	25 Jan 22
3836637	21	26 Jan 22
3855572	21	25 Feb 22
3837915	21.34	27 Jan 22
3846757	21	10 Feb 22
3854511	25	24 Feb 22
3895784	0	04 May 22
3911891	21	26 May 22
3937498	21	05 Jul 22
3953631	20	28 Jul 22
3953632	20	28 Jul 22
3969271	10	18 Aug 22
4061243	10	30 Dec 22
3974848	21.74	25 Aug 22
3978620	0	31 Aug 22
3982971	21	08 Sep 22
4001506	21	02 Oct 22
4005282	5	06 Oct 22
4016294	0	20 Oct 22
4031409	0	10 Nov 22
4035407	0	17 Nov 22
4046261	06	Dec 22
4046462	44	06 Dec 22
4053980	35	15 Dec 22

Document: VMC02 - Vendor Scorecard Companion
Refreshed By: 9224SStephanie.Soberon



Page: 2 of 2

Vendor Scorecard Companion - Reqs No Submittal

Refreshed: Thursday, April 13, 2023 2:38:37 PM

Period: 1/1/2022 12:00:00 AM - 12/31/2022 12:00:00 AM

Vendor: Peopleclick QA Vendor

Req ID	Req Title	Req Number of Openings
175086	Carlos Test	1
677030	PrePatch Req	1
677101	test	1
685349	Medium Form	1
689352	Test123	3
690845	Test Comp	5
691313	Test Req	1
697155	TestREq	1
698041	TestREq 01	1

Document: VMC02 - Vendor Scorecard Companion
Refreshed By: 9224\$Stephanie.Soberon



Page: 1 of 1

Vendor Scorecard Companion - New Engagements

Refreshed: Thursday, April 13, 2023 2:38:37 PM

Period: 1/1/2022 12:00:00 AM - 12/31/2022 12:00:00 AM

Vendor: Peopleclick QA Vendor

Cand Submitter Org ID	Cand Submitter Org Name	Cand Client Candidate Status	Cand ID	Cand LFM Name	Engt Candidate Disposition Status	Engt ID	Engt Start Date	Req Title
1989	Peopleclick QA Vendor	Engaged	109187	1Doe, 1Jane	Engt Pend Acceptance	807652	19 Feb 22	Dev Tester Wed Jan 21 10:51:29 2004
1989	Peopleclick QA Vendor	Engaged	3813009	120721, Cand	Engagement Draft	844988	01 Jan 22	Req 1207
1989	Peopleclick QA Vendor	Engaged	3813009	120721, Cand	Engagement Draft	844989	10 Sep 22	Req 1207
1989	Peopleclick QA Vendor	Engaged	3837915	0127, Cand	Engaged	819320	10 Jan 22	Req 0127
1989	Peopleclick QA Vendor	Engaged	3846757	0210, Cand	Engaged	820430	07 Feb 22	Req 0210
1989	Peopleclick QA Vendor	Engaged	3854511	0224, Cand	Engaged	821502	07 Feb 22	Req 0224
1989	Peopleclick QA Vendor	Engaged	3854524	VTE, Resource	Changes Pend Approv	821504	31 Jan 22	Medium Form
1989	Peopleclick QA Vendor	Engaged	3895784	0505, Cand	Engaged	827609	02 May 22	Req 0505
1989	Peopleclick QA Vendor	Engaged	3895784	0505, Cand	Engagement Draft	844666	11 Jun 22	Req 0505
1989	Peopleclick QA Vendor	Engaged	3895784	0505, Cand	Engagement Draft	844667	13 Aug 22	Req 0505
1989	Peopleclick QA Vendor	Engaged	3911891	0526, Cand	Engaged	829525	09 May 22	Req 0526
1989	Peopleclick QA Vendor	Engaged	3937498	0705, Cand	Engaged	835073	27 Jun 22	REQ 0705
1989	Peopleclick QA Vendor	Engaged	3937498	0705, Cand	Engagement Draft	844408	20 Aug 22	REQ 0705
1989	Peopleclick QA Vendor	Engaged	3937498	0705, Cand	Engt Pend Acceptance	844394	06 Aug 22	REQ 0705
1989	Peopleclick QA Vendor	Engaged	3953632	Rel2, Test	Engaged	838293	28 May 22	Test Release
1989	Peopleclick QA Vendor	Engaged	3969271	VMS, Test	Engaged	840784	18 Jun 22	Test New
1989	Peopleclick QA Vendor	Engaged	3974848	0825, Cand	Engaged	841463	08 Aug 22	Test Req 08/25
1989	Peopleclick QA Vendor	Engaged	3978620	0831, Cand	Engaged	842177	22 Aug 22	Req 0831
1989	Peopleclick QA Vendor	Engaged	3982971	VT0908, Cand	Engaged	842969	05 Sep 22	Req VT0908
1989	Peopleclick QA Vendor	Engaged	4001506	Welsh, Cand	Engaged	846309	26 Sep 22	Testing123
1989	Peopleclick QA Vendor	Engaged	4005282	Cand06, Test	Engaged	846819	06 Aug 22	TestRelease06
1989	Peopleclick QA Vendor	Engaged	4016294	Cand20, Test	Engaged	848394	20 Aug 22	Test1020
1989	Peopleclick QA Vendor	Engaged	4031409	Release, New	Engaged	850664	10 Sep 22	Test Release11/10
1989	Peopleclick QA Vendor	Engaged	4035407	1117, Cand	Engaged	851279	31 Oct 22	Req 1117
1989	Peopleclick QA Vendor	Engaged	4046462	BuReq, Cand	Engaged	853296	21 Nov 22	BuReqSa
1989	Peopleclick QA Vendor	Engaged	4061243	Time, HRF	Engaged	855592	18 Jun 22	Test New

Document: VMC02 - Vendor Scorecard Companion
Refreshed By: 9224\$Stephanie.Soberon



Page: 1 of 1

Vendor Scorecard Companion - New Disengagements

Refreshed: Thursday, April 13, 2023 2:38:37 PM

Period: 1/1/2022 12:00:00 AM - 12/31/2022 12:00:00 AM

Vendor: Peopleclick QA Vendor

Cand Submitter Org ID	Cand Submitter Org Name	Cand ID	Cand LFM Name	Cand Client Candidate Status	Engt ID	Req Title	Engt Candidate Disposition Status	Engt Through Date
1989	Peopleclick QA Vendor	3798910	Rule7, MLA	No longer engaged	809972	Req 1104	Disengaged-Good	28 Jul 22

Document: VMC02 - Vendor Scorecard Companion
Refreshed By: 9224\$Stephanie.Soberon



Page: 1 of 1

Vendor Scorecard Companion - Active Engagements

Refreshed: Thursday, April 13, 2023 2:38:37 PM

Period: 1/1/2022 12:00:00 AM - 12/31/2022 12:00:00 AM

Vendor: Peopleclick QA Vendor

Cand Submitter Org ID	Cand Submitter Org Name	Engt ID	Req Title	Engt Candidate Disposition Status	Engt Start Date	Engt Through Date	Cand ID	Cand LFM Name
1989	Peopleclick QA Vendor	32376	Tester	Engaged	07 Jul 03	18 Jul 03	80767	1Doe, 1Jane
1989	Peopleclick QA Vendor	32377	Tester	Engaged	07 Jul 03	18 Jul 03	80766	Candidate071203, New
1989	Peopleclick QA Vendor	32381	Tester	Engaged	07 Jul 03	18 Jul 03	80721	Candidate071103, New
1989	Peopleclick QA Vendor	32703	Tester	Engaged	14 Jul 03	28 Jul 03	81711	1Doe, 1Jane
1989	Peopleclick QA Vendor	32801	Tester - PCSUPPORT	Engaged	20 Jul 03	09 Sep 03	82101	Candidate072203, Vendor
1989	Peopleclick QA Vendor	33551	QA1 Tester - 2	Engaged	01 Aug 03	30 Sep 03	84573	Candidate, QA1Vendor
1989	Peopleclick QA Vendor	33594	Accounting Clerk II	Engaged	01 Sep 03	09 Sep 03	84697	Candidate2, QA3Client
1989	Peopleclick QA Vendor	33600	Accounting Clerk II	Engaged	09 Sep 03	01 Jan 04	84736	Candidate, QA3Vendor
1989	Peopleclick QA Vendor	33628	Accounting Clerk II	Engaged-Pend Disengage	01 Sep 03	30 Sep 03	84860	Expenses, VendorCandidate
1989	Peopleclick QA Vendor	33664	Lisa Test	Engaged	18 Aug 03	31 Aug 03	84967	test, test
1989	Peopleclick QA Vendor	33697	Second Shift Operator	Engaged	01 Sep 03	30 Sep 03	84997	Candidate, MultiRegion
1989	Peopleclick QA Vendor	33831	QA5 Testser	Engaged	09 Sep 03	08 Oct 03	85302	Candidate, QA5Vendor
1989	Peopleclick QA Vendor	34532	Second Shift Operator	Engaged	09 Sep 03	10 Oct 03	86091	NewCandidate, Aug18
1989	Peopleclick QA Vendor	36267	Budget - Reach Approval Level - <-\$50K	Engaged	01 Sep 03	29 Sep 03	90256	Candidate, QABVendor
1989	Peopleclick QA Vendor	36298	Budget - Reach Approval Level - >=\$50K	Engaged	01 Sep 03	30 Sep 03	90332	Candidate, QABVendor
1989	Peopleclick QA Vendor	36308	Budget - Reach Approval Level - >=\$100K	Engaged	01 Sep 03	30 Sep 03	90359	Candidate, QABVendor
1989	Peopleclick QA Vendor	36325	- Reach Approval Level - >=\$125K	Engaged	01 Sep 03	30 Sep 04	90382	Candidate, QABVendor
1989	Peopleclick QA Vendor	39790	Test Manager Wed Oct 29 14:23:24 2003	Engaged	01 Jan 04	30 Dec 03	98001	Vendor28, Tony
1989	Peopleclick QA Vendor	39808	Test Manager Thu Oct 30 09:23:14 2003	Engaged	01 Jan 04	30 Dec 03	98125	Vendor29, Tony
1989	Peopleclick QA Vendor	39809	Test Manager Thu Oct 30 09:23:14 2003	Engaged	01 Jan 04	30 Dec 03	98126	1Doe, 1Jane
1989	Peopleclick QA Vendor	39825	Test Manager Thu Oct 30 12:37:03 2003	Engaged	01 Jan 04	30 Dec 03	98202	Vendor30, Tony
1989	Peopleclick QA Vendor	39826	Test Manager Thu Oct 30 12:37:03 2003	Engaged	01 Jan 04	30 Dec 03	98203	1Doe, 1Jane
1989	Peopleclick QA Vendor	39919	Test Manager Fri Oct 31 13:24:18 2003	Engaged	01 Jan 04	30 Dec 03	98383	Vendor31, Tony
1989	Peopleclick QA Vendor	39965	Test Manager Sat Nov 01 12:51:41 2003	Engaged	01 Jan 04	30 Dec 03	98451	1Doe, 1Jane
1989	Peopleclick QA Vendor	40057	Test Manager Tue Nov 04 10:52:30 2003	Engaged	01 Jan 04	30 Dec 03	98598	1Doe, 1Jane
1989	Peopleclick QA Vendor	40061	Test Manager Tue Nov 04 11:23:37 2003	Engaged	01 Jan 04	30 Dec 03	98608	1Doe, 1Jane
1989	Peopleclick QA Vendor	40584	ADC Test	Engaged	01 Oct 03	03 Nov 04	100248	Candidate, ADC
1989	Peopleclick QA Vendor	40622	Test Manager Sat Nov 15 13:53:40 2003	Engaged	01 Jan 04	30 Dec 03	100292	1Doe, 1Jane
1989	Peopleclick QA Vendor	41617	Test Manager Sun Nov 23 10:11:35 2003	Engaged	01 Jan 04	30 Dec 03	101709	1Doe, 1Jane
1989	Peopleclick QA Vendor	41621	1123 Double	Engaged	01 Nov 03	08 Aug 04	101714	1Doe, 1Jane
1989	Peopleclick QA Vendor	42385	Test Manager Wed Nov 26 11:41:44 2003	Engaged	01 Jan 04	30 Dec 03	103054	1Doe, 1Jane
1989	Peopleclick QA Vendor	42410	Test Manager Wed Nov 26 13:54:59 2003	Engaged	01 Jan 04	30 Dec 03	103121	1Doe, 1Jane

Document: VMC02 - Vendor Scorecard Companion
Refreshed By: 9224\$Stephanie.Soberon



Page: 1 of 14

Vendor Scorecard Companion - Spend This Period

Refreshed: Thursday, April 13, 2023 2:38:37 PM

Period: 1/1/2022 12:00:00 AM - 12/31/2022 12:00:00 AM

Vendor: Peopleclick QA Vendor

TS Base Billing Rule (Y or N)	TS Total Approved Spend
N	25,134.88
Y	3,147.92
	0

Document: VMC02 - Vendor Scorecard Companion
Refreshed By: 9224SSStephanie.Soberon



Page: 1 of 1

Vendor Scorecard Companion - Timesheets This Period

Refreshed: Thursday, April 13, 2023 2:38:37 PM

Period: 1/1/2022 12:00:00 AM - 12/31/2022 12:00:00 AM

Vendor: Peopleclick QA Vendor

TS ID	TS End Date	TS Submitted Date/Time
14526014	26 Sep 21	26 Jan 22
14663013	10 Oct 21	26 Jan 22
14746745	15 Nov 20	07 Jan 22
14765530	22 Nov 20	15 Jan 22
14791988	17 Oct 21	25 Jan 22
14791989	17 Oct 21	25 Jan 22
14792104	12 Dec 21	26 Jan 22
14795645	16 Jan 22	27 Jan 22
14795647	16 Jan 22	27 Jan 22
14801765	29 Nov 20	28 Jan 22
14801766	29 Nov 20	28 Jan 22
14831205	13 Feb 22	10 Feb 22
14864816	13 Feb 22	24 Feb 22
14864821	06 Feb 22	24 Feb 22
14931014	20 Feb 22	22 Mar 22
14931020	20 Feb 22	22 Mar 22
14938934	27 Feb 22	25 Mar 22
14938935	27 Feb 22	25 Mar 22
14967611	27 Feb 22	07 Apr 22
14967612	27 Feb 22	07 Apr 22
15017856	15 Sep 19	28 Apr 22
15017858	31 Mar 19	28 Apr 22
15017864	31 Mar 19	28 Apr 22
15023550	08 Mar 22	30 Apr 22
15023551	06 Mar 22	30 Apr 22
15033607	13 Mar 22	04 May 22
15033622	20 Mar 22	04 May 22
15033624	13 Mar 22	04 May 22
15040458	27 Mar 22	06 May 22
15087373	15 May 22	26 May 22
15127746	29 May 22	10 Jun 22
15191206	03 Jul 22	05 Jul 22

Document: VMC02 - Vendor Scorecard Companion
Refreshed By: 9224SSStephanie.Soberon



Page: 1 of 3

Vendor Scorecard Companion - Expenses This Period

Refreshed: Thursday, April 13, 2023 2:38:37 PM

Period: 1/1/2022 12:00:00 AM - 12/31/2022 12:00:00 AM

Vendor: Peopleclick QA Vendor

Exp Report ID	Exp Item ID	Exp Item Date	Exp Submitted Date/Time
464472	2148445	27 Jan 22	27 Jan 22
464529	2148621	12 Jan 22	28 Jan 22
464529	2148622	28 Jan 22	28 Jan 22
465293	2150700	02 Feb 22	10 Feb 22
466118	2152886	01 Feb 22	24 Feb 22
466119	2152887	09 Feb 22	24 Feb 22
466266	2153250	01 Feb 22	25 Feb 22
467759	2157249	08 Mar 22	22 Mar 22
468087	2158089	28 Feb 22	25 Mar 22
468088	2158090	17 Mar 22	25 Mar 22
470166	2163125	04 May 22	04 May 22
470328	2163425	06 May 22	06 May 22
471233	2165341	26 May 22	26 May 22
473326	2169893	05 Jul 22	05 Jul 22
474595	2173159	15 Jul 22	30 Jul 22
474718	2173480	09 Aug 22	02 Aug 22
475360	2175304	09 Aug 22	18 Aug 22
475628	2176158	09 Aug 22	25 Aug 22
476080	2177606	05 Sep 22	06 Sep 22
476235	2178057	08 Sep 22	08 Sep 22
477315	2181039	02 Oct 22	02 Oct 22
477315	2181040	06 Oct 22	02 Oct 22
477658	2181763	05 Oct 22	06 Oct 22
477660	2181765	06 Oct 22	06 Oct 22
478369	2183427	20 Oct 22	20 Oct 22
478851	2184704	31 Oct 22	31 Oct 22
479344	2185725	01 Nov 22	10 Nov 22
479602	2186301	17 Nov 22	17 Nov 22
479604	2186318	17 Nov 22	17 Nov 22

Document: VMC02 - Vendor Scorecard Companion
Refreshed By: 9224\$Stephanie.Soberon



Page: 1 of 2

Vendor Scorecard Companion - Rates For Analysis

Refreshed: Thursday, April 13, 2023 2:38:37 PM

Period: 1/1/2022 12:00:00 AM - 12/31/2022 12:00:00 AM

Vendor: Peopleclick QA Vendor

Req ID	Req Title	Req Not To Exceed Rate	Cand Submitter Org ID	Cand Submitter Org Name	Cand ID	Cand Submit Client Rate	Cand Client Candidate Status
666810	Req for Test submittal validations		1989	Peopleclick QA Vendor	3836565	20	Active
674974	Req 4 Xchk replacae		1989	Peopleclick QA Vendor	3836637	21	Need Info
674974	Req 4 Xchk replacae		1989	Peopleclick QA Vendor	3855572	21	Active
675145	Req 0127	88.97	1989	Peopleclick QA Vendor	3837915	21.34	Engaged
676040	Req 0210		1989	Peopleclick QA Vendor	3846757	21	Engaged
676898	Req 0224		1989	Peopleclick QA Vendor	3854511	25	Engaged
682574	Req 0505		1989	Peopleclick QA Vendor	3895784	0	Engaged
684497	Req 0526		1989	Peopleclick QA Vendor	3911891	21	Engaged
687342	REQ 0705		1988	Sanity- Peopleclick QA Client	3973281	21	Active
687342	REQ 0705		1989	Peopleclick QA Vendor	3937498	21	Engaged
689042	Test Release		1989	Peopleclick QA Vendor	3953631	20	Reject-Req Closed/Filled
689042	Test Release		1989	Peopleclick QA Vendor	3953632	20	Engaged
690811	Test New		1988	Sanity- Peopleclick QA Client	4003133		Incomplete
690811	Test New		1989	Peopleclick QA Vendor	3969271	10	Engaged
690811	Test New		1989	Peopleclick QA Vendor	4061243	10	Engaged
691306	Test Req 08/25		1989	Peopleclick QA Vendor	3974848	21.74	Engaged
692216	Req 0831		1989	Peopleclick QA Vendor	3978620	0	Engaged
692807	Req VT0908		1989	Peopleclick QA Vendor	3982971	21	Engaged
694783	Testing123		1989	Peopleclick QA Vendor	4001506	21	Engaged
695150	TestRelease06		1989	Peopleclick QA Vendor	4005282	5	Engaged
696142	Test1020		1989	Peopleclick QA Vendor	4016294	0	Engaged
697909	Test Release11/10		1989	Peopleclick QA Vendor	4031409	0	Engaged
698290	Req 1117		1989	Peopleclick QA Vendor	4035407	0	Engaged
699973	BuReq		1989	Peopleclick QA Vendor	4046261		Incomplete
699996	BuReqSa		1989	Peopleclick QA Vendor	4046462	44	Engaged
700714	Req 121522		1989	Peopleclick QA Vendor	4053980	35	Active

Document: VMC02 - Vendor Scorecard Companion
Refreshed By: 9224\$Stephanie.Soberon



Page: 1 of 1

VMC03 - Vendor Scorecard - Last Month

Description:

Provides a comprehensive view of the selected vendor's performance during the last calendar month, including: reqs received and candidates submitted; candidate submittal quality; engaged candidate quality; candidate, timesheet and expense submittal efficiency; and comparative rate analysis.

Prompts:

Required: Vendor

When to run:

This report should be used to get a comprehensive view of the selected vendor's performance during the last calendar month. It will give you a complete overview of the vendor's performance, including reqs received and candidates submitted, candidate submittal quality, engaged candidate quality, candidate timesheet and expense submittal efficiency, and comparative rate analysis.

Report Samples:

Vendor Scorecard - Last Month

Refreshed: Thursday, April 13, 2023 2:58:09 PM

Vendor: Peopleclick QA Vendor

Active Engagement Stats	Candidate Quality - Engaged	Vendor Rate Analysis																													
New Engagements This Period: 0	False Starts: 0	Vendor Submitted Rate Comparison 																													
Disengagements This Period: 0	Candidates Hired: 1																														
Current Active Engagements: 484	Vendor Requested Disengagement(s): 1																														
Roll-Off 	Quality 	Missing Rate Information Summary <table border="1"> <thead> <tr> <th></th> <th>Count</th> <th>Percent</th> </tr> </thead> <tbody> <tr> <td>Req with No NTE Rate</td> <td>0</td> <td>0.00%</td> </tr> <tr> <td>Candidates with No Rate</td> <td>0</td> <td>0.00%</td> </tr> </tbody> </table>		Count	Percent	Req with No NTE Rate	0	0.00%	Candidates with No Rate	0	0.00%																				
	Count	Percent																													
Req with No NTE Rate	0	0.00%																													
Candidates with No Rate	0	0.00%																													
Approved Spend This Period Base Client Rate Spend Non-Base Rate Spend: \$808.88 Approved Expenses: \$633.00	Candidate Quality - Submitted 	Candidate Submittal Activity <table border="1"> <tbody> <tr> <td>Reqs Received (this period)</td> <td>2</td> </tr> <tr> <td>Reqs Rejected (this period)</td> <td>0</td> </tr> <tr> <td>Total Openings</td> <td>4</td> </tr> <tr> <td>Reqs with No Submittal</td> <td>0</td> </tr> <tr> <td>Openings with No Submittal</td> <td>0</td> </tr> <tr> <td>Reqs With Submittal</td> <td>2</td> <td>100.00%</td> </tr> <tr> <td>Openings With Submittal</td> <td>4</td> <td>100.00%</td> </tr> <tr> <td>Cand Submitted (this period)*</td> <td>2</td> <td>2 / 4 **</td> </tr> <tr> <td>Cand Decision Made</td> <td>2</td> <td>100.00%</td> </tr> <tr> <td>Cand Decision Pending</td> <td>0</td> <td>0.00%</td> </tr> <tr> <td>Submittals / Req Ratio</td> <td>1.0 : 1</td> </tr> <tr> <td>Submittals / Opening Ratio</td> <td>0.5 : 1</td> </tr> </tbody> </table> <p><small>* includes submits for reqs received prior to current period ** total reqs/openings with candidate submittals this period</small></p>	Reqs Received (this period)	2	Reqs Rejected (this period)	0	Total Openings	4	Reqs with No Submittal	0	Openings with No Submittal	0	Reqs With Submittal	2	100.00%	Openings With Submittal	4	100.00%	Cand Submitted (this period)*	2	2 / 4 **	Cand Decision Made	2	100.00%	Cand Decision Pending	0	0.00%	Submittals / Req Ratio	1.0 : 1	Submittals / Opening Ratio	0.5 : 1
Reqs Received (this period)	2																														
Reqs Rejected (this period)	0																														
Total Openings	4																														
Reqs with No Submittal	0																														
Openings with No Submittal	0																														
Reqs With Submittal	2	100.00%																													
Openings With Submittal	4	100.00%																													
Cand Submitted (this period)*	2	2 / 4 **																													
Cand Decision Made	2	100.00%																													
Cand Decision Pending	0	0.00%																													
Submittals / Req Ratio	1.0 : 1																														
Submittals / Opening Ratio	0.5 : 1																														
Vendor Efficiency Candidate Submittal Responsiveness 	Rejected Reasons (In Percent) 																														
Time & Expense Submittal Responsiveness 																															

Document: VMC03 - Vendor Scorecard - Last Month
 Refreshed By: 9224\$Stephanie.Soberon



Page: 1 of 1

VMC10 - Vendor Specialization

Description:

Provides an overview of the total number of candidates, broken out by current status, submitted within a specified date range for the specified vendor(s). Includes a summary of the most active requisition classes for the selected vendor(s) based on the number of candidates submitted and the number of those candidates ultimately engaged.

Prompts:

Required: Candidate Submitted Date Range, Vendor(s)

When to run:

This report should be used to get an overview of the total number of submitted candidates you have in the system, broken out by current status, within a specified date range for the specified vendor(s). It will give you a high level overview of the candidate statuses, including overall counts, top requisition classes by candidate submitted and engaged.

Report Samples:

Vendor Specialization

Refreshed: Thursday, April 13, 2023 3:45:24 PM

Cands Submitted Between: 1/1/2023 12:00:00 AM - 4/13/2023 12:00:00 AM

Vendor(s): Peopleclick QA Vendor

Overall Counts			Candidate Counts by Current Status											
Total Cands	Total Reqs	Total Openings	Pending Decision				Engaged		Rejected					
			New	Active	Interview	Pend Engt	Engaged	No Longer Engaged	Duplicate / Inadeq Info	Not Qual / Stronger Cand	Rate Issue	Not Avail	Req Closed / Filled	
8	8	17					8							

Top Req Classes - Candidates Submitted

Top 6 Req Classes	Subm	%	% of Total	Engd	%	% Engaged
9226 no access:	1	13%	<div style="width: 13%;"></div>	1	100%	<div style="width: 100%;"></div>
Medium Form:	1	13%	<div style="width: 13%;"></div>	1	100%	<div style="width: 100%;"></div>
New Req Class 1:	1	13%	<div style="width: 13%;"></div>	1	100%	<div style="width: 100%;"></div>
QA Template:	1	13%	<div style="width: 13%;"></div>	1	100%	<div style="width: 100%;"></div>
Quality Assurance: Manager	2	25%	<div style="width: 25%;"></div>	2	100%	<div style="width: 100%;"></div>
Test Req Release:	2	25%	<div style="width: 25%;"></div>	2	100%	<div style="width: 100%;"></div>
Total Top 6 Req Classes	8					
(all other Req Classes)						

Top 6 Req Classes % of Total 100%

Top Req Classes - Candidates Engaged

Top 6 Req Classes	Engd	%	% of Total	Subm	%	% Engaged
Quality Assurance: Manager	2	25%	<div style="width: 25%;"></div>	2	100%	<div style="width: 100%;"></div>
Test Req Release:	2	25%	<div style="width: 25%;"></div>	2	100%	<div style="width: 100%;"></div>
9226 no access:	1	13%	<div style="width: 13%;"></div>	1	100%	<div style="width: 100%;"></div>
Medium Form:	1	13%	<div style="width: 13%;"></div>	1	100%	<div style="width: 100%;"></div>
New Req Class 1:	1	13%	<div style="width: 13%;"></div>	1	100%	<div style="width: 100%;"></div>
QA Template:	1	13%	<div style="width: 13%;"></div>	1	100%	<div style="width: 100%;"></div>
Total Top 6 Req Classes	8					
(all other Req Classes)	0					

Top 6 Req Classes % of Total 100%

Document: VMC10 - Vendor Specialization
Refreshed By: 9224\$Stephanie.Soberon



Page: 1 of 1

VMC11 - Requisition Class Specialization

Description:

Provides an overview of the total number of candidates, broken out by current status, submitted within a specified date range for the specified requisition class(es). Includes a summary of the most active vendors based on the number of candidates submitted and the number of those candidates ultimately engaged against the selected requisition class(es).

Prompts:

Required: Candidate Submitted Date Range, Level 1 Req Class(es)

When to run:

This report should be used to get an overview of the total number of submitted candidates you have in the system, broken out by current status, within a specified date range for the specified requisition class(es). It will give you a high level overview of the candidate statuses, including overall counts, top vendors by candidate submitted and engaged.

Report Samples:

■ Req Class Specialization

Refreshed: Thursday, April 13, 2023 3:52:57 PM

Cands Submitted Between: 1/1/2023 12:00:00 AM - 4/13/2023 12:00:00 AM

Level 1 Req Class(es): Technical Support; QA 2 test class; Accounts Payable Clerk; 21111; Recruiter; Test Level 3.2 Req Class; IT; Manager; Minnesota; QA test class 2; QA 1111; Accounting Clerk; Developer; Tester; Test Level 4.2 Req Class; RN; TestRe; CEO

Overall Counts			Candidate Counts by Current Status										
			Pending Decision				Engaged		Rejected				
Total Cands	Total Reqs	Total Openings	New	Active	Interview	Pend Engt	Engaged	No Longer Engaged	Duplicate / Inadeq Info	Not Qual / Stronger Cand	Rate Issue	Not Avail	Req Closed / Filled
2	2	2					2						

Top Vendors - Candidates Submitted

Top 1 Vendors	Subm	%	% of Total	Engd	%	% Engaged
Peopleclick QA Vendor	2	100%		2	100%	
Total Top 1 Vendors	2					
(all other Vendors)	0					
Top 1 Vendors % of Total		100%				

Top Vendors - Candidates Engaged

Top 1 Vendors	Engd	%	% of Total	Subm	%	% Engaged
Peopleclick QA Vendor	2	100%		2	100%	
Total Top 1 Vendors	2					
(all other Vendors)	0					
Top 1 Vendors % of Total		100.0%				

VMC15 - Year-to-Date Diverse Vendor Analysis

Description:

For all active Vendors - what is the ratio of diverse to non-diverse vendors for candidate submittal, engagements, and spend for the current year to date. Provides a year-to-date analysis of active diverse vendors compared to non-diverse vendors, including comparison of candidate submittals, engagements and total spend. Also includes a summary of year-to-date data for all diverse vendors.

Prompts:

Required: None

When to run:

This report should be used to get an overview of the ratio of diverse to non-diverse vendors you have in the system for candidate submittal, engagements, and spend for the current year to date. It will give you an overview of the vendors' diverse to non-diverse ratio, as well as top diverse vendors in spend and top diverse vendors in engagement.

Report Samples:

Year-to-Date Vendor Diversity Analysis

Refreshed: Friday, April 14, 2023 2:28:03 PM

Top Diverse Vendors in Spend

Top Diverse Vendors	Spend	%
Sum of Top Vendors		
All Other Diverse Vendors		

■ Non-Diverse
■ Diverse - Minority Owned



Top Diverse Vendors in Engagements

Top Diverse Vendors	Count	%
Sum of Top Vendors		
All Other Diverse Vendors		

Sum of Top Vendors
All Other Diverse Vendors

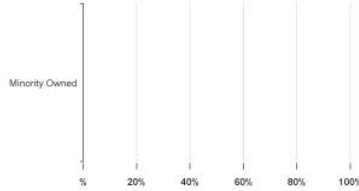
Year-to-Date Candidate Submittals

Submittal Count



■ Non-Diverse
■ Diverse

Diversity Type Breakdown (In Percent)



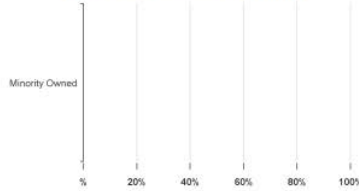
Year-to-Date Candidate Engagements

Engagement Count



■ Non-Diverse
■ Diverse

Diversity Type Breakdown (In Percent)



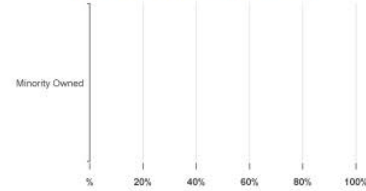
Year-to-Date Candidate Spend

Candidate Spend



■ Non-Diverse
■ Diverse

Diversity Type Breakdown (In Percent)



Document: VMC15 - Year-to-Date Diverse Vendor Analysis
Refreshed By: i4870DEMO\$pc-Stephanie.Soberon

Page: 1 of 1

VMC20 - Requisition Cycle Time Summary

Description:

Provides a summary of requisitions filled within a specified date range and shows the total time to fill and time by four key process stages (req created to vendor received; vendor received to candidate submitted; candidate submitted to candidate selected; and candidate selected to candidate engaged) for the candidates engaged for each requisition. Includes summary graphs for time to fill and average days in each process stage.

Prompts:

Required: Candidate Engagement Date Range

Optional: Manager(s), Vendor(s), Candidate Submitter Org Name

When to run:

This report should be used to get a summary of filled requisitions you have in the system within a specified date range, for the purpose to find the total time to fill. It will give you an overview of the requisition, as well as charts for time to fill and average days per cycle.

Report Samples:

Requisition Cycle Time Summary

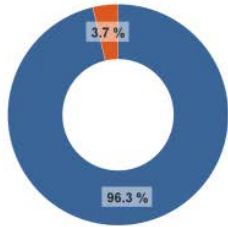
Refreshed: Friday, April 14, 2023 2:37:30 PM

Reqs Filled Between: 4/1/2022 12:00:00 AM - 4/14/2023 12:00:00 AM

Manager(s): All Managers

Vendor(s): All Vendors

Time to Fill



Total Reqs Filled: 31
 Avg Time To Fill (TTF): 5 Days
 Min / Max TTF: < 1 / 134 Days
 Median TTF: 0 Days

Average Days Per Cycle



Sorted by Total TTF (descending)

Req ID	Req Title	Cand ID	Candidate Name	Manager	Vendor	Req Crtd Dt	Cand Eng Dt	Total Cand Cnt	Total TTF	Days To ...			
										Vend Recv	Cand Subm	Cand Selct	Cand Engd
690811	Test New	4061243	Time, HRF	bhandari, amrita	Peopleclick QA Vendor	18 Aug 22	30 Dec 22	3	134	< 1	134	< 1	< 1
663941	Req TT 0922	3776930	Tt0922, Cand T	Chinta, Sreekanth	Peopleclick QA Vendor	22 Sep 21	22 Sep 21	1	< 1	< 1	< 1	< 1	< 1
667895	Req 1104	3798910	Rule7, MLA	Chinta, Sreekanth	Peopleclick QA Vendor	04 Nov 21	04 Nov 21	1	< 1	< 1	< 1	< 1	< 1
675145	Req 0127	3837915	0127, Cand	VMS1, Admin	Peopleclick QA Vendor	27 Jan 22	27 Jan 22	1	< 1	< 1	< 1	< 1	< 1
676040	Req 0210	3846757	0210, Cand	Chinta, Sreekanth	Peopleclick QA Vendor	10 Feb 22	10 Feb 22	1	< 1	< 1	< 1	< 1	< 1
676898	Req 0224	3854511	0224, Cand	Chinta, Sreekanth	Peopleclick QA Vendor	24 Feb 22	24 Feb 22	1	< 1	< 1	< 1	< 1	< 1
682574	Req 0505	3895784	0505, Cand	Chinta, Sreekanth	Peopleclick QA Vendor	04 May 22	04 May 22	1	< 1	< 1	< 1	< 1	< 1
684497	Req 0526	3911891	0526, Cand	Chinta, Sreekanth	Peopleclick QA Vendor	26 May 22	26 May 22	1	< 1	< 1	< 1	< 1	< 1

Document: VMC20 - Requisition Cycle Time Summary
 Refreshed By: 9224\$Stephanie.Soberon



Page: 1 of 4

VMC21 - Requisition Cycle Time Summary with Req Class

Description:

Provides a summary of requisitions filled within a specified date range and shows the total time to fill and time by four key process stages (req created to vendor received; vendor received to candidate submitted; candidate submitted to candidate selected; and candidate selected to candidate engaged) for the candidates engaged for each requisition. Includes summary graphs for time to fill and average days in each process stage.

Prompts:

Required: Candidate Engagement Date Range

Optional: Manager(s), Requisition Class(es)

When to run:

This report should be used to get a summary of filled requisitions you have in the system within a specified date range for the purpose to find the total time to fill by req class. It will give you an overview of the requisition, as well as charts for time to fill and average days per cycle.

Report Samples:

■ Requisition Cycle Time Summary with Req Class

Refreshed: Friday, April 14, 2023 2:50:07 PM

Reqs Filled Between: 4/1/2022 12:00:00 AM - 4/14/2023 12:00:00 AM
 Manager(s): All Managers
 Req Class(es): All Req Classes

		Time To Fill		Average Days Per Cycle Stage (and % of Avg Cycle Time)	
Total Reqs Filled:	31	< 5 Days	26 96%	A: Req Created to Vend Received	0 0%
Avg Time To Fill (TTF):	5 Days	5 - 10 Days	0 0%	B: Vend Received to Cand Submit	5 100%
Min / Max TTF:	< 1 / 134 Days	10 - 30 Days	0 0%	C: Cand Submit to Cand Selection	0 0%
Median TTF:	0 Days	> 30 Days	1 4%	D: Cand Selected to Engaged	0 0%
				Total Average Days	5

vCandName										Days To ...			
										Sorted by Total TTF (descending)			
Req ID	Req Title	Cand ID	Candidate Name	Manager	Root Requisition Class	Req Crtd Dt	Cand Eng Dt	Total Cand Cnt	Total TTF	Vend Recv	Cand Subm	Cand Selct	C
663941	Req TT 0922	3776930	Tt0922, Cand T	Chinta, Sreekanth	Quality Assurance	22 Sep 21	9/22/21	1	< 1	< 1	< 1	< 1	
667895	Req 1104	3798910	Rule7, MLA	Chinta, Sreekanth	9226 no access	04 Nov 21	11/4/21	1	< 1	< 1	< 1	< 1	
675145	Req 0127	3837915	0127, Cand	VMS1, Admin	New Req Class 1	27 Jan 22	1/27/22	1	< 1	< 1	< 1	< 1	
676040	Req 0210	3846757	0210, Cand	Chinta, Sreekanth	Test Level 1 Req Class	10 Feb 22	2/10/22	1	< 1	< 1	< 1	< 1	
676898	Req 0224	3854511	0224, Cand	Chinta, Sreekanth	Medium Form	24 Feb 22	2/24/22	1	< 1	< 1	< 1	< 1	
682574	Req 0505	3895784	0505, Cand	Chinta, Sreekanth	Sr. Director Engineering	04 May 22	5/4/22	1	< 1	< 1	< 1	< 1	
684497	Req 0526	3911891	0526, Cand	Chinta, Sreekanth	Quality Assurance	26 May 22	5/26/22	1	< 1	< 1	< 1	< 1	
687342	REQ 0705	3937498	0705, Cand	Chinta, Sreekanth	New Req Class 1	05 Jul 22	7/5/22	2	< 1	< 1	< 1	< 1	
689042	Test Release	3953632	Rel2, Test	bhandari, amrita	QA Template	28 Jul 22	7/28/22	2	< 1	< 1	< 1	< 1	
690811	Test New	3969271	VMS, Test	bhandari, amrita	New Req Class 1	18 Aug 22	8/18/22	3	< 1	< 1	< 1	< 1	
690811	Test New	4061243	Time, HRF	bhandari, amrita	New Req Class 1	18 Aug 22	12/30/22	3	134	< 1	134	< 1	
691306	Test Req 08/25	3974848	0825, Cand	Chinta, Sreekanth	Long form class	25 Aug 22	8/25/22	1	< 1	< 1	< 1	< 1	
692216	Req 0831	3978620	0831, Cand	Chinta, Sreekanth	Executive Staff	31 Aug 22	8/31/22	1	< 1	< 1	< 1	< 1	
692807	Req VT0908	3982971	VT0908, Cand	Chinta, Sreekanth	9226 no access	08 Sep 22	9/8/22	1	< 1	< 1	< 1	< 1	
694783	Testing123	4001506	Weish, Cand	Chinta, Sreekanth	Test Level 4.1 Req Class	02 Oct 22	10/2/22	1	< 1	< 1	< 1	< 1	
695150	TestRelease06	4005282	Cand06, Test	bhandari, amrita	New Req Class 1	06 Oct 22	10/6/22	1	< 1	< 1	< 1	< 1	
696142	Test1020	4016294	Cand20, Test	bhandari, amrita	New Req Class 1	20 Oct 22	10/20/22	1	< 1	< 1	< 1	< 1	
697909	Test Release11/10	4031409	Relase, New	bhandari, amrita	New Req Class 1	10 Nov 22	11/10/22	2	< 1	< 1	< 1	< 1	
698290	Req 1117	4035407	1117, Cand	Chinta, Sreekanth	Executive Staff	17 Nov 22	11/17/22	1	< 1	< 1	< 1	< 1	

Document: VMC21 - Requisition Cycle Time Summary with Req Class
 Refreshed By: 9224\$Stephanie.Soberon



Page: 1 of 4

VMC30 - Budget Audit Summary - Currently Active

Description:

Provides an audit summary of all currently active engagements, analyzing the actual spend to date against the overall budget for the engagement as well as against the estimated run-rate by week based on the overall budget. Identifies engagements over budget, over the estimated run rate, on target and under budget.

Prompts:

Required: None

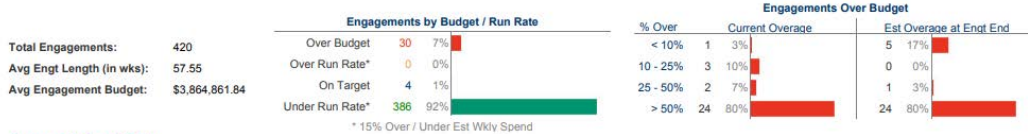
When to run:

This report should be used to get a summary of all currently active engagements you have in the system, to audit actual spend or estimated run-rate vs overall budget. It will give you an overview of the engagement spend and budget, as well as charts for Engagements by Budget / Run Rate and Engagements Over Budget.

Report Samples:

Budget Audit Summary - Currently Active

Refreshed: Friday, April 21, 2023 1:48:48 PM



Engagements Over Budget

Engt ID	Candidate Name	Req Title	Manager Name	Client Rate	Rate Period	Est Engt Budget	Est Wkly Run Rate	Weeks To Date	Spend Incurred	Avg Wkly Run	Weeks Left	Budget Left
501684	1168_Vndr	Test 11.6.8	Chinta, Sreekanth	\$66.00	Per Year	\$18	\$1	15.14	\$3,168	\$7	-420.71	(\$3,150)
550909	1187_Cand	WP1187	Chinta, Sreekanth	£0.00	Per Day	£0	£0	8.71	£149	£0	-389.71	-£149
32376	1Doe, 1Jane	Tester	User, Create	£15.00	Per Hour	£1,029	£600	1.71	£1,335	£1	-1030.86	-£306
283714	505_AF	AF 505	pc_Copes, Loric_Prod1	\$20.00	Per Hour	\$114	\$801	0.14	\$180	\$0	-646.14	(\$86)
66687	Cand1, 20292	HE Req 1	Create, HS	€0.00	Per Hour	€0	€0	52.29	€1,952	€2	-912.86	-€1,952
525151	Cand15_WP	11.7.0.15	Paddock, Todd	£10.00	Per Hour	£3,886	£400	9.71	£4,860	£12	-401.43	-£974
417903	Candidate0711 03, New	Long form class	Chinta, Sreekanth	\$25.00	Per Year	\$2	\$0	7.86	\$1,913	\$4	-497.71	(\$1,910)
42800	Client47, Tina	Test Manager Thu Dec 04 13:24:12 2003	User, Create	£22.00	Per Hour	£126	£880	0.14	£2,354	£2	0.14	-£2,228
42852	Client48, Tina	Test Manager Fri Dec 05 09:02:29 2003	User, Create	£22.00	Per Hour	£126	£880	0.14	£924	£1	0.14	-£798
42962	Client49, Tina	Test Manager Mon Dec 08 13:57:46 2003	User, Create	£22.00	Per Hour	£126	£880	0.14	£2,006	£2	0.14	-£1,881
43103	Client53, Tina	Test Manager Thu Dec 11 09:52:15 2003	User, Create	£22.00	Per Hour	£126	£880	0.14	£1,047	£1	0.14	-£921
43145	Client54, Tina	Test Manager Thu Dec 11 16:44:16 2003	User, Create	£22.00	Per Hour	£126	£880	0.14	£1,047	£1	0.14	-£921
43151	Client55, Tina	Test Manager Thu Dec 11 17:27:39 2003	User, Create	£22.00	Per Hour	£126	£880	0.14	£1,047	£1	0.14	-£921
43344	Client57, Tina	Test Manager Tue Dec 16 11:31:54 2003	User, Create	£22.00	Per Hour	£126	£880	0.14	£4,026	£4	0.14	-£3,900
43360	Client58, Tina	Test Manager Tue Dec 16 14:39:04 2003	User, Create	£22.00	Per Hour	£126	£880	0.14	£3,234	£3	0.14	-£3,108
43370	Client59, Tina	Test Manager Tue Dec 16 15:47:17 2003	User, Create	£22.00	Per Hour	£126	£880	0.14	£4,915	£5	0.14	-£4,789
43491	Client61, Tina	Test Manager Thu Dec 18 09:09:30 2003	User, Create	£22.00	Per Hour	£126	£880	0.14	£2,970	£3	0.14	-£2,844

Document: VMC30 - Budget Audit Summary - Currently Active
Refreshed By: 9224\$Stephanie.Soberon



Page: 1 of 18

Budget Audit Summary - Currently Active

Refreshed: Friday, April 21, 2023 1:48:48 PM

Engagements Over Budget

Engt ID	Candidate Name	Req Title	Manager Name	Client Rate	Rate Period	Est Engt Budget	Est Wkly Run Rate	Weeks To Date	Spend Incurred	Avg Wkly Run	Weeks Left	Budget Left
43501	Client62, Tina	Test Manager Thu Dec 18 11:18:12 2003	User, Create	£22.00	Per Hour	£126	£880	0.14	£3,806	£4	0.14	-£3,680
43509	Client63, Tina	Test Manager Thu Dec 18 11:56:05 2003	User, Create	£22.00	Per Hour	£126	£880	0.14	£2,794	£3	0.14	-£2,668
43517	Client64, Tina	Test Manager Thu Dec 18 13:15:17 2003	User, Create	£22.00	Per Hour	£126	£880	0.14	£3,806	£4	0.14	-£3,680
43533	Client65, Tina	Test Manager Thu Dec 18 15:29:08 2003	User, Create	£22.00	Per Hour	£126	£880	0.14	£2,794	£3	0.14	-£2,668
43562	Client67, Tina	Test Manager Fri Dec 19 09:08:02 2003	User, Create	£22.00	Per Hour	£126	£880	0.14	£3,630	£4	0.14	-£3,504
43578	Client68, Tina	Test Manager Fri Dec 19 10:58:03 2003	User, Create	£22.00	Per Hour	£126	£880	0.14	£3,938	£4	0.14	-£3,812
43586	Client69, Tina	Test Manager Fri Dec 19 13:59:18 2003	User, Create	£22.00	Per Hour	£126	£880	0.14	£1,408	£1	0.14	-£1,282
43594	Client70, Tina	Test Manager Fri Dec 19 15:06:30 2003	User, Create	£22.00	Per Hour	£126	£880	0.14	£2,222	£2	0.14	-£2,096
866236	NFX_Cand	ReqNF	Chinta, Sreekanth	£35.00	Per Day	£813	£219	3.71	£840	£309	1.14	-£27
802900	Resource, Cand	Medium Form	Chinta, Sreekanth	£5.00	Per Hour	£571	£200	2.86	£965	£11	-82.86	-£394
58100	Test, Ann	TEST	Admin, QA1	£30.00	Per Hour	£21,086	£1,200	17.57	£27,975	£28	-972.29	-£6,889
58065	test, twee	Testing72804	System, VMS	£11.00	Per Hour	£3,297	£14	230.57	£74,613	£76	-754.86	-£71,316
44806	Vendor1074793 652, Kevin	Dev Tester Thu Jan 22 12:47:32 2004	User, Create	£22.00	Per Hour	£126	£880	0.14	£1,549	£2	0.14	-£1,423

Engagements Over Run Rate

Engt ID	Candidate Name	Req Title	Manager Name	Client Rate	Rate Period	Est Engt Budget	Wkly Budget	Weeks To Date	Budget Incurred	Avg Wkly Spend	Weeks Left	Budget Left
						0	0	0.14			0.14	\$0

Engagements On Target

Engt ID	Candidate Name	Req Title	Manager Name	Client Rate	Rate Period	Est Engt Budget	Est Wkly Budget	Weeks To Date	Budget Incurred	Avg Wkly Spend	Weeks Left	Budget Left
451338	Apple, John	Test Analyst	pc_Tran, Tuan	£0.00	Per Day	£0	£0	52.29	£0	£0	-459.00	£0
865181	April, New	New Test1	bhandari, amrita	£0.00	Per Hour	£0	£0	6.57	£0	£0	4.14	£0
76773	Cand0, Vendor	Production Testing	Bapat, Toshtest	\$0.00	Per Hour	\$0	\$0	22.71	\$0	\$0	-910.57	\$0

Document: VMC30 - Budget Audit Summary - Currently Active
Refreshed By: 9224\$Stephanie.Soberon



Page: 2 of 18

Budget Audit Summary - Currently Active

Refreshed: Friday, April 21, 2023 1:48:48 PM

Engagements On Target

Engt ID	Candidate Name	Req Title	Manager Name	Client Rate	Rate Period	Est Engt Budget	Est Wkly Budget	Weeks To Date	Budget Incurred	Avg Wkly Spend	Weeks Left	Budget Left
848394	Cand20, Test	Test1020	bhandari, amrita	£0.00	Per Hour	£0	£0	8.86	£0	£0	-26.00	£0

Engagements Under Run Rate

Engt ID	Candidate Name	Req Title	Manager Name	Client Rate	Rate Period	Est Engt Budget	Est Wkly Budget	Weeks To Date	Budget Incurred	Avg Wkly Spend	Weeks Left	Budget Left
857162	0000, New Test	Test Release11/10	bhandari, amrita	£20.00	Per Hour	£8,857	£1,000	8.86	£0	£0	-23.00	£8,857
780749	0107WP, Cand	Req 0107 WP	Chinta, Sreekanth	£21.00	Per Hour	£6,240	£1,092	5.71	£1,407	£12	-114.86	£4,833
781164	011121, Cand	Req 0111	Chinta, Sreekanth	£21.00	Per Hour	£4,056	£1,092	3.71	£672	£6	-115.86	£3,384
857802	0119, Cand	Req 0119	Chinta, Sreekanth	£21.00	Per Hour	£4,950	£1,050	4.71	£1,722	£117	-9.86	£3,228
819320	0127, Cand	Req 0127	VMS1, Admin	£21.34	Per Hour	£5,350	£1,387	3.86	£683	£10	-62.71	£4,667
820430	0210, Cand	Req 0210	Chinta, Sreekanth	£21.00	Per Hour	£13,350	£1,126	11.86	£4,641	£74	-50.71	£8,709
821502	0224, Cand	Req 0224	Chinta, Sreekanth	£25.00	Per Hour	£38,393	£1,250	30.71	£4,800	£77	-31.86	£33,593
861336	0228Test, Cand	Requisition 0228	Chinta, Sreekanth	£25.00	Per Hour	£8,393	£1,250	6.71	£300	£28	-3.86	£8,093
784951	0304, Cand	Test Req 0304	Chinta, Sreekanth	£22.00	Per Hour	£5,393	£1,079	5.00	£726	£6	-106.57	£4,667
862245	030923, Cand	Req 0309	Chinta, Sreekanth	£21.00	Per Hour	£6,000	£1,105	5.43	£2,604	£338	-2.14	£3,396
785650	0311, Cand	Req 0311	Chinta, Sreekanth	£23.00	Per Hour	£5,638	£1,196	4.71	£552	£5	-105.86	£5,086
786767	0325, Cand	Req 0325	VMS1, Create User	£23.00	Per Hour	£2,734	£1,196	2.29	£782	£7	-107.14	£1,952
790487	0504, Cand	Req 0504	Chinta, Sreekanth	£32.00	Per Hour	£7,845	£1,664	4.71	£1,568	£15	-98.86	£6,277
790721	0506, Cand	Req 0506	Chinta, Sreekanth	£33.00	Per Hour	£9,806	£1,716	5.71	£2,046	£20	-97.86	£7,760
792013	0520, Cand	Req 0520	Chinta, Sreekanth	£32.00	Per Hour	£7,845	£1,664	4.71	£963	£9	-97.86	£6,881
829525	0526, Cand	Req 0526	Chinta, Sreekanth	£21.00	Per Hour	£4,950	£1,050	4.71	£1,344	£27	-44.86	£3,606
793300	0603WP, Cand	Req 0603	VMS1, Update user	£32.00	Per Hour	£9,143	£1,600	5.71	£768	£8	-92.86	£8,375
835073	0705, Cand	REQ 0705	Chinta, Sreekanth	£21.00	Per Hour	£6,000	£1,050	5.71	£1,344	£31	-36.86	£4,656
800186	0805, Cand	Req 0805	Chinta, Sreekanth	£23.00	Per Hour	£6,736	£1,150	5.86	£230	£3	-83.86	£6,506
801556	0819, Cand	Req 0819	Chinta, Sreekanth	£32.00	Per Hour	£13,714	£1,600	8.57	£2,848	£32	-81.00	£10,866
841463	0825, Cand	Test Req 08/25	Chinta, Sreekanth	\$21.74	Per Hour	\$4,100	\$870	4.71	\$2,348	\$64	-31.86	\$1,752
802896	0902, Cand	Req 0902	Chinta, Sreekanth	£32.00	Per Hour	£9,143	£1,600	5.71	£2,048	£24	-80.86	£7,095
804502	0917, Cand	Req 0917	Chinta, Sreekanth	£25.00	Per Hour	£5,893	£1,250	4.71	£4,100	£48	-80.86	£1,793
804909	0921, Cand C	Req 0921	VMS1, Create User	£22.00	Per Hour	£4,086	£1,100	3.71	£1,936	£23	-80.86	£2,150
771887	0925, Cand	QA	Smith, Paula	£21.00	Per Hour	£19,188	£1,092	17.57	£0	£0	-117.00	£19,188

Document: VMC30 - Budget Audit Summary - Currently Active
 Refreshed By: 9224\$Stephanie.Soberon



Page: 3 of 18

VMC31 - Budget Audit Summary - Active Between

Description:

Provides an audit summary of all engagements active between the specified date range, analyzing the actual spend to date against the overall budget for the engagement as well as against the estimated run-rate by week based on the overall budget. Identifies engagements (including graphs) that are over budget, over the estimated run rate, on target and under budget.

Prompts:

Required: Engagement Date Range

When to run:

This report should be used to get a summary of active engagements you have in the system between a specified date range, to audit actual spend or estimated run-rate vs overall budget. It will give you an overview of the engagement spend and budget, as well as charts for Engagements by Budget / Run Rate and Engagements Over Budget.

Report Samples:

Budget Audit Summary - Active Between

Refreshed: Friday, April 21, 2023 2:00:45 PM

Engagements Active Between: 4/1/2022 12:00:00 AM - 4/21/2023 12:00:00 AM

Total Engagements:		Engagements by Budget / Run Rate			Engagements Over Budget	
			% Over	Current Overage	Est Overage at End/End	
Avg Engt Length (in wks):	222.25	Over Budget 2 6%	< 10%	1 50%	0 0%	
Avg Engagement Budget:	\$222,867.46	Over Run Rate* 0 0%	10 - 25%	0 0%	0 0%	
		On Target 2 6%	25 - 50%	0 0%	1 50%	
		Under Run Rate* 31 89%	> 50%	1 50%	1 50%	

* 15% Over / Under Est Wkly Spend

Engagements Over Budget

Engt ID	Candidate Name	Req Title	Manager Name	Client Rate	Rate Period	Est Engt Budget	Est Wkly Run Rate	Weeks To Date	Budget Incurred	Avg Wkly Run	Weeks Left	Budg Left
809972	Rule7, MLA	Req 1104	Chinta, Sreekanth	£0.00	Per Hour	£0	£0	38.71	£168	£2	-38.00	-.£
866236	NFX, Cand	ReqNF	Chinta, Sreekanth	£35.00	Per Day	£813	£219	3.71	£840	£309	1.14	

Engagements Over Run Rate

Engt ID	Candidate Name	Req Title	Manager Name	Client Rate	Rate Period	Est Engt Budget	Wkly Budget	Weeks To Date	Budget Incurred	Avg Wkly Spend	Weeks Left	Budg Left
						0	0	0.14			0.14	

Engagements On Target

Engt ID	Candidate Name	Req Title	Manager Name	Client Rate	Rate Period	Est Engt Budget	Est Wkly Budget	Weeks To Date	Budget Incurred	Avg Wkly Spend	Weeks Left	Budg Left
535547	Cand, Disengage	11_8 Req				\$0	\$0	0.14			0.14	
746608	Career, Andrea	Tester				\$0	\$0	0.14			0.14	
774859	Tenure, Cand	TestReq_Tenure				\$0	\$0	0.14			0.14	
827609	0505, Cand	Req 0505				\$0	\$0	0.14			0.14	
842177	0831, Cand	Req 0831				\$0	\$0	0.14			0.14	
844394	0705, Cand	REQ 0705				\$0	\$0	0.14			0.14	
844408	0705, Cand	REQ 0705				\$0	\$0	0.14			0.14	
844666	0505, Cand	Req 0505				\$0	\$0	0.14			0.14	
844667	0505, Cand	Req 0505				\$0	\$0	0.14			0.14	
844988	120721, Cand	Req 1207				\$0	\$0	0.14			0.14	
844989	120721, Cand	Req 1207				\$0	\$0	0.14			0.14	
848394	Cand20, Test	Test1020	bhandari, amrita	£0.00	Per Hour	£0	£0	8.86	£0	£0	-26.00	

Document: VMC31 - Budget Audit Summary - Active Between
Refreshed By: 9224SStephanie.Soberon



Page: 1 of 6

Budget Audit Summary - Active Between

Refreshed: Friday, April 21, 2023 2:00:45 PM

Engagements On Target

Engt ID	Candidate Name	Req Title	Manager Name	Client Rate	Rate Period	Est Engt Budget	Est Wkly Budget	Weeks To Date	Budget Incurred	Avg Wkly Spend	Weeks Left	Budg Left
849576	CMETDTest, Cand	TestREQ				\$0	\$0	0.14			0.14	
855592	Time, HRF	Test New				\$0	\$0	0.14			0.14	
865181	April, New	New Test1	bhandari, amrita	£0.00	Per Hour	£0	£0	6.57	£0	£0	4.14	
866221	Comp, Test	Test Comp				\$0	\$0	0.14			0.14	
866223	Test Coe, New	New Test1				\$0	\$0	0.14			0.14	

Engagements Under Run Rate

Engt ID	Candidate Name	Req Title	Manager Name	Client Rate	Rate Period	Est Engt Budget	Est Wkly Budget	Weeks To Date	Budget Incurred	Avg Wkly Spend	Weeks Left	Budg Left
692262	Devineni, Balakrishna R	Test req 8/2	Chinta, Sreekanth	£1,610.51	Per Week	£916,912	£1,745	525.57	£186,819	£760	280.00	£730.
715730	Siva, Devineni	Test 19Q1 Pat	Chinta, Sreekanth	£45.00	Per Hour	#####	£2,340	1049.43	£8,910	£41	831.86	£2,446.
729568	Devineni, Balayya	WP07052019	Chinta, Sreekanth	£25.00	Per Hour	£696,057	£1,300	535.43	£2,930	£15	336.86	£693.
732142	Venkateswara, Nimmagadda	Test Req WP0725	VMS1, Approve	£25.00	Per Hour	£420,829	£1,300	323.71	£7,075	£36	126.14	£413.
737665	Lingamaneni, Vamsi K	Test Requisition 0919	Chinta, Sreekanth	\$17.00	Per Hour	#####	\$680	1575.14	\$816	\$4	1385.57	\$1,070.
773819	Bayaneni, Lakshmi	Test Req for Approval	Chinta, Sreekanth	£23.00	Per Hour	#####	£920	1569.14	£736	£5	1418.43	£1,442.
774530	Bayaneni, Avin	Req 201020	Chinta, Sreekanth	£25.00	Per Hour	#####	£1,300	2613.57	£1,200	£9	2481.00	£3,396.
775008	Tatineni, Vinnie	Req 10/27	Chinta, Sreekanth	£21.00	Per Hour	#####	£1,092	2613.57	£11,828	£89	2481.00	£2,842.
820430	0210, Cand	Req 0210	Chinta, Sreekanth	£21.00	Per Hour	£13,350	£1,126	11.86	£4,641	£74	-50.71	£8.
821502	0224, Cand	Req 0224	Chinta, Sreekanth	£25.00	Per Hour	£38,393	£1,250	30.71	£4,800	£77	-31.86	£33.
829525	0526, Cand	Req 0526	Chinta, Sreekanth	£21.00	Per Hour	£4,950	£1,050	4.71	£1,344	£27	-44.86	£3.
835073	0705, Cand	REQ 0705	Chinta, Sreekanth	£21.00	Per Hour	£6,000	£1,050	5.71	£1,344	£31	-36.86	£4.
838293	Rel2, Test	Test Release	bhandari, amrita	£20.00	Per Hour	£8,857	£1,000	8.86	£0	£0	-38.00	£8.
840784	VMS, Test	Test New	bhandari, amrita	£10.00	Per Hour	£4,429	£500	8.86	£0	£0	-35.00	£4.
841463	0825, Cand	Test Req 08/25	Chinta, Sreekanth	\$21.74	Per Hour	\$4,100	\$870	4.71	\$2,348	\$64	-31.86	\$1.
842969	VT0908, Cand	Req VT0908	Chinta, Sreekanth	£21.00	Per Hour	£4,950	£1,050	4.71	£1,512	£46	-27.86	£3.
846309	Welsh, Cand	Testing123	Chinta, Sreekanth	£21.00	Per Hour	£4,950	£1,050	4.71	£1,722	£58	-24.86	£3.
846819	Cand06, Test	TestRelease06	bhandari, amrita	£5.00	Per Hour	£2,357	£250	9.43	£0	£0	-27.43	£2.
850664	Relase, New	Test Release1/10	bhandari, amrita	£10.00	Per Hour	£4,429	£500	8.86	£0	£0	-23.00	£4.
851279	1117, Cand	Req 1117	Chinta, Sreekanth	\$21.00	Per Hour	\$4,800	\$840	5.71	\$0	\$0	-18.86	\$4.
853296	BuReq, Cand	BuReqSa	Chinta, Sreekanth	£49.00	Per Hour	£14,000	£2,450	5.71	£392	£18	-15.86	£13.

Document: VMC31 - Budget Audit Summary - Active Between
Refreshed By: 9224SStephanie.Soberon



Page: 3 of 6

VMC40 - Candidate Length of Stay Audit Summary

Description:

Provides a summary of candidates either over or at risk (within 10%) of being over a specified length of stay threshold, based upon the Engagement Start Date compared to the current date. Includes graphs for Candidates by % Over Threshold and Candidates Over Threshold by Engagement Weeks Remaining.

Prompts:

Required: Length of Stay Threshold (in weeks)

When to run:

This report should be used to get a summary of candidates you have in the system, to audit their length of stay based on the engagement start date vs the current date. It will give you an overview of the candidate length of stay, as well as tables for candidates at risk, and over threshold.

Report Samples:

Candidate Length of Stay Audit Summary

Refreshed: Friday, April 21, 2023 2:14:21 PM

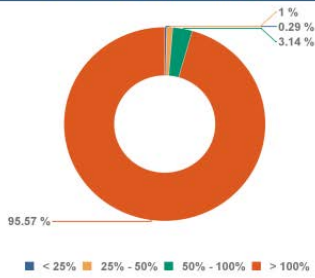
Engagement Threshold (in weeks): 50 Weeks

Candidate Length of Stay Overview

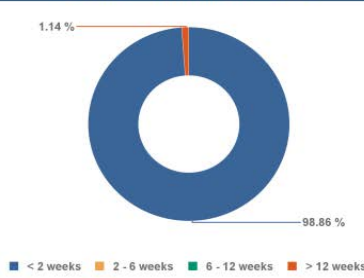
Total Candidates At Risk*: 2 **Avg Engnt Length to Date (weeks):** 695.49
Total Candidates Over Threshold: 635 **Hourly Average Estimated Client Rate:** \$18,380,857.73

*within 10% of threshold

Candidates Over Threshold by % Over



Candidates Over Threshold by Weeks Left



Candidates At Risk

Cand ID	Candidate Name	Req Title	Vendor Name	Manager Name	Client Rate	Rate Period	Start Date	Weeks To Date	End Date
3911891	0526, Cand	Req 0526	Peopleclick QA Vendor	Chinta, Sreekanth	£21.00	Per	09 May 22	49.57	10 Jun 22
3953632	Rel2, Test	Test Release	Peopleclick QA Vendor	bhandari, amrita	£20.00	Per	28 May 22	46.86	28 Jul 22

Candidates Over Threshold

Cand ID	Candidate Name	Req Title	Vendor Name	Manager Name	Client Rate	Rate Period	Start Date	Weeks To Date	End Date
---------	----------------	-----------	-------------	--------------	-------------	-------------	------------	---------------	----------

Document: VMC40 - Candidate Length of Stay Audit Summary
 Refreshed By: 9224\$Stephanie.Soberon



Page: 1 of 58

Candidate Length of Stay Audit Summary

Refreshed: Friday, April 21, 2023 2:14:21 PM

Candidates Over Threshold

Cand ID	Candidate Name	Req Title	Vendor Name	Manager Name	Client Rate	Rate Period	Start Date	Weeks To Date	End Date
80726	1Doe, 1Jane	Tester	Peopleclick QA Vendor	test, QA test	£13.00	Per	07 Jul 03	1,032.57	18 Jul 03
80767	1Doe, 1Jane	Tester	Peopleclick QA Vendor	User, Create	£15.00	Per	07 Jul 03	1,032.57	18 Jul 03
80769	2Doe, 2Jane	Tester	Sanity- Peopleclick QA Client	User, Create	£11.00	Per	07 Jul 03	1,032.57	18 Jul 03
80721	Candidate071103, New	Tester	Peopleclick QA Vendor	System, VMS	£11.00	Per Hour	07 Jul 03	1,032.57	18 Jul 03
80766	Candidate071203, New	Tester	Peopleclick QA Vendor	User, Create	£15.00	Per Hour	07 Jul 03	1,032.57	18 Jul 03
80768	Candidate071203, New2	Tester	Sanity- Peopleclick QA Client	User, Create	£15.00	Per Hour	07 Jul 03	1,032.57	18 Jul 03
82108	Tester, Test	Tester	Peopleclick QA Vendor	System, VMS	£15.00	Per	07 Jul 03	1,032.57	18 Jul 03
81711	1Doe, 1Jane	Tester	Peopleclick QA Vendor	User, Create	£15.00	Per	14 Jul 03	1,031.57	28 Jul 03
82101	Candidate072203, Vendor	Tester - PCSUPPORT	Peopleclick QA Vendor	System, VMS	£15.00	Per Hour	20 Jul 03	1,030.71	09 Sep 03
84573	Candidate, QA1Vendor	QA1 Tester - 2	Peopleclick QA Vendor	CreateUser, QA1	£15.00	Per	01 Aug 03	1,029	30 Sep 03
84530	Candidate, QA1	QA1 Tester - 2	QA1 GLOBAL LANG	CreateUser, QA1	£11.00	Per	08 Aug 03	1,028	09 Sep 03
84535	Candidate, QA1	QA1 Tester - 2	QA1 GLOBAL LANG	CreateUser, QA1	£15.00	Per	08 Aug 03	1,028	05 Oct 03
84967	test, test	Lisa Test	Peopleclick QA Vendor	Admin, QA5	\$11.00	Per	18 Aug 03	1,026.57	31 Aug 03
84697	Candidate2, QA3Client	Accounting Clerk II	Peopleclick QA Vendor	User, QA3Create	\$15.00	Per	01 Sep 03	1,024.57	09 Sep 03
84997	Candidate, MultiRegion	Second Shift Operator	Peopleclick QA Vendor	User, QA4Create	\$15.00	Per	01 Sep 03	1,024.57	30 Sep 03
90256	Candidate, QA8Vendor	Budget - Reach Approval Level - <\$50K	Peopleclick QA Vendor	User, QA8Create	\$10.00	Per Hour	01 Sep 03	1,024.57	29 Sep 03
90332	Candidate, QA8Vendor	Budget - Reach Approval Level - >\$50K, <	Peopleclick QA Vendor	User, QA8Create	\$25.00	Per Hour	01 Sep 03	1,024.57	30 Sep 03
90359	Candidate, QA8Vendor	Budget - Reach Approval Level - >\$100K	Peopleclick QA Vendor	Approver, QA8Manager	\$124.00	Per Hour	01 Sep 03	1,024.57	30 Sep 03
90382	Candidate, QA8Vendor	- Reach Approval Level - >\$125K	Peopleclick QA Vendor	Approver, QA8Manager	\$94.00	Per Hour	01 Sep 03	1,024.57	30 Sep 04
84860	Expenses, VendorCandidate	Accounting Clerk II	Peopleclick QA Vendor	User, QA3Create	\$14.76	Per Hour	01 Sep 03	1,024.57	30 Sep 03
84526	Candidate, QA1	QA1 Tester	QA1 GLOBAL LANG	CreateUser, QA1	£15.00	Per	09 Sep 03	1,023.43	30 Sep 03
84696	Candidate, QA3Client	Accounting Clerk II	QA SIT Vendor	User, QA3Create	\$14.00	Per	09 Sep 03	1,023.43	30 Sep 03
84736	Candidate, QA3Vendor	Accounting Clerk II	Peopleclick QA Vendor	User, QA3Create	\$15.00	Per	09 Sep 03	1,023.43	01 Jan 04
85302	Candidate, QA5Vendor	QA5 Tester	Peopleclick QA Vendor	Admin, QA5	\$15.00	Per	09 Sep 03	1,023.43	08 Oct 03
86091	NewCandidate, Aug18	Second Shift Operator	Peopleclick QA Vendor	User, QA4Create	\$11.00	Per	09 Sep 03	1,023.43	10 Oct 03
100248	Candidate, ADC	ADC Test	Peopleclick QA Vendor	Test, ADC	\$55.00	Per	01 Oct 03	1,020.29	03 Nov 04
101714	1Doe, 1Jane	1123 Double	Peopleclick QA Vendor	Admin, Client	£20.00	Per	01 Nov 03	1,015.86	08 Aug 04

Document: VMC40 - Candidate Length of Stay Audit Summary
 Refreshed By: 9224\$Stephanie.Soberon



Page: 3 of 58

VMC41 - Candidate Conversion Summary

Description:

Provides a summary of candidates with a disengagement status of Hired out of all candidates disengaged within a specified date range. Includes graphs for Candidates by Disengaged Status (hired vs. other) and for Candidates by Length of Engagement (in months) before conversion.

Prompts:

Required: Engagement End Date Range

When to run:

This report should be used to get a summary of candidates you have in the system within a specified date range, to analyze conversion rates. It will give you an overview of the candidates, as well as charts for disengagement summary and length of engagements in months prior to converting.

Report Samples:

■ Candidate Conversion Summary

Refreshed: Friday, April 21, 2023 2:35:48 PM

Engagement End Date Between: 1/1/2019 12:00:00 AM - 4/21/2023 12:00:00 AM



Cand ID	Candidate Name	Req Title	Vendor Name	Manager	Rate	Rate Period	Engt Start	Engt Thru	Total Days	Type	Engt Spend
3176950	First, Darrell	Senior Manager	Peopleclick QA Vendor	Smith, Paula	£85.00	Per Hour	30 Jul 18	28 Feb 19	214	Contract	£3,400
3189297	Intern, Andrea	Test Manager	Peopleclick QA Vendor	Smith, Paula	£90.00	Per Hour	27 Aug 18	27 Feb 19	185	Contract	£7,200
3233091	Custody, Darrell	Test Analyst	Peopleclick QA Vendor	Smith, Paula	£65.00	Per Hour	26 Nov 18	26 Mar 19	121	Contract	£2,600
3323327	Greatjob, Moochie	Tester III	Peopleclick QA Vendor	Smith, Paula	£60.00	Per Hour	30 Apr 19	30 Oct 19	184	Contract	£1,920
3330156	Boss, Darrell	QA : Manager	Peopleclick QA Vendor	Smith, Paula	£75.00	Per Hour	27 May 19	27 Sep 19	124	Contract	£6,000
3587287	Gifted, Andrea	QA Test Engineer	Peopleclick QA Vendor	Smith, Paula	£70.00	Per Hour	24 Aug 20	21 Nov 20	90	Contract	£2,800

Document: VMC41 - Candidate Conversion Summary
Refreshed By: 9224\$Stephanie.Soberon



Page: 1 of 1

VMC50 - Rate Analysis - Req Class

Description:

Provides an aggregate view of the rates by requisition class for all candidates submitted or actively engaged within a specified date range. Includes a list of top contributors of lowest level and parent req classes as well as a detailed breakdown of all rates by req classes.

Prompts:

Required: Candidate Submittal / Engagement Date Range

Optional: Vendor(s), Req Class(es)

When to run:

This report should be used to get an aggregate view of the rates you have in the system by req class within a specified date range, to analyze rates. It will give you an overview of the requisition class(es), as well as breakdowns of rates by req class and parent req class rates by vendor.

Report Samples:

Rate Analysis - Requisition Class Overview

Refreshed: Friday, April 21, 2023 2:49:25 PM

Submittal / Engt Period: 4/1/2022 12:00:00 AM - 4/21/2023 12:00:00 AM

Vendor(s): All Vendors

Parent Req Class(es): All Parent Req Classes

Candidates Submitted					Candidates Engaged				
Total Cands	Minimum Rate	Maximum Rate	Median Rate	Average Rate	Total Cands	Minimum Rate	Maximum Rate	Median Rate	Average Rate
3	\$20.00	\$35.00	\$21.00	\$25.33	44	\$0.00	\$49.00	\$21.00	\$18.42

Top Requisition Classes (Candidate Volume)

* - excludes candidates submitted without rate

Top 7 Requisition Classes	Total Cands	Candidates Submitted *					Candidates Engaged				
		# Cands	Min Rate	Max Rate	Med Rate	Avg Rate	# Cands	Min Rate	Max Rate	Med Rate	Avg Rate
New Req Class 1	13	1	\$21.00	\$21.00	\$21.00	\$21.00	12	\$0.00	\$49.00	\$10.00	\$15.36
9226 no access	6	0					6	\$0.00	\$33.55	\$21.00	\$17.65
Manager	5	0					5	\$10.00	\$45.00	\$21.00	\$24.40
Test Req Release	5	0					5	\$0.00	\$25.00	\$20.00	\$18.00
CEO	3	0					3	\$0.00	\$32.00	\$21.00	\$17.67
Medium Form	3	1	\$35.00	\$35.00	\$35.00	\$35.00	2	\$4.38	\$25.00	\$14.69	\$14.69
QA Template	3	1	\$20.00	\$20.00	\$20.00	\$20.00	2	\$20.00	\$30.00	\$25.00	\$25.00
Total Top 7 Req Classes	38	3	20	35	21	25.33	35	0	49	20.5	17.97
(all other Req Classes)	9										

Top 7 Req Class % of Total 80.9%

Top Parent Requisition Classes (Candidate Volume)

* - excludes candidates submitted without rate

Top 5 Parent Requisition Classes	Total Cands	Candidates Submitted *					Candidates Engaged				
		# Cands	Min Rate	Max Rate	Med Rate	Avg Rate	# Cands	Min Rate	Max Rate	Med Rate	Avg Rate
(all parent requisition classes)	36	3	\$20.00	\$35.00	\$21.00	\$25.33	33	\$0.00	\$49.00	\$20.50	\$17.99
Quality Assurance	6	0					6	\$0.00	\$45.00	\$21.00	\$20.33
Executive Staff	3	0					3	\$0.00	\$32.00	\$21.00	\$17.67
21111	1	0					1	\$23.00	\$23.00	\$23.00	\$23.00
Test Level 4.2 Req Class	1	0					1	\$21.00	\$21.00	\$21.00	\$21.00
Total Top 5 Parent Req Classes	47	3	\$20.00	\$35.00	\$21.00	\$25.33	44	\$0.00	\$49.00	\$21.00	\$18.42

Document: VMC50 - Rate Analysis - Req Classes
Refreshed By: 9224\$Stephanie.Soberon



Page: 1 of 2

Rate Analysis - Requisition Class Detail

Refreshed: Friday, April 21, 2023 2:49:25 PM

Submittal / Engt Period: 4/1/2022 12:00:00 AM - 4/21/2023 12:00:00 AM

Vendor(s): All Vendors

Parent Req Class(es): All Parent Req Classes

* - excludes candidates submitted without rate

Requisition Class	Total Cands	Candidates Submitted *					Candidates Engaged				
		# Cands	Minimum Rate	Maximum Rate	Median Rate	Average Rate	# Cands	Minimum Rate	Maximum Rate	Median Rate	Average Rate
(all requisition classes)	47	3	\$20.00	\$35.00	\$21.00	\$25.33	44	\$0.00	\$49.00	\$21.00	\$18.42
23333	1	0					1	\$23.00	\$23.00	\$23.00	\$23.00
9226 no access	6	0					6	\$0.00	\$33.55	\$21.00	\$17.65
CEO	3	0					3	\$0.00	\$32.00	\$21.00	\$17.67
Long form class	1	0					1	\$21.74	\$21.74	\$21.74	\$21.74
Long Form tst Class	1	0					1	\$26.84	\$26.84	\$26.84	\$26.84
Manager	5	0					5	\$10.00	\$45.00	\$21.00	\$24.40
Medium Form	3	1	\$35.00	\$35.00	\$35.00	\$35.00	2	\$4.38	\$25.00	\$14.69	\$14.69
New Req Class 1	13	1	\$21.00	\$21.00	\$21.00	\$21.00	12	\$0.00	\$49.00	\$10.00	\$15.36
QA Template	3	1	\$20.00	\$20.00	\$20.00	\$20.00	2	\$20.00	\$30.00	\$25.00	\$25.00
Sr. Director Engineering	2	0					2	\$0.00	\$32.00	\$24.50	\$20.25
Tester	1	0					1	\$0.00	\$0.00	\$0.00	\$0.00
Test Level 1 Req Class	2	0					2	\$21.00	\$25.00	\$23.00	\$23.00
Test Level 4.3 Req Class	1	0					1	\$21.00	\$21.00	\$21.00	\$21.00
Test Req Release	5	0					5	\$0.00	\$25.00	\$20.00	\$18.00

Document: VMC50 - Rate Analysis - Req Classes
Refreshed By: 9224\$Stephanie.Soberon



Page: 1 of 2

■ Rate Analysis - Parent Requisition Class Detail

Refreshed: Friday, April 21, 2023 2:49:25 PM

Submission / Engt Period: 4/1/2022 12:00:00 AM - 4/21/2023 12:00:00 AM

Vendor(s): All Vendors

Parent Req Class(es): All Parent Req Classes

* - excludes candidates submitted without rate

Parent Requisition Class	Total Cands	Candidates Submitted *					Candidates Engaged				
		# Cands	Minimum Rate	Maximum Rate	Median Rate	Average Rate	# Cands	Minimum Rate	Maximum Rate	Median Rate	Average Rate
	47	3	\$20.00	\$35.00	\$21.00	\$25.33	44	\$0.00	\$49.00	\$21.00	\$18.42
	36	3	\$20.00	\$35.00	\$21.00	\$25.33	33	\$0.00	\$49.00	\$20.50	\$17.99
21111	1	0					1	£23.00	£23.00	£23.00	£23.00
Executive Staff	3	0					3	\$0.00	\$32.00	\$21.00	\$17.67
Quality Assurance	6	0					6	£0.00	£45.00	£21.00	£20.33
Test Level 4.2 Req Class	1	0					1	£21.00	£21.00	£21.00	£21.00

Document: VMC50 - Rate Analysis - Req Classes
Refreshed By: 9224\$Stephanie.Soberon



Page: 1 of 1

■ Rate Analysis - Parent Req Class With Vendor Detail

Refreshed: Friday, April 21, 2023 2:49:25 PM

Submission / Engt Period: 4/1/2022 12:00:00 AM - 4/21/2023 12:00:00 AM

Vendor(s): All Vendors

Parent Req Class(es): All Parent Req Classes

* - excludes candidates submitted without rate

Parent Requisition Class	Vendor	Total Cands	Candidates Submitted *					Candidates Engaged				
			# Cands	Minimum Rate	Maximum Rate	Median Rate	Average Rate	# Cands	Minimum Rate	Maximum Rate	Median Rate	Average Rate
	(all vendors)	47	3	\$20.00	\$35.00	\$21.00	\$25.33	44	\$0.00	\$49.00	\$21.00	\$18.42
	Peopleclick QA Vendor	32	2	\$20.00	\$35.00	\$27.50	\$27.50	30	\$0.00	\$49.00	\$21.00	\$18.10
	Sanity- Peopleclick QA Client	4	1	£21.00	£21.00	£21.00	£21.00	3	£10.00	£20.00	£20.00	£16.67
21111	Peopleclick QA Vendor	1	0					1	£23.00	£23.00	£23.00	£23.00
Executive Staff	Peopleclick QA Vendor	2	0					2	\$21.00	\$32.00	\$26.50	\$26.50
	Sanity- Peopleclick QA Client	1	0					1	\$0.00	\$0.00	\$0.00	\$0.00
Quality Assurance	Peopleclick QA Vendor	6	0					6	£0.00	£45.00	£21.00	£20.33
Test Level 4.2 Req Class	Peopleclick QA Vendor	1	0					1	£21.00	£21.00	£21.00	£21.00

Document: VMC50 - Rate Analysis - Req Classes
Refreshed By: 9224\$Stephanie.Soberon



Page: 1 of 1

VMC51 - Rate Analysis - Vendors

Description:

Provides an aggregate view of the rates by vendor for all candidates submitted or actively engaged within a specified date range. Includes a summary of top vendors (based on candidate volume) as well as a detailed breakdown of all rates by vendors. This report requires accurate entry of the expected hours per day and days per week that a contractor is expected to perform.

Prompts:

Required: Candidate Submittal / Engagement Date Range

Optional: Vendor(s), Parent Req Class(es)

When to run:

This report should be used to get an aggregate view of the rates you have in the system by vendors within a specified date range, to analyze rates. It will give you an overview of the vendor(s) rates, as well as breakdowns of vendor rates by req class and vendor rates by parent req class.

Report Samples:

Rate Analysis - Vendor Overview

Refreshed: Friday, April 21, 2023 2:58:17 PM

Submittal / Engt Period: 1/1/2022 12:00:00 AM - 4/21/2023 12:00:00 AM

Vendor(s): All Vendors

Parent Req Class(es): All Parent Req Classes

Candidates Submitted *					Candidates Engaged				
Total Cands	Minimum Rate	Maximum Rate	Median Rate	Average Rate	Total Cands	Minimum Rate	Maximum Rate	Median Rate	Average Rate
6	\$20.00	\$35.00	\$21.00	\$23.00	52	\$0.00	\$49.00	\$21.00	\$18.62

Top Vendors (Candidate Volume)

* - excludes candidates submitted without rate

Top 2 Vendors	Total Cands	Candidates Submitted *					Candidates Engaged				
		# Cands	Min Rate	Max Rate	Med Rate	Avg Rate	# Cands	Min Rate	Max Rate	Med Rate	Avg Rate
Peopleclick QA Vendor	50	5	\$20.00	\$35.00	\$21.00	\$23.40	45	\$0.00	\$49.00	\$21.00	\$19.57
Sanity- Peopleclick QA Client	8	1	\$21.00	\$21.00	\$21.00	\$21.00	7	\$0.00	\$21.00	\$11.00	\$11.71
Total Top 2 Vendors	58	6	20	35	21	23	52	0	49	21	18.62
(all other Vendors)	0										

Top 2 Vendors % of Total 100.0%

Document: VMC51 - Rate Analysis - Vendors
Refreshed By: 9224\$Stephanie.Soberon



Page: 1 of 1

Rate Analysis - Vendor Detail by Requirement Class

Refreshed: Friday, April 21, 2023 2:58:17 PM

Submittal / Engt Period: 1/1/2022 12:00:00 AM - 4/21/2023 12:00:00 AM

Vendor(s): All Vendors

Parent Req Class(es): All Parent Req Classes

* - excludes candidates submitted without rate

Vendor	Requirement Class	Total Cands	Candidates Submitted *					Candidates Submitted *				
			# Cands	Minimum Rate	Maximum Rate	Median Rate	Average Rate	# Cands	Minimum Rate	Maximum Rate	Median Rate	Average Rate
	(all requirement classes)	58	6	\$20.00	\$35.00	\$21.00	\$23.00	52	\$0.00	\$49.00	\$21.00	\$18.62
Peopleclick QA Vendor	New Req Class 1	13	2	\$21.00	\$21.00	\$21.00	\$21.00	11	\$0.00	\$49.00	\$10.00	\$15.87
	9226 no access	6	0					6	\$0.00	\$33.55	\$21.00	\$17.65
	Manager	5	0					5	\$10.00	\$45.00	\$21.00	\$24.40
	Test Req Release	5	0					5	\$0.00	\$25.00	\$23.00	\$18.60
	Tester	4	0					4	\$0.00	\$40.00	\$21.00	\$20.20
	Medium Form	3	1	\$35.00	\$35.00	\$35.00	\$35.00	2	\$4.38	\$25.00	\$14.69	\$14.69
	QA Template	3	1	\$20.00	\$20.00	\$20.00	\$20.00	2	\$20.00	\$30.00	\$25.00	\$25.00
	Test Level 1 Req Class	3	1	\$20.00	\$20.00	\$20.00	\$20.00	2	\$21.00	\$25.00	\$23.00	\$23.00
	CEO	2	0					2	\$21.00	\$32.00	\$26.50	\$26.50
	Sr. Director Engineering	2	0					2	\$0.00	\$32.00	\$24.50	\$20.25
	23333	1	0					1	\$23.00	\$23.00	\$23.00	\$23.00
	Long form class	1	0					1	\$21.74	\$21.74	\$21.74	\$21.74
	Long Form tst Class	1	0					1	\$26.84	\$26.84	\$26.84	\$26.84
	Test Level 4.3 Req Class	1	0					1	\$21.00	\$21.00	\$21.00	\$21.00
		50	5	\$20.00	\$35.00	\$21.00	\$23.40	45	\$0.00	\$49.00	\$21.00	\$19.57
Sanity- Peopleclick QA Client	New Req Class 1	4	1	\$21.00	\$21.00	\$21.00	\$21.00	3	\$10.00	\$21.00	\$20.00	\$17.00
	CEO	1	0					1	\$0.00	\$0.00	\$0.00	\$0.00
	Manager	1	0					1	\$0.00	\$0.00	\$0.00	\$0.00
	Tester	1	0					1	\$11.00	\$11.00	\$11.00	\$11.00
	Test Req Release	1	0					1	\$20.00	\$20.00	\$20.00	\$20.00
		8	1	\$21.00	\$21.00	\$21.00	\$21.00	7	\$0.00	\$21.00	\$21.00	\$11.71

Document: VMC51 - Rate Analysis - Vendors
Refreshed By: 9224\$Stephanie.Soberon



Page: 1 of 1

Rate Analysis - Vendor Detail by Parent Req Class

Refreshed: Friday, April 21, 2023 2:58:17 PM

Submittal / Engt Period: 1/1/2022 12:00:00 AM - 4/21/2023 12:00:00 AM
 Vendor(s): All Vendors
 Parent Req Class(es): All Parent Req Classes

* - excludes candidates submitted without rate

Vendor	Parent Requirement Class	Total Cands	Candidates Submitted *					Candidates Engaged				
			# Cands	Minimum Rate	Maximum Rate	Median Rate	Average Rate	# Cands	Minimum Rate	Maximum Rate	Median Rate	Average Rate
	(all parent req classes)	58	6	\$20.00	\$35.00	\$21.00	\$23.00	52	\$0.00	\$49.00	\$21.00	\$18.62
Peopleclick QA Vendor		37	5	\$20.00	\$35.00	\$21.00	\$23.40	32	\$0.00	\$49.00	\$21.00	\$18.32
	Quality Assurance	9	0					9	\$0.00	\$45.00	\$21.00	\$22.30
	Executive Staff	2	0					2	\$21.00	\$32.00	\$26.50	\$26.50
	21111	1	0					1	\$23.00	\$23.00	\$23.00	\$23.00
	Test Level 4.2 Req Class	1	0					1	\$21.00	\$21.00	\$21.00	\$21.00
		50	5	\$20.00	\$35.00	\$21.00	\$23.40	45	\$0.00	\$49.00	\$21.00	\$19.57
Sanity- Peopleclick QA Client		5	1	\$21.00	\$21.00	\$21.00	\$21.00	4	\$10.00	\$21.00	\$20.00	\$17.75
	Quality Assurance	2	0					2	\$0.00	\$11.00	\$5.50	\$5.50
	Executive Staff	1	0					1	\$0.00	\$0.00	\$0.00	\$0.00
		8	1	\$21.00	\$21.00	\$21.00	\$21.00	7	\$0.00	\$21.00	\$11.00	\$11.71

Document: VMC51 - Rate Analysis - Vendors
 Refreshed By: 9224\$Stephanie.Soberon



Page: 1 of 1

Rate Analysis - Vendor Detail

Refreshed: Friday, April 21, 2023 2:58:17 PM

Submittal / Engt Period: 1/1/2022 12:00:00 AM - 4/21/2023 12:00:00 AM
 Vendor(s): All Vendors
 Parent Req Class(es): All Parent Req Classes

* - excludes candidates submitted without rate

Vendor	Total Cands	Candidates Submitted *					Candidates Engaged					
		# Cands	Minimum Rate	Maximum Rate	Median Rate	Average Rate	# Cands	Minimum Rate	Maximum Rate	Median Rate	Average Rate	
	(all vendors)	58	6	20	35	21	23	52	0	49	21	18.62
Peopleclick QA Vendor	50	5	\$20.00	\$35.00	\$21.00	\$23.40	45	\$0.00	\$49.00	\$21.00	\$19.57	
Sanity- Peopleclick QA Client	8	1	\$21.00	\$21.00	\$21.00	\$21.00	7	\$0.00	\$21.00	\$11.00	\$11.71	

Document: VMC51 - Rate Analysis - Vendors
 Refreshed By: 9224\$Stephanie.Soberon



Page: 1 of 1

VMC60 - Budget to Actual - Active Between

Description:

This report shows a listing of all workers and total approved spend compared to budget amount within an active engagement timeframe.

Prompts:

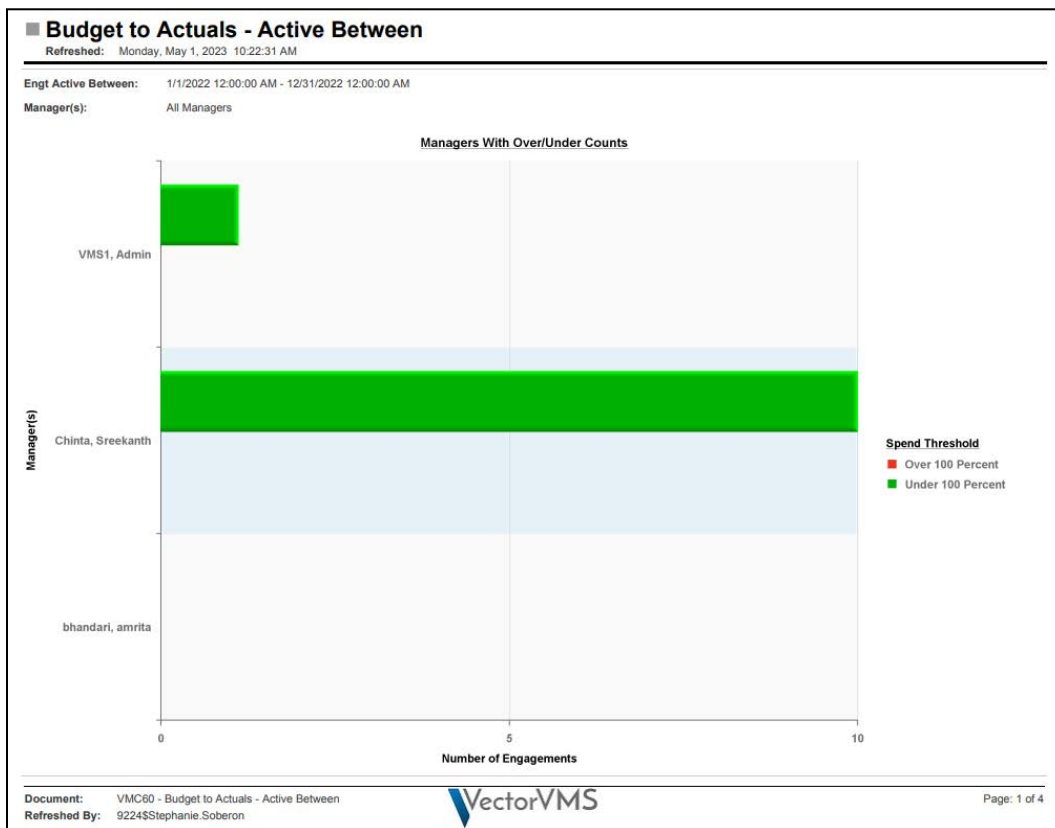
Required: Active Between Date Range

Optional: Manager(s)

When to run:

This report should be used to get an overview of the workers budget and total approved spend you have in the system within a specified date range, to analyze budgets. It will give you an overview of the spend threshold by manager, as well as a list of candidates with their projected remaining spend.

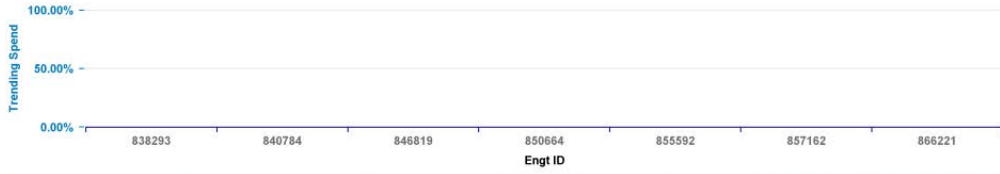
Report Samples:



Budget to Actuals - Active Between

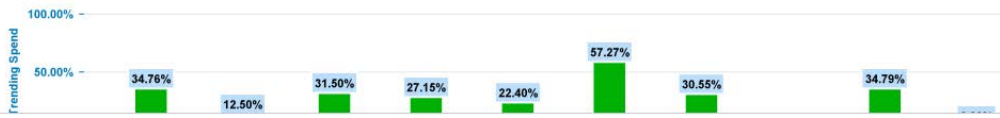
Refreshed: Monday, May 1, 2023 10:22:31 AM

bhandari, amrita



Engt Id	Candidate Name	Req Class	Vendor	Cost Center	General Ledger	Engt Total Weeks	Engt Weeks Remaining	Current Engagement Budget	Actual Timesheet Spend	Projected Remaining Spend
857162	00000, New Test	New Req Class 1	Sanity- Peopleclick QA Client	Test QA - Cost Center	new	8.86	0	\$8,857.10		
846819	Cand06, Test	New Req Class 1	Peopleclick QA Vendor		QAGL01	9.43	0	\$2,357.15		
866221	Comp, Test	New Req Class 1	Sanity- Peopleclick QA Client		QAGL01	8.86	0	\$4,428.55		
838293	Rel2, Test	QA Template	Peopleclick QA Vendor		QAGL01	8.86	0	\$8,857.10		
850664	Relase, New	New Req Class 1	Peopleclick QA Vendor		new	8.86	0	\$4,428.55		
855592	Time, HRF	New Req Class 1	Peopleclick QA Vendor		QAGL01	8.86	0	\$2,767.85		
840784	VMS, Test	New Req Class 1	Peopleclick QA Vendor		QAGL01	8.86	0	\$4,428.55		

Chinta, Sreekanth



Document: VMC60 - Budget to Actuals - Active Between
Refreshed By: 92245Stephanie.Soberon



Page: 2 of 4

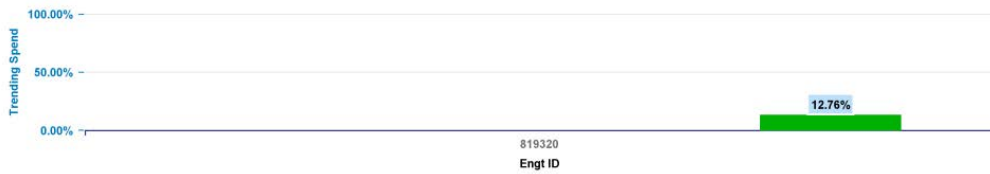
Budget to Actuals - Active Between

Refreshed: Monday, May 1, 2023 10:22:31 AM



Engt Id	Candidate Name	Req Class	Vendor	Cost Center	General Ledger	Engt Total Weeks	Engt Weeks Remaining	Current Engagement Budget	Actual Timesheet Spend	Projected Remaining Spend
820430	0210, Cand	Test Level 1 Req Class	Peopleclick QA Vendor	Hoht Ioy Payment Center	QAGL01	11.86	0	\$13,350.01	\$4,641.00	\$0.00
829525	0526, Cand	Manager	Peopleclick QA Vendor		QAGL01	4.71	0	\$4,950.01	\$1,344.00	\$0.00
841463	0825, Cand	Long form class	Peopleclick QA Vendor		xxx C2 GL	4.71	0	\$4,099.56	\$2,347.92	\$0.00
842969	VT0908, Cand	9226 no access	Peopleclick QA Vendor		QAGL01	4.71	0	\$4,950.01	\$1,512.00	\$0.00
846309	Welsh, Cand	Test Level 4.3 Req Class	Peopleclick QA Vendor		QAGL01	4.71	0	\$4,950.01	\$1,722.00	\$0.00
821502	0224, Cand	Medium Form	Peopleclick QA Vendor	NandMoor CC	QAGL01	30.71	0	\$38,392.88	\$4,800.00	\$0.00
835073	0705, Cand	New Req Class 1	Peopleclick QA Vendor		QAGL01	5.71	0	\$6,000.01	\$1,344.00	\$0.00
844394	0705, Cand	New Req Class 1	Peopleclick QA Vendor		QAGL01	2	0	\$2,100.00		
853296	BuReq, Cand	New Req Class 1	Peopleclick QA Vendor		QAGL01	5.71	0	\$14,000.04	\$392.00	\$0.00
821644	Prepat, Cand	New Req Class 1	Sanity- Peopleclick QA Client		QAGL01	5.71	0	\$6,000.01	\$1,890.00	\$0.00

VMS1, Admin



Document: VMC60 - Budget to Actuals - Active Between
Refreshed By: 92245Stephanie.Soberon



Page: 3 of 4

VMC70 - Client Overview

Description:

Total Spend by Category shows the overall total spend (timesheets and expenses) along with the number of workers; details the top 10 vendors, managers, req classes, and locations for total spend amounts for a period of time. Engaged Candidate Detail breaks down candidates with timesheet information.


Prompts:

Required: Invoice Date Range

When to run:

This report should be used to get an overview of total spend you have in the system by category within a specified date range, to analyze spend. It will give you an overview breakdown of total spend by top 10 vendors, managers, req classes, and locations. As well as a list of engaged candidates details with timesheet information.

Report Samples:

Client Overview			
Refreshed: Monday, May 1, 2023 10:58:49 AM			
Invoice(s) Between: 1/1/2022 12:00:00 AM - 12/31/2022 12:00:00 AM			
OVERALL	Total Spend		Workers This Period
	£26,633		14
Top Vendors			
Top 2 Vendors	Engagements	Total Spend	Percent of Total Spend
Peopleclick QA Vendor	12	£24,743	93%
Sanity- Peopleclick QA Client	2	£1,890	7%
Total Top 2 Vendors	14	£26,633	100%
(all other Vendors)	0	£0	0%
Top Managers			
Top 4 Managers	Engagements	Total Spend	Percent of Total Spend
Chinta, Sreekanth	9	£23,670	89%
VMS1, Approve	3	£2,280	9%
VMS1, Admin	1	£683	3%
Brown, Jana	1	£0	0%
Total Top 4 Managers	14	£26,633	100%
(all other Managers)	0	£0	0%
Top Requisition Classes			
Top 7 Req Classes	Engagements	Total Spend	Percent of Total Spend
9226 no access	3	£6,174	23%
Medium Form	2	£5,304	20%
Test Level 1 Req Class	2	£5,241	20%
New Req Class 1	3	£3,917	15%
Manager	2	£3,099	12%
Test Level 4.3 Req Class	1	£1,722	6%
Tester	1	£1,176	4%
Total Top 7 Req Classes	14	£26,633	100%
(all other Req Classes)	0	£0	0%
Top Locations			
Top 3 Locations	Engagements	Total Spend	Percent of Total Spend
San Diego	6	£14,094	53%
Raleigh	4	£8,379	31%
Houston	4	£4,160	16%
Total Top 3 Locations	14	£26,633	100%
(all other Locations)	0	£0	0%
Document: VMC70 - Client Overview			Page: 1 of 1
Refreshed By: 9224\$Stephanie.Soberon			

Engaged Candidate Detail

Refreshed: Monday, May 1, 2023 10:58:49 AM

Invoice(s) Between: 1/1/2022 12:00:00 AM - 12/31/2022 12:00:00 AM

Candidate Total 14

Grand Total Timesheet Spend	£26,632.88	Average Bill Rate	
Grand Total Expense	£0.00	Average Engagement Length (Days)	2,063.93

Cand ID	Candidate	Requisition Class	Vendor	Manager	Location	Bill Rate	Hours	Total TS Spend	Expense Amount	# of Timesheets
3583684	TestCandidate, Jana	9226 no access	Sanity-Peopleclick QA Client	Brown, Jana	Houston	\$50.00	16	£0.00	£0.00	1
3846757	0210, Cand	Test Level 1 Req Class	Peopleclick QA Vendor	Chinta, Sreekanth	Raleigh	\$21.00	221	£4,641.00	£0.00	10
3854511	0224, Cand	Medium Form	Peopleclick QA Vendor	Chinta, Sreekanth	San Diego	\$25.00	192	£4,800.00	£0.00	8
3911891	0526, Cand	Manager	Peopleclick QA Vendor	Chinta, Sreekanth	Raleigh	\$21.00	64	£1,344.00	£0.00	2
3937498	0705, Cand	New Req Class 1	Peopleclick QA Vendor	Chinta, Sreekanth	San Diego	\$21.00	64	£1,344.00	£0.00	4
3855571	Prepat, Cand	New Req Class 1	Sanity-Peopleclick QA Client	Chinta, Sreekanth	Raleigh	\$21.00	90	£1,890.00	£0.00	4
3274333	Siva, Devineni	Manager	Peopleclick QA Vendor	Chinta, Sreekanth	Houston	\$45.00	39	£1,755.00	£0.00	2
3614999	Tatineni, Vlnnie	9226 no access	Peopleclick QA Vendor	Chinta, Sreekanth	San Diego	\$21.00	222	£4,662.00	£0.00	12
3982971	VT0908, Cand	9226 no access	Peopleclick QA Vendor	Chinta, Sreekanth	San Diego	\$21.00	72	£1,512.00	£0.00	3
4001506	Welsh, Cand	Test Level 4.3 Req Class	Peopleclick QA Vendor	Chinta, Sreekanth	Houston	\$21.00	82	£1,722.00	£0.00	4
3837915	0127, Cand	New Req Class 1	Peopleclick QA Vendor	VMS1, Admin	Houston	\$21.34	32	£682.88	£0.00	2
3776930	Ti0922, Cand T	Tester	Peopleclick QA Vendor	VMS1, Approve	San Diego	\$21.00	56	£1,176.00	£0.00	2
3358053	Venkateswara, Nimmagadda	Test Level 1 Req Class	Peopleclick QA Vendor	VMS1, Approve	San Diego	\$25.00	24	£600.00	£0.00	1
3854524	VTE, Resource	Medium Form	Peopleclick QA Vendor	VMS1, Approve	Raleigh	\$21.00	24	£504.00	£0.00	1

Document: VMC70 - Client Overview
Refreshed By: 9224\$Stephanie.Soberon



Page: 1 of 2

Engaged Candidate Detail

Refreshed: Monday, May 1, 2023 10:58:49 AM

Start Date	End Date
8/1/20	6/30/21
2/7/22	4/30/22
2/7/22	9/9/22
5/9/22	6/10/22
6/27/22	8/5/22
1/31/22	3/11/22
2/18/19	3/30/39
10/5/20	11/6/70
9/5/22	10/7/22
9/26/22	10/28/22
1/10/22	2/5/22
9/6/21	1/7/22
7/8/19	9/19/25
1/31/22	3/11/22

Document: VMC70 - Client Overview
Refreshed By: 9224\$Stephanie.Soberon



Page: 2 of 2

VMC80 - Manager Dashboard

Description:

Provides a summary of key engagement information for all currently active engagements. Includes graphs for Engagements by Length (in weeks) and Engagements by Estimated Budget.

Prompts:

Optional: Manager(s), Vendor(s)

When to run:

This report should be used to get a summary of key engagement information for all currently active engagements you have in the system. It will give you a high level overview dashboard statistics including active engagement count, total approved spend, and total requisition count. As well as graphs for engagement length in weeks, top 10 current engagement spend by vendor, and timesheet count by spend.

Report Samples:

Manager Dashboard

Refreshed: Monday, May 1, 2023 11:19:11 AM

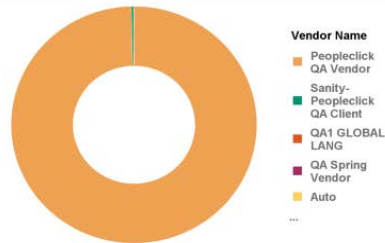
Manager(s): All Managers

Vendor(s): All Vendors

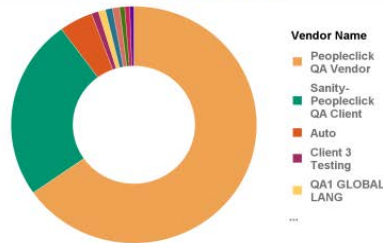
Dashboard Statistics		
Total Active Engnt Count	Total Approved Spend	Total Requisition Count
749	102,258,436.45	674

Engagement Length by Weeks			Timesheet Count by Status			Requisition Count by Status		
< 4 weeks	138	18.42%	Submitted	68	4.33%	Interviews occurring	135	20.03%
4 - 26 weeks	316	42.19%	Approved	1,287	81.92%	Open	503	74.63%
26 - 52 weeks	151	20.16%	Rejected	170	10.82%	Pending approval	36	5.34%
> 52 weeks	144	19.23%						

Top 10 Spend by Vendor



Top 10 Engagement by Vendor



Top 10 Current Engagement Spend by Vendor		
Peopleclick QA Vendor	101,903,942	99.65%
Sanity- Peopleclick QA Client	290,904	0.28%
QA1 GLOBAL LANG	€46,055	0.05%
QA Spring Vendor	£5,818	0.01%

Top 10 Current Engagement Count by Vendor		
Peopleclick QA Vendor	487	65.02%
Sanity- Peopleclick QA Client	184	24.57%
Auto	33	4.41%
Client 3 Testing	7	0.93%

Document: VMC80 - Manager Dashboard
Refreshed By: 9224\$Stephanie.Soberon



Page: 1 of 2

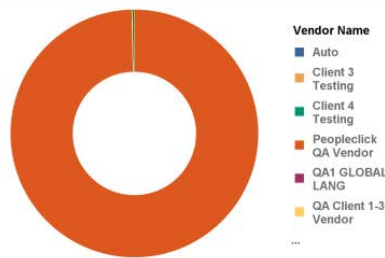
Manager Dashboard

Refreshed: Monday, May 1, 2023 11:19:11 AM

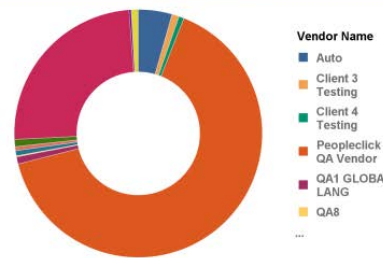
Manager(s): All Managers

Vendor(s): All Vendors

Spend by Vendor



Engagement by Vendor



Current Engagement Spend by Vendor		
Peopleclick QA Vendor	101,903,942	99.65%
Sanity- Peopleclick QA Client	290,904	0.28%
QA1 GLOBAL LANG	€46,055	0.05%
QA Spring Vendor	£5,818	0.01%
Auto	\$4,590	0.00%
QA SIT Vendor	\$4,176	0.00%
Client 3 Testing	1,325	0.00%
Client 4 Testing	848	0.00%
Timesheet Redesign	\$598	0.00%
QA Client 1-3 Vendor	\$180	0.00%

Current Engagement Count by Vendor		
Peopleclick QA Vendor	487	65.02%
Sanity- Peopleclick QA Client	184	24.57%
Auto	33	4.41%
Client 3 Testing	7	0.93%
QA1 GLOBAL LANG	7	0.93%
QA Spring Vendor	7	0.93%
Timesheet Redesign	7	0.93%
Client 4 Testing	5	0.67%
QA Client 1-3 Vendor	5	0.67%
QA SIT Vendor	4	0.53%
Testing Client 1	2	0.27%
QA8	1	0.13%

Document: VMC80 - Manager Dashboard
Refreshed By: 9224\$Stephanie.Soberon



Page: 1 of 1

VMC90 - Vendor Scoreboard

Description:

Provides a comprehensive view of selected vendor operations during an assigned time period.

Prompts:

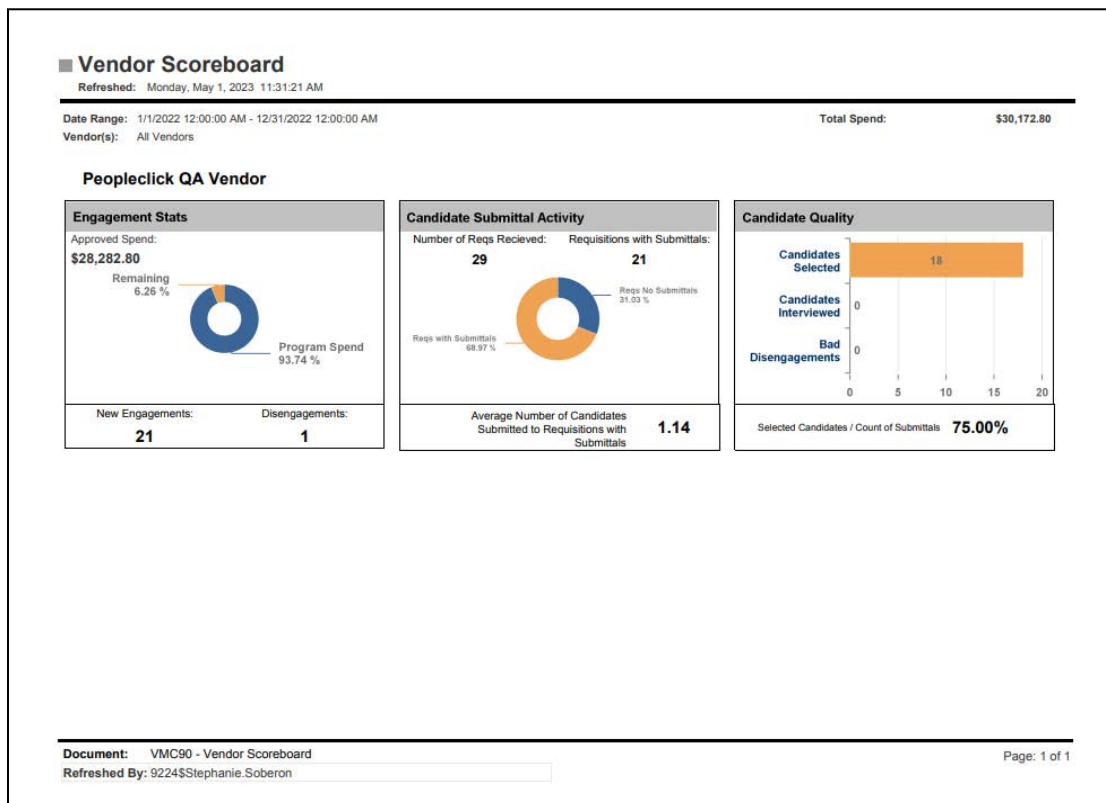
Required: Performance Date Range

Optional: Vendor(s)

When to run:

This report should be used to get an overall view of vendor operation activities within a specified date range. It will give you an overview of the vendors engagement stats, candidate submittal activity, and candidate quality.

Report Samples:



Vendor Scoreboard

Refreshed: Monday, May 1, 2023 11:31:21 AM

Date Range: 1/1/2022 12:00:00 AM - 12/31/2022 12:00:00 AM

Total Spend: \$30,172.80

Vendor(s): All Vendors

Peopleclick QA Vendor Non-Diverse	Approved Spend:	% of Program Spend:	% Program Remaining:	New Engagments:	Disengagements:
	\$28,282.80	93.74%	6.26%	21	1
	Number of Requisitions Received:	Total Number of Submittals:	Requisitions with No Submittals:	Requisitions with Submittals:	Average Candidates Submitted to Reqs with Submittals:
	29	21	31.03%	68.97%	1.14
Candidates Selected:	Candidates Interviewed:	Bad Disengagements:	Selected Candidates / Count of Submittals:		
18	0	0	75.00%		

Document: VMC90 - Vendor Scoreboard

Page: 1 of 1

Refreshed By: 9224\$Stephanie.Soberon

VMC91 - Vendor Scoreboard with Prompt KPIs

Description:

Provides a comprehensive view of selected vendor operations during an assigned time period. The report includes definable key performance indicators to measure vendor performance levels.

Prompts:

Required: Performance Date Range

Optional: Vendor(s), Number of Bad Disengagement High and Low, Number of Candidates Interviewed High and Low, Percentage of Selected Candidates vs Submittal High and Low, Percentage of Requisitions with Submittal High and Low, Percentage of Requisitions with No Submittal High and Low, Percentage of Program Spend high and Low

When to run:

This report should be used to get an overall view of vendor operation activities against defined key performance indicators within a specified date range to analyze vendor performance. It will give you an overview of the vendors engagement stats, candidate submittal activity, and candidate quality.

Report Samples:

Vendor Scoreboard

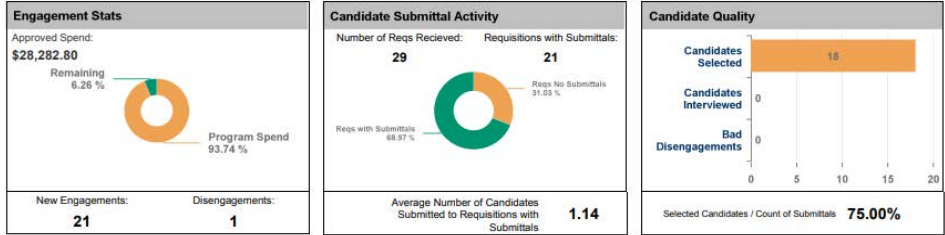
Refreshed: Monday, May 1, 2023 11:55:37 AM

Date Range: 1/1/2022 12:00:00 AM - 12/31/2022 12:00:00 AM
 Vendor(s): All Vendors

Total Spend: \$30,172.80

Peopleclick QA Vendor

Green KPI: 1 Yellow KPI: 4 Red KPI: 1



Document: VMC91 - Vendor Scoreboard with Prompt KPIs
 Refreshed By: 9224\$Stephanie.Soberon

Page: 1 of 1

Vendor Scoreboard

Refreshed: Monday, May 1, 2023 11:55:37 AM

Date Range: 1/1/2022 12:00:00 AM - 12/31/2022 12:00:00 AM
 Vendor(s): All Vendors

Total Spend: \$30,172.80

Peopleclick QA Vendor	Approved Spend:	% of Program Spend:	% Program Remaining:	New Engagements:	Disengagements:
4 Non-Diverse	\$28,282.80	93.74%	6.26%	21	1
	Number of Requisitions Received:	Total Number of Submittals:	Requisitions with No Submittals:	Requisitions with Submittals:	Average Candidates Submitted to Reqs with Submittals:
	29	21	31.03%	68.97%	1.14
	Candidates Selected:	Candidates Interviewed:	Bad Disengagements:	Selected Candidates / Count of Submittals:	
	18	0	0	75.00%	

Document: VMC91 - Vendor Scoreboard with Prompt KPIs
 Refreshed By: 9224\$Stephanie.Soberon

Page: 1 of 1

VPR01 - Project Requisition Summary

Description:

Provides a summary of key information for project requisitions currently in the specified status for the selected locations and approval process users. Includes graphs for Project Requisitions by Project Length and Project Requisitions by Estimated Project Budget.

Prompts:

Optional: Project Req Status(es), Project Work Location(s), Approval Process User(s)

When to run:

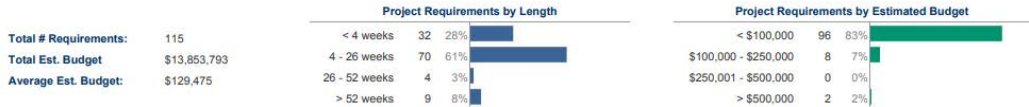
This report should be used to get a summary of information for project requisition you have in the system. It will give you a complete overview of the project requisition, including status and estimated budget. As well as graphs for project requisition by project length, and project requisition by estimated project budget.

Report Samples:

Project Requirement Summary

Refreshed: Monday, May 8, 2023 11:16:51 AM

Proj Req Status(es): All Statuses
 Work Location(s): All Locations
 Approval Process User(s): All Users



sort order: Status, Work Location

Proj Req ID	Service Req Title	Status	Approval Process User	Opened Date	Filled Date	Days to Fill	Work Location	Start Date	End Date	# Weeks	Estimated Budget	# Prop
6690	asdf	Draft	Todd Paddock				Houston	16 Aug 14	31 Aug 14	2.29	\$0	0
6693	justin test	Draft	Tuan pc_Tran				Houston	16 Jul 14	31 Oct 14	15.43	\$332	0
6696	asdf	Draft	Todd Paddock				Houston	16 Aug 14	28 Aug 14	1.86	\$0	0
6698	asdf	Draft	Todd Paddock				Houston	16 Aug 14	27 Aug 14	1.71	\$0	0
9515	Test Project	Draft	Pcreate Create				Houston	30 Jun 15	30 Nov 15	22	\$0	0
11579	Mitzi Service Test Req 4/20/16	Draft	MitziAdmin Springle				Houston	01 Jan 16	31 Dec 16	52.29	\$0	0
13649	ADP Test Service Req 5.12.2017	Draft	Christine pc_Nance				Houston	29 May 17	29 May 18	52.29	\$30,000	0
14564	Test Reference & distribution	Draft	Larryl pc_Shaw				Houston	27 Nov 17	21 Dec 17	3.57	\$0	0
15147	Tester	Draft	Jeff pc_LaBahn				Houston	01 Jun 18	31 Jul 18	8.71	\$0	0
16727	Test	Draft	Sreekanth Chinta				Houston	01 Dec 20	01 Jan 21	4.57	\$0	0
6694	pamtest	Draft	Jeff pc_LaBahn				Raleigh	01 Aug 14	31 Oct 14	13.14	\$100	0
12207	Test	Draft	Todd Paddock				Raleigh	20 Jun 16	01 Jul 16	1.71	\$0	0
16193	asefa	Draft	Todd Paddock				Raleigh	01 Dec 19	11 Jan 20	6	\$0	0
17718	test	Draft	Taylor Ramchandani				Raleigh	25 Jan 23	19 Apr 23	12.14	\$235,000	0
6302	Test	Draft	Sreekanth Chinta				San Diego	30 Jun 14	24 Jul 14	3.57	\$0	0
6691	Test	Draft	Sreekanth Chinta				San Diego	27 Jul 14	29 Aug 14	4.86	\$0	0
6695	Icon Test	Draft	Todd Paddock				San Diego	16 Aug 14	20 Dec 14	18.14	\$500,000	0
13402	ADP Test Serv Req v1	Draft	Christine pc_Nance				San Diego	03 Apr 17	29 Dec 17	38.71	\$243,286	0
13664	Test 123	Draft	Sreekanth Chinta				San Diego	01 May 17	26 May 17	3.71	\$0	0

Document: VPR01 - Project Requisition Summary Page: 1 of 5
 Refreshed By: 9224\$pc-Stephanie.Soberon

Project Requirement Summary

Refreshed: Monday, May 8, 2023 11:16:51 AM

sort order: Status, Work Location

Proj Req ID	Service Req Title	Status	Approval Process User	Opened Date	Filled Date	Days to Fill	Work Location	Start Date	End Date	# Weeks	Estimated Budget	# Prop
16481	Test	Draft	Sreekanth Chinta				San Diego	03 Jun 20	09 Jul 20	5.29	\$0	0
16587	Test3t23t	Draft	Todd Paddock				San Diego	07 Sep 20	28 Sep 20	3.14	\$0	0
16771	Test	Draft	Sreekanth Chinta				San Diego	04 Jan 21	05 Feb 21	4.71	\$0	0
16781	Test	Draft	Approve VMS1				San Diego	11 Jan 21	05 Feb 21	3.71	\$0	0
15	test	Draft	VMS System					01 Jun 05	30 Sep 05	17.43	\$125,000	0
5030	test1	Filled	Carrie pc_Ward	15 Mar 14	15 Mar 14	0	Houston	07 Mar 14	29 Mar 14	3.29	\$0	1
6689	Test Req 11.5	Filled	Sreekanth Chinta	16 Aug 14	16 Aug 14	0	Houston	28 Jul 14	05 Sep 14	5.71	\$4,790	1
6692	Test 8/16	Filled	Todd Paddock	16 Aug 14	04 Jun 15	292	Houston	16 Aug 14	31 Aug 14	2.29	\$0	6
6931	Test for RMS	Filled	Todd Paddock	09 Sep 14	09 Sep 14	0	Houston	09 Sep 14	31 Dec 14	16.29	\$0	1
7730	Test SOW	Filled	Paula Smith	11 Dec 14	04 Jun 15	175	Houston	01 Dec 14	01 May 15	21.71	\$0	1
7784	Decscowtest	Filled	Peter Adams	18 Dec 14	18 Dec 14	0	Houston	03 Nov 14	03 Apr 15	21.71	\$50,000	1
9494	Test	Filled	Todd Paddock	25 Jul 15	25 Jul 15	0	Houston	25 Jul 15	01 Aug 15	1.14	\$37,650	1
13174	Sow with resources	Filled	Peter Adams	26 Jan 17	26 Jan 17	0	Houston	02 Jan 17	02 Jun 17	21.71	\$0	1
13404	ADP Test Serv Req v2	Filled	Christine pc_Nance	10 Mar 17	17 Mar 17	7	Houston	01 May 17	29 Dec 17	34.71	\$73,393	2
14702	Serv Req Test	Filled	Sreekanth Chinta	26 Jan 18	26 Jan 18	0	Houston	11 Dec 17	10 Feb 18	8.86	\$119,642	1
15213	Test REq 8/2	Filled	Sreekanth Chinta	02 Aug 18	02 Aug 18	0	Houston	30 Jul 18	31 Aug 18	4.71	\$13,334	1
15298	Serv Req 09/27	Filled	Sreekanth Chinta	27 Sep 18	27 Sep 18	0	Houston	04 Sep 18	05 Oct 18	4.57	\$444	1
15682	TechDebitServ Req --The Software Architect will be	Filled	Sreekanth Chinta	28 Mar 19	28 Mar 19	0	Houston	25 Mar 19	10 May 19	6.71	\$4,743	1
16517	Srev Req Movile Eng Approval	Filled	Sreekanth Chinta	23 Jul 20	23 Jul 20	0	Houston	29 Jun 20	07 Aug 20	5.71	\$1,165	1
16682	Sreq11.09	Filled	Sreekanth Chinta	09 Nov 20	09 Nov 20	0	Houston	02 Nov 20	03 Dec 20	4.57	\$3,368	1
16688	Sreq1112	Filled	Admin VMS1	12 Nov 20	12 Nov 20	0	Houston	02 Nov 20	11 Dec 20	5.71	\$25,423	1
17228	Serv req 1014	Filled	Sreekanth Chinta	14 Oct 21	14 Oct 21	0	Houston	27 Sep 21	05 Nov 21	5.71	\$2,222	1
17439	Sreq 0428	Filled	Sreekanth Chinta	28 Apr 22	28 Apr 22	0	Houston	18 Apr 22	06 May 22	2.71	\$5,962	1
17470	SReq 0526	Filled	Sreekanth Chinta	26 May 22	26 May 22	0	Houston	01 May 22	10 Jun 22	5.86	\$18,900	1
17534	Tset	Filled	amrita bhandari	28 Jul 22	28 Jul 22	0	Houston	27 May 22	28 Jul 22	9	\$20	1
17636	test11/10	Filled	amrita bhandari	10 Nov 22	10 Nov 22	0	Houston	07 Nov 22	26 Nov 22	2.86	\$20	1
7783	Test 11.6.0.2	Filled	Sreekanth Chinta	18 Dec 14	18 Dec 14	0	Raleigh	01 Dec 14	02 Jan 15	4.71	\$2,377	1
14817	Terst Req	Filled	MitziCreate Springle	20 Feb 18	20 Feb 18	0	Raleigh	29 Jan 18	02 Mar 18	4.71	\$0	1
15152	SReq 070518	Filled	Sreekanth Chinta	05 Jul 18	05 Jul 18	0	Raleigh	01 Jul 18	31 Jul 18	4.43	\$4,811	1
15341	Test SR 10/18	Filled	Sreekanth Chinta	18 Oct 18	18 Oct 18	0	Raleigh	15 Oct 18	30 Nov 18	6.71	\$3,234	1

Document: VPR01 - Project Requisition Summary Page: 2 of 5
 Refreshed By: 9224\$pc-Stephanie.Soberon

VPR01 - Service Requisition Summary

Description:

Provides a summary of key information for service requisitions currently in the specified status for the selected locations and approval process users. Includes graphs for Service Requisitions by Project Length and Service Requisitions by Estimated Project Budget.

Prompts:

Optional: Service Req Status(es), Work Location(s), Approval Process User(s)

When to run:

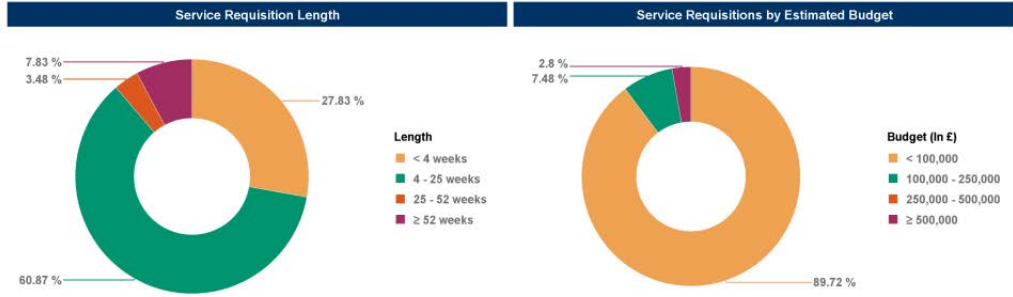
This report should be used to get a summary of information for service requisition you have in the system. It will give you a complete overview of the service requisition, including status and estimated budget. As well as graphs for service requisition by project length, and service requisition by estimated project budget.

Report Samples:

Service Requisition Summary

Refreshed: Monday, May 8, 2023 11:23:56 AM

Service Req Status(es): All Statuses
 Work Location(s): All Locations
 Approval Process User(s): All Users
 Total # Requisitions: 115
 Total Est. Budget: £13,853,793
 Average Est. Budget: £129,475



sort order: Status, Work Location

Service Req ID	Service Req Title	Status	Approval Process User	Opened Date	Filled Date	Days to Fill	Work Location	Start Date	End Date	# Weeks	Estimated Budget	# Prop
15	test	Draft	VMS System					01 Jun 05	30 Sep 05	17.4	£125,000.00	
6302	Test	Draft	Sreekanth Chinta				San Diego	30 Jun 14	24 Jul 14	3.6		
6690	asdf	Draft	Todd Paddock				Houston	16 Aug 14	31 Aug 14	2.3	£0.00	
6691	Test	Draft	Sreekanth Chinta				San Diego	27 Jul 14	29 Aug 14	4.9	£0.00	
6693	justin test	Draft	Tuan pc_Tran				Houston	16 Jul 14	31 Oct 14	15.4	£332.00	
6694	pamtest	Draft	Jeff pc_LaBahn				Raleigh	01 Aug 14	31 Oct 14	13.1	£100.00	
6695	Icon Test	Draft	Todd Paddock				San Diego	16 Aug 14	20 Dec 14	18.1	£500,000.00	
6696	asdf	Draft	Todd Paddock				Houston	16 Aug 14	28 Aug 14	1.9	£0.00	

Service Requisition Summary

Refreshed: Monday, May 8, 2023 11:23:56 AM

sort order: Status, Work Location

Service Req ID	Service Req Title	Status	Approval Process User	Opened Date	Filled Date	Days to Fill	Work Location	Start Date	End Date	# Weeks	Estimated Budget	# Prop
6696	asdf	Draft	Todd Paddock				Houston	16 Aug 14	27 Aug 14	1.7	£0.00	
9515	Test Project	Draft	Pscreate Create				Houston	30 Jun 15	30 Nov 15	22.0	£0.00	
11579	Mitzi Service Test Req 4/20/16	Draft	MitziAdmin Springle				Houston	01 Jan 16	31 Dec 16	52.3		
12207	Test	Draft	Todd Paddock				Raleigh	20 Jun 16	01 Jul 16	1.7	£0.00	
13402	ADP Test Serv Req v1	Draft	Christine pc_Nance				San Diego	03 Apr 17	29 Dec 17	38.7	£243,285.80	
13649	ADP Test Service Req 5.12.2017	Draft	Christine pc_Nance				Houston	29 May 17	29 May 18	52.3	£30,000.00	
13664	Test 123	Draft	Sreekanth Chinta				San Diego	01 May 17	26 May 17	3.7		
14564	Test Reference & distribution	Draft	Larryl pc_Shaw				Houston	27 Nov 17	21 Dec 17	3.6	£0.00	
15147	Tester	Draft	Jeff pc_LaBahn				Houston	01 Jun 18	31 Jul 18	8.7	£0.00	
16193	asefa	Draft	Todd Paddock				Raleigh	01 Dec 19	11 Jan 20	6.0		
16481	Test	Draft	Sreekanth Chinta				San Diego	03 Jun 20	09 Jul 20	5.3		
16587	Test3123t	Draft	Todd Paddock				San Diego	07 Sep 20	28 Sep 20	3.1		
16727	Test	Draft	Sreekanth Chinta				Houston	01 Dec 20	01 Jan 21	4.6		
16771	Test	Draft	Sreekanth Chinta				San Diego	04 Jan 21	05 Feb 21	4.7		
16781	Test	Draft	Approve VMS1				San Diego	11 Jan 21	05 Feb 21	3.7	£0.00	
17718	test	Draft	Taylor Ramchandani				Raleigh	25 Jan 23	19 Apr 23	12.1	£235,000.00	
5	Sanity Test Region PR	Filled	VMS System	18 Dec 04	18 Dec 04	0				0.0	£100,000.00	1
508	Testing 55144	Filled	Juan pc_Enriquez	27 May 09	24 Aug 13	1,550				0.0	£1,000.00	2
1484	Test1.30a	Filled	Sreekanth Chinta	31 Mar 12	31 Mar 12	0				0.0	£1,200.00	3
1485	TestReq6140	Filled	Sreekanth Chinta	01 Apr 12	18 Sep 12	170				0.0	£1,250.00	2
1496	ProRWP.J	Filled	Sreekanth Chinta	26 Apr 12	26 Apr 12	0				0.0	£666.00	2
1499	PBRWP.K	Filled	Sreekanth Chinta	03 May 12	03 May 12	0				0.0	£557.00	1
1525	Project Req 2	Filled	Gregory pc_Kreh	18 Sep 12	18 Sep 12	0				0.0	£1,250.00	1
1576	PBR TEst 1	Filled	Paula Smith	30 Jan 13	30 Jan 13	0		03 Jan 13		0.1	£10,000,000.00	1

VPR10 - Service Requisition Detail

Description:

Provides detailed information on selected service requisitions including key attributes of the service requisition, project contacts, dates, approval history and proposal summary.

Prompts:

Optional: Service Req Status(es), Work Location(s)

When to run:

This report should be used to get detailed information on service requisitions you have in the system. It will give you an overview of the service requisition details, including status dates, approval history, and proposal summary.

Report Samples:

Service Requisition Detail

Refreshed: Monday, May 8, 2023 11:28:29 AM

Service Req Status(es): All Statuses
Work Location(s): All Locations

Service Req ID / Title 11577 / April 2016 SR
Short Description test

Service Detail

Status	Open	
Budget	£0	
Cost Center		
Region	Sanity- Peopleclick QA Client	
Created By	Peter Adams	
Work Location	San Diego	
Start Date	01 Dec 15	Duration (days): 183
End Date	31 May 16	

Service Status Dates

Req Created	20 Apr 16 09:29 AM
Req Opened	20 Apr 16 09:34 AM
Req Filled	

Approval History

Days From First to Last Action: 0

Action Date/Time	Approval Level	Approver	Action
20 Apr 16 09:32 AM	Manager	Peter Adams	Submitted - Client Approval
20 Apr 16 09:32 AM	Manager	Peter Adams	Approved
20 Apr 16 09:33 AM	Manager	Peter Adams	Approved
20 Apr 16 09:33 AM	Manager	Peter Adams	Approved
20 Apr 16 09:33 AM	Manager	Peter Adams	Approved
20 Apr 16 09:33 AM	Manager	Peter Adams	Approved
20 Apr 16 09:34 AM	Director	Paula Smith	Approved


Service Contacts

Administrator(s)	
Manager(s)	Peter Adams
Committee	

Proposal Summary

ID	Proposal Name	Proposal Submitted	Days to Submit	Vendor Name	Bid Amount	# Milestones	Proposal Status	Proposal Reviewed	Avg Score
2681	Vend proposal	20 Apr 16 09:39 AM	0	Peopleclick QA Vendor	£100,000	1	In Review	No	

Document: VPR10 - Service Requisition Detail
Refreshed By: 9224\$pc-Stephanie.Soberon



Page: 1 of 115

VPR11 - Service Requisition Detail - Req ID(s)

Description:

Provides detailed information on selected service requisitions including key attributes of the service requisition, project contacts, dates, approval history and proposal summary.

Prompts:

Required: Service Req ID(s)

When to run:

This report should be used to get detailed information for specific service requisition(s) you have in the system. It will give you an overview of the service requisition details, including status dates, approval history, and proposal summary.

Report Samples:

Service Requisition Detail - Req ID(s)
Refreshed: Monday, May 8, 2023 11:45:23 AM

Service Req ID(s): 11577

Service Req ID / Title 11577 / April 2016 SR
Short Description test

Service Status Dates

Req Created	20 Apr 16 09:29 AM
Req Opened	20 Apr 16 09:34 AM
Req Filled	

Service Detail

Status	Open	
Budget	£	
Cost Center		
Region	Sanity- Peopleclick QA Client	
Created By	Peter Adams	
Work Location	San Diego	
Start Date	01 Dec 15	Duration (days): 183
End Date	31 May 16	

Approval History Days From First to Last Action: 0

Action Date/Time	Approval Level	Approver	Action
20 Apr 16 09:32 AM	Manager	Peter Adams	Submitted - Client Approval
20 Apr 16 09:32 AM	Manager	Peter Adams	Approved
20 Apr 16 09:33 AM	Manager	Peter Adams	Approved
20 Apr 16 09:33 AM	Manager	Peter Adams	Approved
20 Apr 16 09:33 AM	Manager	Peter Adams	Approved
20 Apr 16 09:33 AM	Manager	Peter Adams	Approved
20 Apr 16 09:34 AM	Director	Paula Smith	Approved


Service Contacts

Administrator(s)	
Manager(s)	Peter Adams
Committee	

Proposal Summary

ID	Proposal Name	Proposal Submitted	Days to Submit	Vendor Name	Bid Amount	# Line Item	Proposal Status	Proposal Reviewed	Avg Score
2681	Vend proposal	20 Apr 16 09:39 AM	0	Peopleclick QA Vendor	£100,000	1	In Review	No	

Document: VPR11 - Service Requisition Detail - Req ID(s)
 Refreshed By: 9224\$pc-Stephanie.Soberon



Page: 1 of 1

VPR20 - Service Engagement Summary

Description:

Provides a summary of key information for service engagements currently in the specified status for the selected location(s) and vendor(s). Includes graphs for Service Engagements by Project Length and Service Engagements by Estimated Project Budget.

Prompts:

Optional: Service Engt Status(es), Work Location(s), Vendor(s)

When to run:

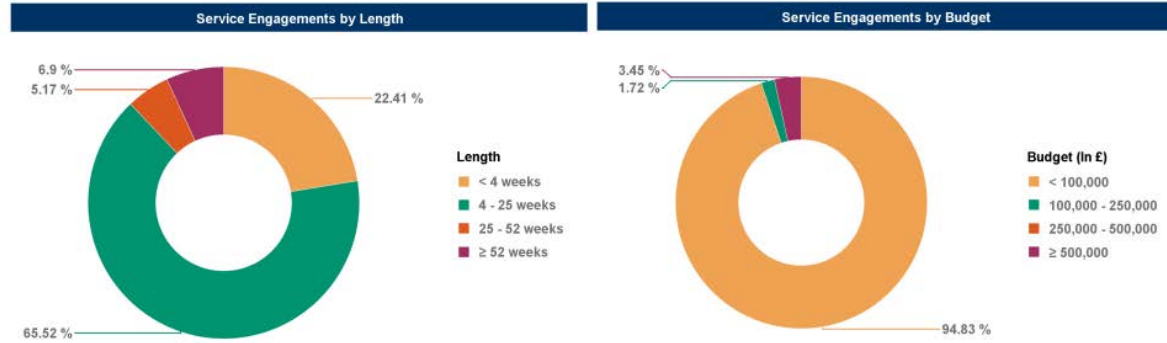
This report should be used to get a summary of information for service engagement you have in the system. It will give you a complete overview of the service engagement, including status, total budget, and approved invoices. As well as graphs for service engagements by project length, and service engagements by estimated project budget.

Report Samples:

Service Engagement Summary

Refreshed: Monday, May 8, 2023 11:48:31 AM

Service Engt Status(es): All Statuses
 Work Location(s): All Locations
 Vendor(s): All Vendors
 Total # Engagements: 58
 Average Engt Budget: £37,464
 Total Engt Budget: £2,172,908
 Total Invoiced Amt (%): £578,751 (26.6%)



Req ID	Service Req Title	Proposal Status	Vendor	Work Location	Start Date	End Date	# Weeks	Total Budget	Approved Invoices	% of Budget
5	Sanity Test Region PR	Engaged	Peopleclick QA Vendor				0	£93,000		
508	Testing 55144	Engaged	Sanity- Peopleclick QA Client		30 Jul 13	30 Oct 13	13.29	£15,000	£5,000	33%
1484	Test1.30a	Engaged	Peopleclick QA Vendor		28 Jul 14	05 Sep 14	5.71	£2,434	£600	25%
1485	TestReq6140	Engaged	Sanity- Peopleclick QA Client				0	£1,250	£250	20%
1485	TestReq6140	Rejected	Sanity- Peopleclick QA Client		12 Jul 11	12 Jul 12	52.43	£1,250	£250	20%
1496	ProRWP.J	Engaged	Peopleclick QA Vendor				0	£666	£600	90%
1499	PBRWP.K	Engaged	Sanity- Peopleclick QA Client				0	£555	£333	60%
1525	Project Req 2	Engaged	Sanity- Peopleclick QA Client				0	£1,250		

Document: VPR20 - Service Engagement Summary
 Refreshed By: 9224\$pc-Stephanie.Soberon



Page: 1 of 3

VPR30 - Service Engagement Detail

Description:

Provides detailed information on selected service engagements including key attributes of the service engagement, approval history, project scope, and service invoice summary.

Prompts:

Optional: Service Engt Status(es), Work Location(s), Vendor(s)

When to run:

This report should be used to get detailed information on service engagements you have in the system. It will give you an overview of the service engagement/proposal details, approval history, project scope and service invoice summary.

Report Samples:

Service Engagement Detail

Refreshed: Monday, May 8, 2023 11:52:26 AM

Service Req ID / Title 1484 - Test1.30a
Short Description Test630a

Engagement / Proposal Details:

Service Eng/Proposal Status: **Engaged / Engaged**

Service Eng Budget: £2,434

Eng Created Date (By): 31 Mar 12 (Chinta, Sreekanth)

Region: Sanity- Peopleclick QA Client

Work Location: San Diego

Proposal ID / Name: 833 / VndrProp1.30a

Vendor Name (Contact): Peopleclick QA Vendor (Carlos Crespo)

Start Date: 28 Jul 14 **Duration (days):** 39
End Date: 05 Sep 14

Approval History Days from First to Last Action: 0

Approval Action Date	Approver	Approval Action
31 Mar 2012 11:48 AM	Sreekanth Chinta	Submitted - Vendor Accept
31 Mar 2012 11:51 AM	Sreekanth pc_Chinta	Vendor Accepted

Service Invoice Summary Approved Invoices: £600 (25%)

ID	Service Engagement Line Item Name	Submit Date	Invoice Status	Processed Date	Processed By	Invoice Amount
2038	A	31 Mar 12	Approved	31 Mar 12	Sreekanth Chinta	£600

Payment & Scope Total Budget: £2,434

Service Invoice Line Item Name	Budget
A	£600
B	£600
dss	£1,234

Document: VPR30 - Service Engagement Detail
Refreshed By: 92245pc-Stephanie.Soberon

VectorVMS

Page: 2 of 74

VPR31 - Service Engagement Detail - Req ID(s)

Description:

Provides detailed information on selected service engagements including key attributes of the service engagement, approval history, project scope, and service invoice summary.

Prompts:

Required: Service Req ID(s)

When to run:

This report should be used to get detailed information for specific service engagement(s) you have in the system by service requisition ID(s). It will give you an overview of the service engagement/proposal details, approval history, project scope and service invoice summary.

Report Samples:

Service Engagement Detail - Req ID(s)

Refreshed: Monday, May 8, 2023 11:57:39 AM

Service Req ID(s): 1484

Service Req ID / Title 1484 - Test1.30a

Short Description Test630a

Engagement / Proposal Details:

Service Eng/Proposal Status: **Engaged / Engaged**

Service Eng Budget: £2,434

Eng Created Date (By): 31 Mar 12 (Chinta, Sreekanth)

Region: Sanity- Peopleclick QA Client

Work Location: San Diego

Proposal ID / Name: 833 / VndrProp1.30a

Vendor Name (Contact): Peopleclick QA Vendor (Carlos Crespo)

Approval History Days from First to Last Action: 0

Approval Action Date	Approver	Approval Action
31 Mar 2012 11:48 AM	Sreekanth Chinta	Submitted - Vendor Accept
31 Mar 2012 11:51 AM	Sreekanth pc_Chinta	Vendor Accepted

Start Date 28 Jul 14 **Duration (days): 39**

End Date 05 Sep 14

Project Scope Total Budget: £2,434

Service Invoice Line Item Name	Budget
A	£600
B	£600
dss	£1,234

Service Invoice Summary Approved Invoices: £600 (25%)

ID	Service Invoice Line Item Name	Submit Date	Invoice Status	Processed Date	Processed by	Invoice Amount
2038 A		3/31/12	Approved	31 Mar 12	Sreekanth Chinta	£600

Document: VPR31 - Service Engagement Detail - Req ID(s)

Refreshed By: 9224\$pc-Stephanie.Soberon

Page: 1 of 1

VCD01 - Active User Overview

Description:

Provides summary counts of active users broken out by application authority level as well as reporting user type and data access level by application authority level.

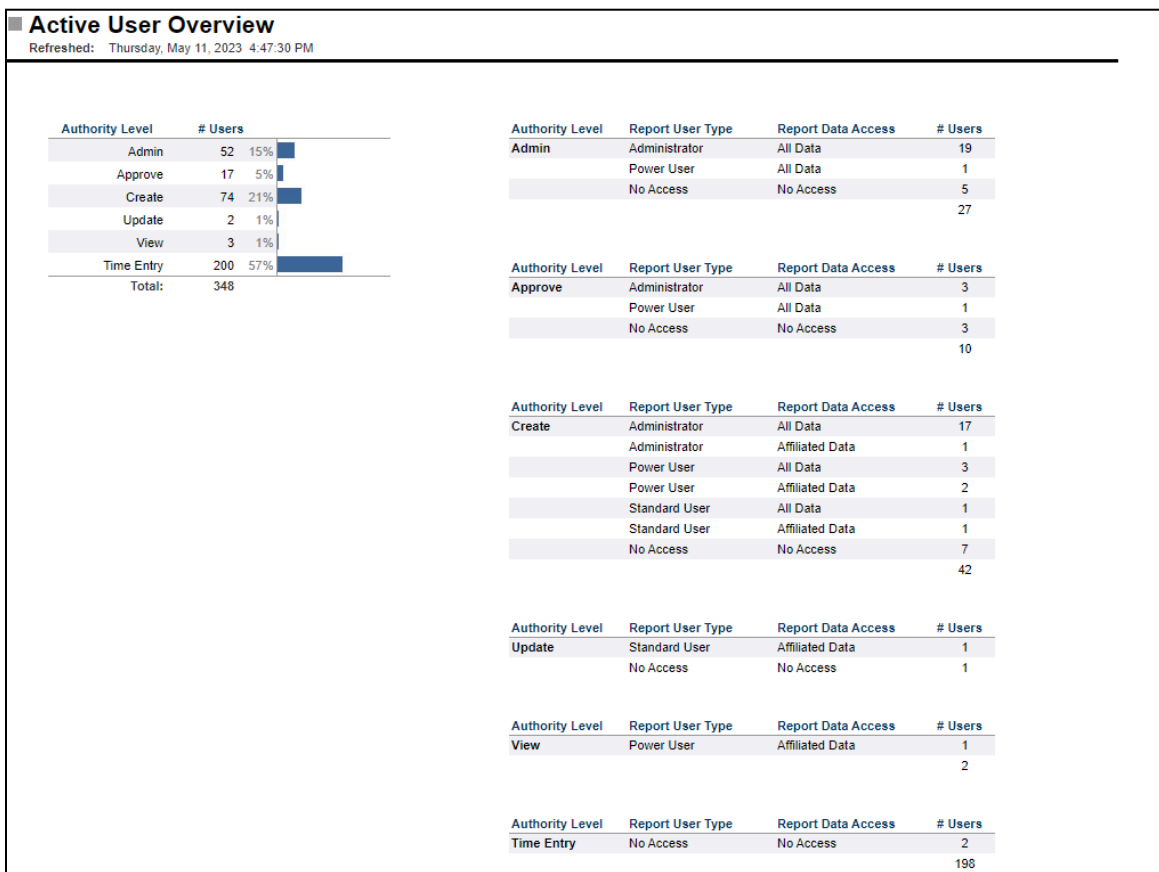
Prompts:

Optional: None

When to run:

This report should be used to get a summary count of application authority level and reporting user type for active users you have in the system. It will give you a sum count of active users for each application authority level. As well as reporting user type and data access level by application authority level

Report Samples:



VCD02 - Active User Summary

Description:

Provides a summary of key information on active users defined in the system. Includes graphs for Users by Authority Level and Users by Reporting User Level and Data Visibility setting (All Data access or Affiliated Only data access)

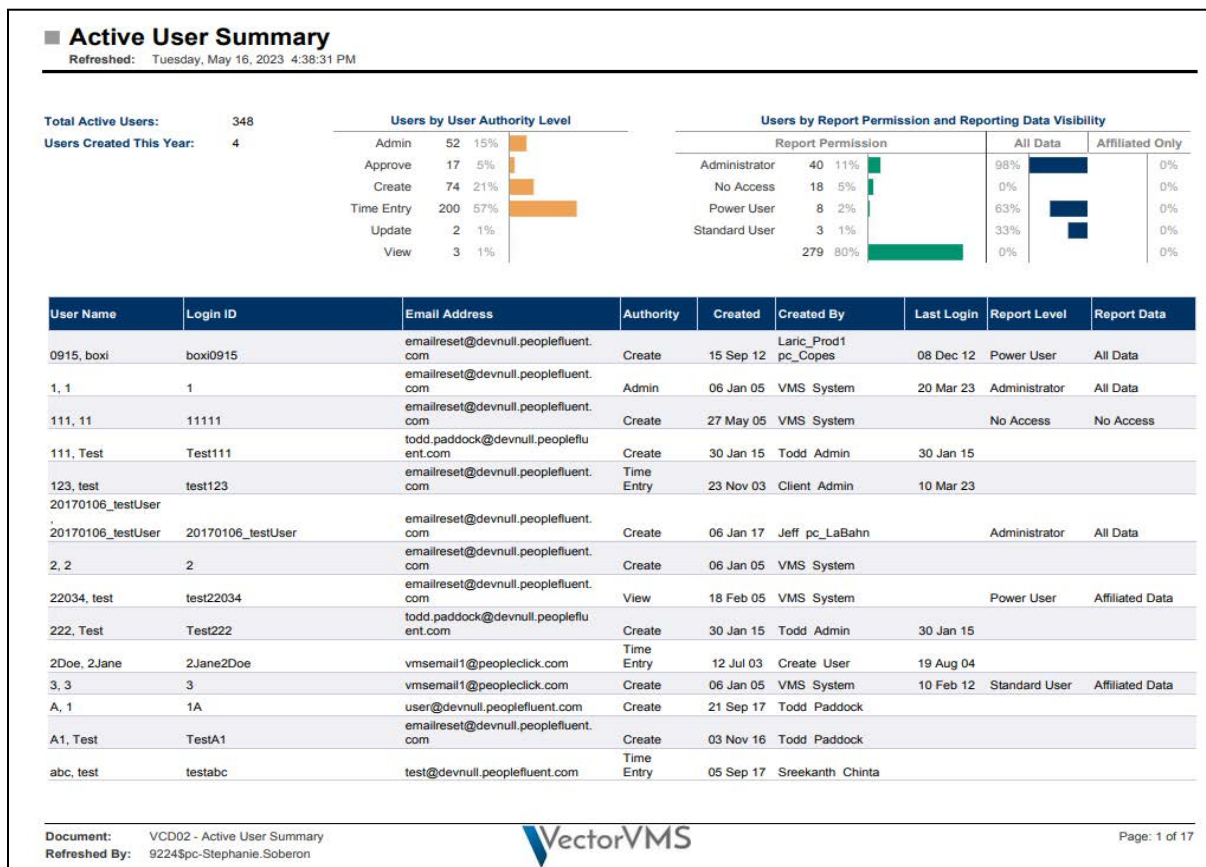
Prompts:

Optional: None

When to run:

This report should be used to get a summary for active users you have in the system. It will give you an overview of the user's information. As well as graphs for users by authority level, and users by report permission and data visibility settings.

Report Samples:



VCD10 - User List

Description:

Provides a list of comprehensive attributes and information (including user custom fields) for users having the selected status(es) and authority level(s).

Prompts:

Optional: Status(es), Authority Level(s)

When to run:

This report should be used to get a list of users you have in the system. It will give you an overview of the user's information. Including configured settings and custom fields related to the user.

Report Samples:

■ User List									
Refreshed: Wednesday, May 17, 2023 10:47:44 AM									
Status(es): All Statuses									
Authority Level(s): All Levels									
System ID	User Internal Status	First Name	Last Name	Username	Email Address	Work Phone	Usr Client Regions	Authority	Ap
207889	Active	1	1	1	emailreset@devnull.peoplefluent.com		Sanity- Peopleclick QA Client	Admin	Me
3663070	Active	Pamela	Adams	SalesReportUser1	emailreset@devnull.peoplefluent.com		Sanity- Peopleclick QA Client	Admin	Le
1830726	Active	Peter	Adams	psadmin	paula.smith@peoplefluent.com		Sanity- Peopleclick QA Client	Admin	Le
183083	Active	client4	admin	c4admin	vmsemail1@peopleclick.com		Sanity- Peopleclick QA Client	Admin	
597106	Inactive	sys	admin	sysadmin	vmsemail1@peopleclick.com		Sanity- Peopleclick QA Client	Admin	Me
2531057	Active	Adminprs	Admin	adminprs	emailreset@devnull.peoplefluent.com		Sanity- Peopleclick QA Client	Admin	Me
3930884	Active	Demo	Admin	DemoAdmin	user@devnull.peoplefluent.com		Sanity- Peopleclick QA Client	Admin	Le
100648	Active	QA8	Admin	QA8Admin	tuan.tran@peoplefluent.com		Sanity- Peopleclick QA Client	Admin	
878813	Inactive	Ruth	Admin	RuthAdmin	emailreset@devnull.peoplefluent.com		Sanity- Peopleclick QA Client	Admin	Le
87196	Active	Sanity	Admin	STAdmin	vmsemail2@peopleclick.com	111-111-1111	Sanity- Peopleclick QA Client	Admin	Me
4638331	Active	Sizing	Admin	Sizing	todd.paddock@devnull.peoplefluent.com		Sanity- Peopleclick QA Client	Admin	Le
1867648	Active	Test	Admin	TestAdmin	emailreset@devnull.peoplefluent.com		Sanity- Peopleclick QA Client	Admin	Le
2983225	Active	Todd	Admin	ToddAdmin	todd.paddock@devnull.peoplefluent.com		Sanity- Peopleclick QA Client	Admin	Dir
121188	Inactive	Vendor	Admin	VendorAdmin	vmsemail2@peopleclick.com		Sanity- Peopleclick QA Client	Admin	
2531055	Active	Client	Admin1	ClientAdmin1	todd.paddock@devnull.peoplefluent.com		Sanity- Peopleclick QA Client	Admin	Le
3668316	Active	New	Admin2	NewAdmin2	emailreset@devnull.peoplefluent.com		Sanity- Peopleclick QA Client	Admin	Le
2791716	Active	New	Adminfive	newadmin5	emailreset@devnull.peoplefluent.com		Sanity- Peopleclick QA Client	Admin	Dir
3010748	Active	Kalpana	Bathini	Kalpana.Approve	emailreset@devnull.peoplefluent.com		Sanity- Peopleclick QA Client	Admin	Dir

User List

Refreshed: Wednesday, May 17, 2023 10:47:44 AM

Approval Level	System ID (continued)	Approver 1	Engagement Setting	Usr Type	Task Manager?	MSP User?	Time / Expense User?	Proxy Time / Expense User?	View Unscreened Candidates?
anager	207889		Not Applicable	Internal User	No	No	No	No	No
iad	3663070		Request Engagement	Internal User	No	No	No	No	No
iad	1830726		Engage	Internal User	No	No	Yes	Yes	Yes
	183083		Engage	Internal User	No	No	No	No	No
anager	597106		Not Applicable	System Admin	No	Yes	No	No	No
anager	2531057		Engage	Internal User	No	No	No	No	No
iad	3930884		Engage	Internal User	Yes	Yes	Yes	Yes	Yes
	100648		Not Applicable	Internal User	No	No	No	No	No
iad	878813		Not Applicable	Internal User	No	Yes	No	No	No
anager	87196		Not Applicable	Internal User	No	No	No	No	No
iad	4638331		Request Engagement	Internal User	No	No	No	No	No
iad	1867648 Sreekanth Chinta		Not Applicable	Internal User	No	No	Yes	Yes	No
rector	2983225		Request Engagement	Internal User	Yes	Yes	Yes	Yes	Yes
	121188		Request Engagement	Internal User	No	No	No	No	No
iad	2531055		Request Engagement	Internal User	No	Yes	No	No	No
iad	3668316		Request Engagement	Internal User	No	No	No	No	No
rector	2791716		Engage	Internal User	No	No	No	No	No
rector	3010748		Engage	Internal User	Yes	No	Yes	Yes	No

Document: VCD10 - User List
Refreshed By: 9224\$pc-Stephanie.Soberon



Page: 2 of 80

User List

Refreshed: Wednesday, May 17, 2023 10:47:44 AM

Edit History Rates?	System ID (continued)	Cost Center Contact?	Report User Type	Report Data Access	Created by User	Created Date	Usr Last Login Date/ Time
No	207889	No	Administrator	All Data	VMS System	06 Jan 05	20 Mar 23 05:08 PM
No	3663070	No	Administrator	All Data	Jeff_pc_LaBahn	26 Oct 16	02 Nov 16 11:01 AM
Yes	1830726	No	Administrator	All Data	Paula Smith	03 Mar 12	17 Dec 19 04:26 PM
No	183083	No			VMS System	08 Sep 04	19 Jul 12 09:41 PM
No	597106	No	No Access	No Access	Laric_Prod1_pc_Copes	10 Mar 07	17 Jun 09 03:44 AM
No	2531057	No	Administrator	All Data	Paula Smith	15 Mar 14	15 Mar 14 03:37 PM
Yes	3930884	Yes			Todd Paddock	28 Sep 17	20 Mar 23 04:16 PM
No	100648	No			VMS System	15 Aug 03	14 Nov 14 12:53 PM
No	878813	No	Standard User	Affiliated Data	Ruth_pc_jimenez	07 Mar 08	05 Nov 11 08:31 PM
No	87196	No	Administrator	All Data	VMS System	08 Jul 03	14 Oct 09 07:03 PM
No	4638331	No			Todd Paddock	24 Nov 20	24 Nov 20 10:39 AM
No	1867648	No			Sreekanth Chinta	31 Mar 12	01 Apr 16 04:34 PM
No	2983225	Yes			Todd Paddock	30 Jan 15	24 Nov 20 10:20 AM
No	121188	No			VMS System	30 Dec 03	16 Feb 04 10:21 AM
No	2531055	No	Administrator	All Data	Todd Paddock	15 Mar 14	20 Mar 23 04:16 PM
No	3668316	No			Todd Paddock	03 Nov 16	03 Nov 16 09:14 AM
No	2791716	No			Paula Smith	18 Aug 14	
No	3010748	Yes	Administrator	All Data	Kalpana_pc_Bathini	19 Feb 15	08 Aug 17 04:31 PM

Document: VCD10 - User List
Refreshed By: 9224\$pc-Stephanie.Soberon



Page: 3 of 80

VCD15 - Location List

Description:

Provides a list of comprehensive attributes and information for all active locations configured in the system.

Prompts:

Optional: None

When to run:

This report should be used to get a list of active locations you have in the system. It will give you an overview of the location information. Including associated region and group name.

Report Samples:

■ Location List						
Refreshed: Wednesday, May 17, 2023 10:55:11 AM						
Loc ID	Location Name	Loc Region Name	Location Group	Address	City	State / Province
3285	San Diego	Carlos Test	Carlos Test	10000 Hannover Square	RaleighSan Diego	CA
3284	Houston	Carlos Test	Carlos Test	434 Fayetteville Street	Houston	TX
66179	Raleigh	Carlos Test	Carlos Test			
4431	Test spring	MIS4	qa		Hartford	CT
60160	qa locale	MIS4	qa			
33676	ok	test	test 4			
33678	two	test	test 4			
33680	xxxxxxxxxxxxxxxxxxxxxxxx	test	test 4			
2903	Qa test	test	west side			
33674	test2	test	west side			
33675	test	test	west side	dssd		
33677	cxxx	test	west side			
33679	test3	test	west side			
33682	xcx	test	west side			

Document: VCD15 - Location List
Refreshed By: 9224Spc-Stephanie.Soberon

VectorVMS

Page: 1 of 2

■ Location List

Refreshed: Wednesday, May 17, 2023 10:55:11 AM

Loc ID (continued)	Zip/Postal Code	Created Date	Description	Reference Code
3265	27778	03 Apr 04	San Diego	San Diego
3264	27601	03 Apr 04		
66179	27578	12 Aug 13		
4431		29 Nov 04		
60160		10 Nov 12		
33676		13 Aug 05		fgfgfg
33678		13 Aug 05		
33680		13 Aug 05		
2903		20 Dec 03		
33674		13 Aug 05		weew
33675		13 Aug 05		
33677		13 Aug 05		cxcx
33679		13 Aug 05		gfgf
33682		13 Aug 05		

Document: VCD15 - Location List
Refreshed By: 9224\$pc-Stephanie.Soberon



Page: 2 of 2

VCD20 - Project List

Description:

Provides a list of comprehensive attributes and information for all active top level (level 0) projects configured in the system.

Prompts:

Optional: None

When to run:

This report should be used to get a list of active top level (level 0) projects you have in the system. It will give you an overview of the project information, including the fully qualified path.

Report Samples:

■ Projects List					
Refreshed: Wednesday, May 17, 2023 11:05:04 AM					
Contingent Proj Level 0	Description	Division	Cross Reference	Proj Cost Center	Created By
CIP - IS GROUP	CIP IS Projects		CIP - IS GROUP		System, VMS
ENDOWMENTS	CHOP Endowments		ENDOWMENTS		System, VMS
engagementproject - 05/21/05					System, VMS
EngProject 33					System, VMS
EngProject 33					System, VMS
FACILITIES-CIP		Finance	ProjectQA Test		Chinta, Sreekanth
FACILITIES-CIP	Facilities - CIP		FACILITIES-CIP		System, VMS
IS-CIP	Information Systems - CIP		IS-CIP		System, VMS
just added 08102012					pc_Copes, Laric_Prod1
New Proj 1					pc_Bathini, Kalpana
New Proj 1					pc_Bathini, Kalpana
New Proj 1					pc_Bathini, Kalpana
New Proj 1					pc_Bathini, Kalpana
New Proj 1					pc_Bathini, Kalpana
New Proj 1					pc_Bathini, Kalpana
New Proj 1					pc_Bathini, Kalpana
New Proj 1					pc_Bathini, Kalpana
New Proj 1					pc_Bathini, Kalpana
New Proj 1					pc_Bathini, Kalpana
New Proj 1					pc_Bathini, Kalpana
New Proj 1					pc_Bathini, Kalpana
New Proj 1					pc_Bathini, Kalpana
OPEX	CHOP Operations Cost Centers		OPEX		System, VMS
OPEX	Heltzer, M Voluntary CS		VUCOSTSHARE3 090	9162- COSTSHARE	System, VMS
OPEX	Operational Expense		OPEX- VUCOSTSHARE3 090		System, VMS
post 508					pc_Copes, Laric_Prod1
Proj Test 1	Project Pivot Testing	Proj Test 4	Project Pivot Testing	Cost center 4	pc_Bathini, Kalpana
Proj Test 1	Proj Test 1	Proj Test 1	Proj Test 1	CC1	pc_Bathini, Kalpana
Proj Test 1	Proj Test 10	Proj Test 10	Proj Test 10	CC10	pc_Bathini, Kalpana

Document: VCD20 - Projects List
Refreshed By: 9224\$pc-Stephanie.Soberon



Projects List

Refreshed: Wednesday, May 17, 2023 11:05:04 AM

Contingent Proj Level 0	Changed by	Last Changed Date	Contingent Proj Fully Qualified Path
CIP - IS GROUP	System, VMS	28 Oct 14	CIP - IS GROUP
ENDOWMENTS	System, VMS	28 Oct 14	ENDOWMENTS
engagementproject - 05/21/05	Chinta, Sreekanth	09 Aug 22	engagementproject - 05/21/05
EngProject 33	System, VMS	15 Dec 03	EngProject 33/Eng 3111
EngProject 33	System, VMS	15 Dec 03	EngProject 33/Eng 3111/Eng 3003
FACILITIES-CIP	Ramchandani, Taylor	04 Aug 22	FACILITIES-CIP/Project for QA
FACILITIES-CIP	Chinta, Sreekanth	13 Oct 20	FACILITIES-CIP
IS-CIP	System, VMS	28 Oct 14	IS-CIP
just added 08102012	pc_Copes, Laric_Prod1	10 Aug 12	just added 08102012
New Proj 1	pc_Bathini, Kalpana	18 Dec 14	New Proj 1
New Proj 1	pc_Bathini, Kalpana	18 Dec 14	New Proj 1/New Proj 2
New Proj 1	pc_Bathini, Kalpana	18 Dec 14	New Proj 1/New Proj 2/New Proj 3
New Proj 1	pc_Bathini, Kalpana	18 Dec 14	New Proj 1/New Proj 2/New Proj 3/New Proj 4
New Proj 1	pc_Bathini, Kalpana	18 Dec 14	New Proj 1/New Proj 2/New Proj 3/New Proj 4/New Proj 5
New Proj 1	pc_Bathini, Kalpana	18 Dec 14	New Proj 1/New Proj 2/New Proj 3/New Proj 4/New Proj 5/New Proj 6
New Proj 1	pc_Bathini, Kalpana	18 Dec 14	New Proj 1/New Proj 2/New Proj 3/New Proj 4/New Proj 5/New Proj 6/New Proj 7
New Proj 1	pc_Bathini, Kalpana	18 Dec 14	New Proj 1/New Proj 2/New Proj 3/New Proj 4/New Proj 5/New Proj 6/New Proj 7/New Proj 8
New Proj 1	pc_Bathini, Kalpana	18 Dec 14	New Proj 1/New Proj 2/New Proj 3/New Proj 4/New Proj 5/New Proj 6/New Proj 7/New Proj 8/New Proj 9
New Proj 1	pc_Bathini, Kalpana	18 Dec 14	New Proj 1/New Proj 2/New Proj 3/New Proj 4/New Proj 5/New Proj 6/New Proj 7/New Proj 8/New Proj 9/New Proj 10
OPEX	System, VMS	28 Oct 14	OPEX
OPEX	System, VMS	31 Oct 14	OPEX/VUCOSTSHARE3090
OPEX	System, VMS	31 Oct 14	OPEX
post 508	pc_Copes, Laric_Prod1	17 Sep 11	post 508
Proj Test 1	pc_Bathini, Kalpana	18 Dec 14	Proj Test 1/Proj Test 2/Proj Test 3/Proj Test 4
Proj Test 1	pc_Bathini, Kalpana	18 Dec 14	Proj Test 1
Proj Test 1	pc_Bathini, Kalpana	18 Dec 14	Proj Test 1/Proj Test 2/Proj Test 3/Proj Test 4/Proj Test 5/Proj Test 6/Proj Test 7/Proj Test 8/Proj Test 9/Proj Test 10

Document: VCD20 - Projects List
 Refreshed By: 9224\$pc-Stephanie.Soberon



Page: 4 of 8

VCD21 - Project List - 2 Levels

Description:

Provides a list of comprehensive attributes and information for all active top level (level 0) and second level (level 1) projects configured in the system.

Prompts:

Optional: None

When to run:

This report should be used to get a list of active projects you have in the system for up to the second level (level 1). It will give you an overview of the project information, including the fully qualified path.

Report Samples:

■ Projects List - 2 Levels					
Refreshed: Wednesday, May 17, 2023 11:12:02 AM					
Contingent Proj Level 0	Contingent Proj Level 1	Description	Division	Cross Reference	Proj Cost Center
Proj Test 1	Proj Test 2	Proj Test 6	Proj Test 6	Proj Test 6	CC6
Proj Test 1	Proj Test 2	Proj Test 7	Proj Test 7	Proj Test 7	CC7
Proj Test 1	Proj Test 2	Proj Test 8	Proj Test 8	Proj Test 8	CC8
Proj Test 1	Proj Test 2	Proj Test 9	Proj Test 9	Proj Test 9	CC9
FACILITIES-CIP	Project for QA		Finance	ProjectQA Test	
New Proj 1	New Proj 2				
New Proj 1	New Proj 2				
New Proj 1	New Proj 2				
New Proj 1	New Proj 2				
New Proj 1	New Proj 2				
New Proj 1	New Proj 2				
New Proj 1	New Proj 2				
New Proj 1	New Proj 2				
EngProject 33	Eng 3111				
EngProject 33	Eng 3111				
add new project	added Sun 0812	descr	div	xref	
11	22				
11	22				
11	22				
11	22				
11	22				
11	22				
11	22				
11	22				
11	22				

■ Projects List - 2 Levels

Refreshed: Wednesday, May 17, 2023 11:12:02 AM

Contingent Proj Level 1	Created By	Changed by	Last Changed Date	Proj Fully Qualified Path
Proj Test 2	pc_Bathini, Kalpana	pc_Bathini, Kalpana	18 Dec 14	Proj Test 1/Proj Test 2/Proj Test 3/Proj Test 4/Proj Test 5/Proj Test 6
Proj Test 2	pc_Bathini, Kalpana	pc_Bathini, Kalpana	18 Dec 14	Proj Test 1/Proj Test 2/Proj Test 3/Proj Test 4/Proj Test 5/Proj Test 6/Proj Test 7
Proj Test 2	pc_Bathini, Kalpana	pc_Bathini, Kalpana	18 Dec 14	Proj Test 1/Proj Test 2/Proj Test 3/Proj Test 4/Proj Test 5/Proj Test 6/Proj Test 7/Proj Test 8
Proj Test 2	pc_Bathini, Kalpana	pc_Bathini, Kalpana	18 Dec 14	Proj Test 1/Proj Test 2/Proj Test 3/Proj Test 4/Proj Test 5/Proj Test 6/Proj Test 7/Proj Test 8/Proj Test 9
Project for QA	Chinta, Sreekanth	Ramchandani, Taylor	04 Aug 22	FACILITIES-CIP/Project for QA
New Proj 2	pc_Bathini, Kalpana	pc_Bathini, Kalpana	18 Dec 14	New Proj 1/New Proj 2
New Proj 2	pc_Bathini, Kalpana	pc_Bathini, Kalpana	18 Dec 14	New Proj 1/New Proj 2/New Proj 3
New Proj 2	pc_Bathini, Kalpana	pc_Bathini, Kalpana	18 Dec 14	New Proj 1/New Proj 2/New Proj 3/New Proj 4
New Proj 2	pc_Bathini, Kalpana	pc_Bathini, Kalpana	18 Dec 14	New Proj 1/New Proj 2/New Proj 3/New Proj 4/New Proj 5
New Proj 2	pc_Bathini, Kalpana	pc_Bathini, Kalpana	18 Dec 14	New Proj 1/New Proj 2/New Proj 3/New Proj 4/New Proj 5/New Proj 6
New Proj 2	pc_Bathini, Kalpana	pc_Bathini, Kalpana	18 Dec 14	New Proj 1/New Proj 2/New Proj 3/New Proj 4/New Proj 5/New Proj 6/New Proj 7
New Proj 2	pc_Bathini, Kalpana	pc_Bathini, Kalpana	18 Dec 14	New Proj 1/New Proj 2/New Proj 3/New Proj 4/New Proj 5/New Proj 6/New Proj 7/New Proj 8
New Proj 2	pc_Bathini, Kalpana	pc_Bathini, Kalpana	18 Dec 14	New Proj 1/New Proj 2/New Proj 3/New Proj 4/New Proj 5/New Proj 6/New Proj 7/New Proj 8/New Proj 9
New Proj 2	pc_Bathini, Kalpana	pc_Bathini, Kalpana	18 Dec 14	New Proj 1/New Proj 2/New Proj 3/New Proj 4/New Proj 5/New Proj 6/New Proj 7/New Proj 8/New Proj 9/New Proj 10
Eng 3111	System, VMS	System, VMS	15 Dec 03	EngProject 33/Eng 3111
Eng 3111	System, VMS	System, VMS	15 Dec 03	EngProject 33/Eng 3111/Eng 3003
added Sun 0812	pc_Copes, Laric_Prod1	pc_Copes, Laric_Prod1	12 Aug 12	add new project/added Sun 0812
22	Paddock, Todd	pc_LaBahn, Jeff	08 Jul 19	11/22/33/44/55/66/77/88/88/99
22	Paddock, Todd	Paddock, Todd	15 May 14	11/22
22	Paddock, Todd	Paddock, Todd	15 May 14	11/22/33
22	Paddock, Todd	Paddock, Todd	15 May 14	11/22/33/44
22	Paddock, Todd	Paddock, Todd	15 May 14	11/22/33/44/55
22	Paddock, Todd	Paddock, Todd	15 May 14	11/22/33/44/55/66
22	Paddock, Todd	Paddock, Todd	15 May 14	11/22/33/44/55/66/77
22	Paddock, Todd	Paddock, Todd	15 May 14	11/22/33/44/55/66/77/88
22	Paddock, Todd	Paddock, Todd	15 May 14	11/22/33/44/55/66/77/88/88

Document: VCD21 - Projects List - 2 Levels
Refreshed By: 9224\$pc-Stephanie.Soberon



Page: 6 of 8

VCD22 - Project List - 3 Levels

Description:

Provides a list of comprehensive attributes and information for all active top (level 0), second (level 1) and third level (level 2) projects configured in the system.

Prompts:

Optional: None

When to run:

This report should be used to get a list of active projects you have in the system for up to the third level (level 2). It will give you an overview of the project information, including the fully qualified path.

Report Samples:

■ Projects List - 3 Levels						
Refreshed: Wednesday, May 17, 2023 11:18:44 AM						
Contingent Proj Level 0	Contingent Proj Level 1	Contingent Proj Level 2	Description	Division	Cross Reference	Proj Cost Center
ANNUAL CAPITAL Project A						
CIP - IS GROUP			CIP IS Projects		CIP - IS GROUP	
ENDOWMENTS			CHOP Endowments		ENDOWMENTS	
engagementproject - 05/21/05						
EngProject 33	Eng 3111	Eng 3003				
EngProject 33	Eng 3111					
FACILITIES-CIP			Facilities - CIP		FACILITIES-CIP	
FACILITIES-CIP	Project for QA			Finance	ProjectQA Test	
IS-CIP			Information Systems - CIP		IS-CIP	
just added 08102012						
New Proj 1						
New Proj 1	New Proj 2	New Proj 3				
New Proj 1	New Proj 2	New Proj 3				
New Proj 1	New Proj 2	New Proj 3				
New Proj 1	New Proj 2	New Proj 3				
New Proj 1	New Proj 2	New Proj 3				
New Proj 1	New Proj 2	New Proj 3				
New Proj 1	New Proj 2	New Proj 3				
New Proj 1	New Proj 2	New Proj 3				
New Proj 1	New Proj 2	New Proj 3				
OPEX			CHOP Operations Cost Centers		OPEX	
OPEX			Operational Expense		OPEX-VUCOSTSHARE3090	
OPEX	VUCOSTSHARE3090		Heltzer, M Voluntary CS		VUCOSTSHARE3090	9162-COSTSHARE
post 508						
Proj Test 1			Proj Test 1	Proj Test 1	Proj Test 1	CC1

Projects List - 3 Levels

Refreshed: Wednesday, May 17, 2023 11:18:44 AM

Contingent Proj Level 2	Created By	Changed by	Last Changed Date	Proj Fully Qualified Path
	Ramchandani, Taylor	Chinta, Sreekanth	18 Aug 22	ANNUAL CAPITAL Project A
	System, VMS	System, VMS	28 Oct 14	CIP - IS GROUP
	System, VMS	System, VMS	28 Oct 14	ENDOWMENTS
	System, VMS	Chinta, Sreekanth	09 Aug 22	engagementproject - 05/21/05
Eng 3003	System, VMS	System, VMS	15 Dec 03	EngProject 33/Eng 3111/Eng 3003
	System, VMS	System, VMS	15 Dec 03	EngProject 33/Eng 3111
	System, VMS	Chinta, Sreekanth	13 Oct 20	FACILITIES-CIP
	Chinta, Sreekanth	Ramchandani, Taylor	04 Aug 22	FACILITIES-CIP/Project for QA
	System, VMS	System, VMS	28 Oct 14	IS-CIP
	pc_Copes, Lalic_Prod1	pc_Copes, Lalic_Prod1	10 Aug 12	just added 08102012
	pc_Bathini, Kalpana	pc_Bathini, Kalpana	18 Dec 14	New Proj 1
New Proj 3	pc_Bathini, Kalpana	pc_Bathini, Kalpana	18 Dec 14	New Proj 1/New Proj 2/New Proj 3
New Proj 3	pc_Bathini, Kalpana	pc_Bathini, Kalpana	18 Dec 14	New Proj 1/New Proj 2/New Proj 3/New Proj 4
New Proj 3	pc_Bathini, Kalpana	pc_Bathini, Kalpana	18 Dec 14	New Proj 1/New Proj 2/New Proj 3/New Proj 4/New Proj 5
New Proj 3	pc_Bathini, Kalpana	pc_Bathini, Kalpana	18 Dec 14	New Proj 1/New Proj 2/New Proj 3/New Proj 4/New Proj 5/ New Proj 6
New Proj 3	pc_Bathini, Kalpana	pc_Bathini, Kalpana	18 Dec 14	New Proj 1/New Proj 2/New Proj 3/New Proj 4/New Proj 5/ New Proj 6/New Proj 7
New Proj 3	pc_Bathini, Kalpana	pc_Bathini, Kalpana	18 Dec 14	New Proj 1/New Proj 2/New Proj 3/New Proj 4/New Proj 5/ New Proj 6/New Proj 7/New Proj 8
New Proj 3	pc_Bathini, Kalpana	pc_Bathini, Kalpana	18 Dec 14	New Proj 1/New Proj 2/New Proj 3/New Proj 4/New Proj 5/ New Proj 6/New Proj 7/New Proj 8/New Proj 9
New Proj 3	pc_Bathini, Kalpana	pc_Bathini, Kalpana	18 Dec 14	New Proj 1/New Proj 2/New Proj 3/New Proj 4/New Proj 5/ New Proj 6/New Proj 7/New Proj 8/New Proj 9/New Proj 10
	pc_Bathini, Kalpana	pc_Bathini, Kalpana	18 Dec 14	New Proj 1/New Proj 2
	System, VMS	System, VMS	28 Oct 14	OPEX
	System, VMS	System, VMS	31 Oct 14	OPEX
	System, VMS	System, VMS	31 Oct 14	OPEX/VUCOSTSHARE3090
	pc_Copes, Lalic_Prod1	pc_Copes, Lalic_Prod1	17 Sep 11	post 508
	pc_Bathini, Kalpana	pc_Bathini, Kalpana	18 Dec 14	Proj Test 1

Document: VCD22 - Projects List - 3 Levels
 Refreshed By: 9224\$pc-Stephanie.Soberon



Page: 4 of 8

VCD25 - Requisition Class List - 2 Levels

Description:

Provides a list of comprehensive attributes and information for all active top level (level 0) and second level (level 1) requisition classes configured in the system.

Prompts:

Optional: None

When to run:

This report should be used to get a list of active requisition classes you have in the system for up to the second level (level 1). It will give you an overview of the requisition class information, including the hourly high and low rates.

Report Samples:

■ Requisition Class List - 2 Levels								
Refreshed: Wednesday, May 17, 2023 11:29:25 AM								
Req Class Level 0	Req Class Level 1	Template ID	Hourly High	Hourly Low	Certifications	Vendor Selection	Max Duration	Questions
Medica	RN	689750	£80.00	£60.00	No	No	365 Days	Yes
QA 12222	21111	0	£22.00	£11.00	No	No	N/A	No
QA 12222	21111	0	£30.00	£25.00	No	No	N/A	No
QA 12222	21111	500864			No	No	N/A	No
QA 12222	QA 1111	0	£0.00	£0.00	No	No	N/A	No
Quality Assurance	Manager	0	£0.00	£0.00	No	No	N/A	No
Quality Assurance	Tester				Yes	No	90 Days	No
Quality Assurance	TestRe				No	No	N/A	No
Test Level 3.1 Req Class	Test Level 3.2 Req Class	0	£0.00	£0.00	No	No	N/A	No
Test Level 4.1 Req Class	Test Level 4.2 Req Class	0	£0.00	£0.00	No	No	N/A	No

VCD26 - Requisition Class List - 3 Levels

Description:

Provides a list of comprehensive attributes and information for all active top level (level 0), second (level 1) and third level (level 2) requisition classes configured in the system.

Prompts:

Optional: None

When to run:

This report should be used to get a list of active requisition classes you have in the system for up to the third level (level 2). It will give you an overview of the requisition class information, including the hourly high and low rates.

Report Samples:

■ Requisition Class List - 3 Levels							
Refreshed: Wednesday, May 17, 2023 11:32:11 AM							
Req Class Level 0	Req Class Level 1	Req Class Level 2	Template ID	Hourly High	Hourly Low	Certifications	Vendor Selection
Medica	RN		689750	£80.00	£60.00	No	No
QA 12222	21111	23333	0	£30.00	£25.00	No	No
QA 12222	21111	Req Class for template	500864			No	No
QA 12222	21111		0	£22.00	£11.00	No	No
QA 12222	QA 1111	00001	0	£0.00	£0.00	No	No
QA 12222	QA 1111		0	£0.00	£0.00	No	No
Quality Assurance	Manager		0	£0.00	£0.00	No	No
Quality Assurance	Tester					Yes	No
Quality Assurance	TestRe	New class				No	No
Quality Assurance	TestRe					No	No
Test Level 3.1 Req Class	Test Level 3.2 Req Class		0	£0.00	£0.00	No	No
Test Level 4.1 Req Class	Test Level 4.2 Req Class	Test Level 4.3 Req Class	0	£0.00	£0.00	No	No
Test Level 4.1 Req Class	Test Level 4.2 Req Class		0	£0.00	£0.00	No	No

■ Requisition Class List - 3 Levels

Refreshed: Wednesday, May 17, 2023 11:32:11 AM

Req Class Level 2	Max Duration	Questions
	365 Days	Yes
23333	N/A	No
Req Class for template	N/A	No
	N/A	No
00001	N/A	No
	N/A	No
	N/A	No
	90 Days	No
New class	N/A	No
	N/A	No
	N/A	No
Test Level 4.3 Req Class	N/A	No
	N/A	No

Document: VCD26 - Requisition Class List - 3 Levels
Refreshed By: 9224\$pc-Stephanie.Soberon



Page: 2 of 2

VCD27 - Requisition Class List - 4 Levels

Description:

Provides a list of comprehensive attributes and information for all active top level (level 0), second (level 1), third (level 2) and fourth level (level 3) requisition classes configured in the system.

Prompts:

Optional: None

When to run:

This report should be used to get a list of active requisition classes you have in the system for up to the fourth level (level 3). It will give you an overview of the requisition class information, including the hourly high and low rates.

Report Samples:

■ Requisition Class List - 4 Levels					
Refreshed: Wednesday, May 17, 2023 11:34:57 AM					
Req Class Level 0	Req Class Level 1	Req Class Level 2	Req Class Level 3	Template ID	Hourly High
Medica	RN			689750	£80.00
QA 12222	21111	23333		0	£30.00
QA 12222	21111	Req Class for template		500864	
QA 12222	21111			0	£22.00
QA 12222	QA 1111	00001	010101	0	£0.00
QA 12222	QA 1111	00001		0	£0.00
QA 12222	QA 1111			0	£0.00
Quality Assurance	Manager			0	£0.00
Quality Assurance	Tester				
Quality Assurance	TestRe	New class			
Quality Assurance	TestRe				
Test Level 3.1 Req Class	Test Level 3.2 Req Class			0	£0.00
Test Level 4.1 Req Class	Test Level 4.2 Req Class	Test Level 4.3 Req Class		0	£0.00
Test Level 4.1 Req Class	Test Level 4.2 Req Class			0	£0.00

■ Requisition Class List - 4 Levels

Refreshed: Wednesday, May 17, 2023 11:34:57 AM

Req Class Level 3	Hourly Low	Certifications	Vendor Selection	Max Duration	Questions
	£60.00	No	No	365 Days	Yes
	£25.00	No	No	N/A	No
		No	No	N/A	No
	£11.00	No	No	N/A	No
010101	£0.00	No	No	N/A	No
	£0.00	No	No	N/A	No
	£0.00	No	No	N/A	No
	£0.00	No	No	N/A	No
		Yes	No	90 Days	No
		No	No	N/A	No
		No	No	N/A	No
	£0.00	No	No	N/A	No
	£0.00	No	No	N/A	No
	£0.00	No	No	N/A	No

Document: VCD27 - Requisition Class List - 4 Levels
 Refreshed By: 9224\$pc-Stephanie.Soberon



Page: 2 of 2

VCD30 - Cost Center List

Description:

Provides a list of comprehensive attributes and information for all active cost centers configured in the system.

Prompts:

Optional: None

When to run:

This report should be used to get a list of active cost centers you have in the system. It will give you an overview of the cost center information, including cost center manager name.

Report Samples:

■ Cost Center List					
Refreshed: Wednesday, May 17, 2023 11:37:28 AM					
Cost Center Name	Cost Center Immediate Parent	Cost Center Description	Cost Center Reference Code	Cost Center Manager	Cost Center Affiliate
Cost Center 2				Paddock, Todd	
Cost Center 2				Test, Taylor	
Cost Center 2				VMS1, Create User	
Hoth Icy Payment Center				Admin, Demo	
Hoth Icy Payment Center				Paddock, Todd	
Hoth Icy Payment Center				Test, Taylor	
Hoth Icy Payment Center					Springle, Mitzi
NandMoor CC					VMS1, Approve
NandMoor CC					VMS1, Create User
Test QA Child Cost Center	Test QA - Cost Center	Child Cost center for QA testing	TQAC Cost Center	Admin, Demo	
Test QA Child Cost Center	Test QA - Cost Center	Child Cost center for QA testing	TQAC Cost Center	Bathini, Kalpana	
Test QA Child Cost Center	Test QA - Cost Center	Child Cost center for QA testing	TQAC Cost Center	Doc, PF	
Test QA - Cost Center				VMS1, Admin	
Test QA - Cost Center				VMS1, Approve	
Test QA - Cost Center					Test, Create

VCD35 - Vendor List

Description:

Provides a list of comprehensive attributes and information for all vendors configured in the system for the selected vendor status(es).

Prompts:

Required: Status(es)

When to run:

This report should be used to get a list of vendors you have in the system. It will give you an overview of the vendor information, including contract tier, perm tier, and custom fields.

Report Samples:

■ Vendor List								
Refreshed: Wednesday, May 17, 2023 11:40:35 AM								
Status(es): Active; Inactive; Pending								
Contingent Vend Org ID	Contingent Vend Client Status	Contingent Vend Name	Contract Tier	Perm Tier	All Req Class Access	All Location Access	Minority Vendor	Women Owned Vendor
388	Pending	QA client 7 Vendor	Tier 2		Yes	Yes	No	No
15	Inactive	QA client 5-6 Vendor	Tier 1	Test	Yes	Yes	No	No
3171	Active	QA Spring Vendor	Tier 1	Public	Yes	Yes	No	No
1989	Active	Peopleclick QA Vendor	Public	Test	Yes	Yes	No	No
827	Active	QA Client 1-3 Vendor	Internal		NO	No	No	No

Document: VCD35 - Vendor List
Refreshed By: 9224Spc-Stephanie.Soberon

VectorVMS

Page: 1 of 3

Vendor List

Refreshed: Wednesday, May 17, 2023 11:40:35 AM

Vend Org ID (continued)	Vendor Contact	Phone	Email Address	Address 1	Address 2	City
388	No Contact		franklin.brown@vectorvms.com	N/A		N/A
15	No Contact			1 First Street		Minneapolis
3171	No Contact					
1989	vend admin		vmsemail2@vectorvms.com	Two Hannover Square	9th Floor	Raleigh
827	No Contact					

Document: VCD35 - Vendor List
Refreshed By: 9224\$pc-Stephanie.Soberon



Page: 2 of 3

Vendor List

Refreshed: Wednesday, May 17, 2023 11:40:35 AM

Vend Org ID (continued)	State / Province	Zip / Postal Code	Vend Custom Field 1	Vend Custom Field 2
388	NA	12345		
15	MN	55555		
3171				
1989	NC	70125	CV field1 value	CV field 2 value
827				

Document: VCD35 - Vendor List
Refreshed By: 9224\$pc-Stephanie.Soberon



Page: 3 of 3

VPN01 - User Privacy Notice Current Status

Description:

The report provides a summary count of users by privacy notice status. It includes an option to limit the users returned to the report by the last logon date of the user. It also includes a breakdown of individual users that are in each status.

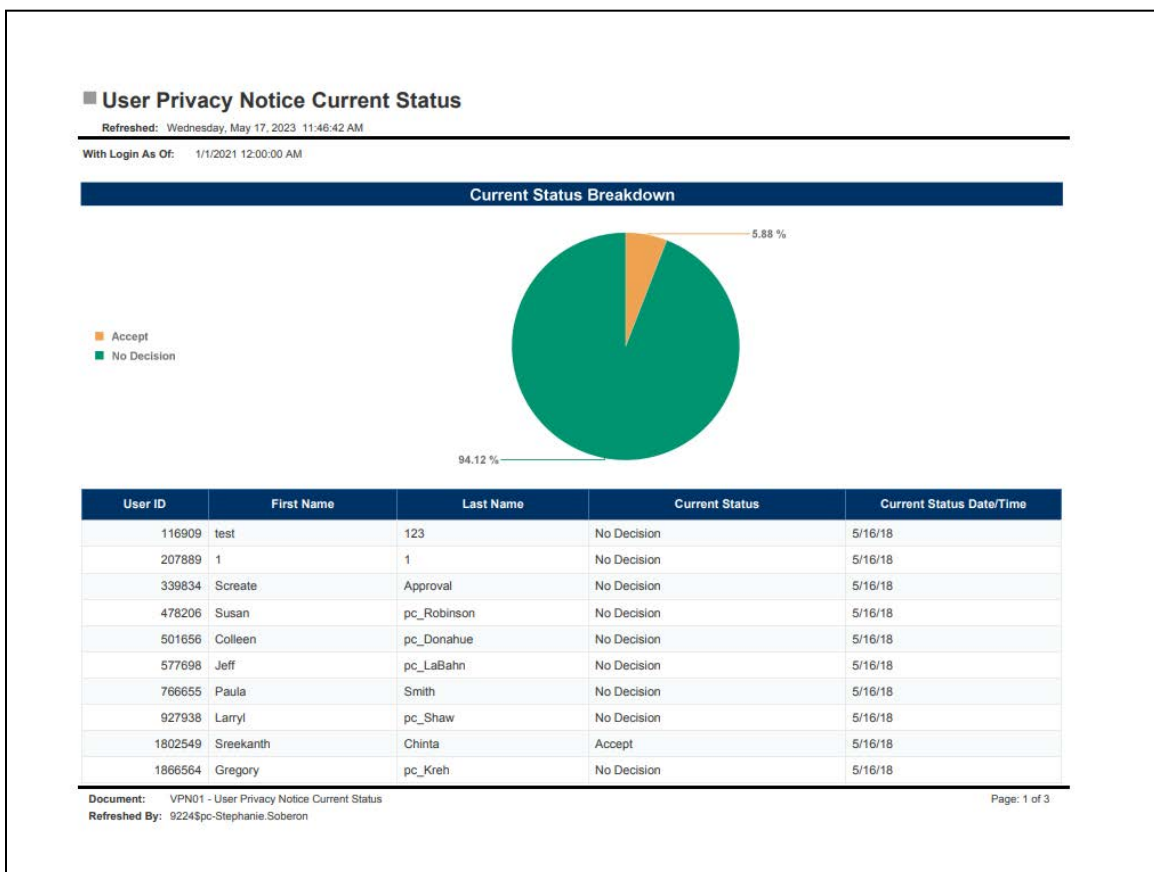
Prompts:

Optional: User Login As Of Date

When to run:

This report should be used to get a summary count of users you have in the system by privacy notice decision. It will give you an overview of the user's decision to the privacy notice, including a graph for current status breakdown.

Report Samples:



VPN10 - User Privacy Notice Action History

Description:

The report provides the history of actions taken by users on privacy notices. It includes an option to limit the results by user.

Prompts:

Optional: User ID(s)

When to run:

This report should be used to get a history of privacy notices actions by users you have in the system. It will give you a history of the user's decisions to the privacy notice, including the privacy notice name and version.

Report Samples:

■ User Privacy Notice Action History

Refreshed: Wednesday, May 17, 2023 11:54:13 AM

User(s): All Users

User Name: Sreekanth Chinta - User ID: 1802549

Current Status: Accept

User Action	IP Address	Privacy Notice Language	Privacy Notice Name & Version	Action Date/Time Stamp
Decline	64.128.67.16	English (United States)	User Privacy Policy	5/16/18
Accept	64.128.67.16	English (United States)	User Privacy Policy	5/16/18

User Name: Peter Adams - User ID: 1830726

Current Status: Accept

User Action	IP Address	Privacy Notice Language	Privacy Notice Name & Version	Action Date/Time Stamp
Accept	64.128.67.16	English (United States)	User Privacy Policy	5/16/18

User Name: Tuan pc Tran - User ID: 2308218

Current Status: Accept

User Action	IP Address	Privacy Notice Language	Privacy Notice Name & Version	Action Date/Time Stamp
Accept	64.128.67.16	English (United States)	User Privacy Policy	5/16/18

Document: VPN10 - User Privacy Notice Action History
Refreshed By: 9224\$pc-Stephanie.Soberon

Page: 1 of 2

VPN20 - User Views of Remove Account Instructions

Description:

The report provides the list of users who viewed the instructions on how to request removal of personal data as of current date or entered date range.

Prompts:

Optional: Instructions Viewed Date Range

When to run:

This report should be used to get a list of users you have in the system who viewed the instructions on how to request removal of personal data. It will give you an overview of the user, including the date and time the removal instructions were viewed. As well as a graph for the current status of users viewing the removal instructions.

Report Samples:

